

Rio Gallinas School for Ecology and the Arts
Financial Update
December 08, 2020

A.	BARs	BAR #	Fund Description	Type	Amount
B.	<u>Payroll & Accounts Payable Payment Vouchers</u>				
	1		November 2020		
C.	<u>Financial Statement Reports - as of November 30, 2020</u>				
	1		Financial Analysis		
	2		Bank Reconciliation		
D.	<u>Other</u>				
	1		None		

ReqPay12b

Board Report

Checks Dated 11/01/2020 through 11/30/2020

Check Number	Check Date	Pay to the Order of	Check Amount
11363	11/04/2020	ACES	6,890.06
11364	11/05/2020	Infosource Inc.	2,197.00
11365	11/05/2020	NM Coalition of Charter Schls	90.00
11366	11/04/2020	First Financial Group of Amer.	277.46
11367	11/04/2020	NM Educational RetirementBoard	10,312.89
11368	11/04/2020	NM RHC	1,264.12
11369	11/04/2020	NM Taxation/Revenue Department	1,099.84
11370	11/04/2020	NMPSIA	5,629.08
11371	11/10/2020	Great Minds PBC	375.00
11372	11/10/2020	Mystery Science Inc.	249.00
11373	11/10/2020	Staples Contract & Comm. Inc.	60.57
11376	11/17/2020	Plateau Telecommunications Inc	527.06
11377	11/17/2020	PNM	182.15
Total Number of Checks			13
			29,154.23

Fund Recap

Fund	Description	Check Count	Expensed Amount
11000	Operational Fund	11	24,857.89
24101	Title I - IASA	4	1,606.38
24106	IDEA-B Entitlement	4	402.96
24154	Teach./Princp. Train & Recruit	2	2,287.00
Total Number of Checks		13	29,154.23
Less Unpaid Tax Liability			.00
Net (Check Amount)			29,154.23

The preceding Checks have been issued in accordance with the District's Policy and authorization of the Board of Trustees. It is recommended that the preceding Checks be approved.

ReqPay04c

Check Register with Accounts and Org Recap

Bank Account 180MAIN - Main Checking Account

Payment Id	Comment							
Check # 11363	11000	11/04/2020	Check Amt	6,890.06	Status Cleared	ACES (000083/1)		
5982	Business Office Services					11000- 2500- 53414- 0000- 068004- 0000- 00000		6,890.06
Check # 11364	24154	11/05/2020	Check Amt	2,197.00	Status Cleared	Infosource Inc. (010070/1)		
IN042446	Membership for SimpleK12					24154- 1000- 53330- 1010- 068004- 0000- 00000		2,197.00
Check # 11365	24154	11/05/2020	Check Amt	90.00	Status Cleared	NM Coalition of Charter Schls (000106/1)		
ADVNM2021-1021-124	MLSS/SAT Training					24154- 1000- 53330- 1010- 068004- 0000- 00000		90.00
Check # 11366	11000	11/04/2020	Check Amt	277.46	Status Cleared	First Financial Group of Amer. (901000/1)		
20201009-REG	First Financial Group of Amer. (901000/1) 10/09/2020 (REG)					11000- - 23147- - - -		117.79
						24101- - 23147- - - -		30.90
20201023-REG	First Financial Group of Amer. (901000/1) 10/23/2020 (REG)					11000- - 23147- - - -		87.93
						24101- - 23147- - - -		30.89
FFGA ADJ - 2020 10	FFGA Adj - 2020 10					11000- 2100- 52316- 0000- 068004- 0000- 00000		9.95
Check # 11367	11000	11/04/2020	Check Amt	10,312.89	Status Cleared	NM Educational RetirementBoard (900005/1)		
20201009-REG	NM Educational RetirementBoard (900005/1) 10/09/2020 (REG)					11000- - 23124- - - -		4,942.00
						24101- - 23124- - - -		115.23
						24106- - 23124- - - -		172.43
20201023-REG	NM Educational RetirementBoard (900005/1) 10/23/2020 (REG)					11000- - 23124- - - -		4,844.94
						24101- - 23124- - - -		115.23
						24106- - 23124- - - -		172.43
ERB ADJ - 2020 10	ERB Adj - 2020 10					11000- 1000- 52111- 0000- 068004- 0000- 00000		49.37-
Check # 11368	11000	11/04/2020	Check Amt	1,264.12	Status Cleared	NM RHC (900006/1)		
20201009-REG	NM RHC (900006/1) 10/09/2020 (REG)					11000- - 23123- - - -		602.88
						24101- - 23123- - - -		15.68
						24106- - 23123- - - -		23.46
20201023-REG	NM RHC (900006/1) 10/23/2020 (REG)					11000- - 23123- - - -		589.21
						24101- - 23123- - - -		15.68
						24106- - 23123- - - -		23.46
RHC ADJ - 2020 10	RHC Adj - 202010					11000- 1000- 52112- 0000- 068004- 0000- 00000		6.25-
Check # 11369	11000	11/04/2020	Check Amt	1,099.84	Status Cleared	NM Taxation/Revenue Department (900003/1)		
20201009-REG	NM Taxation/Revenue Department (900003/1) 10/09/2020 (REG)					11000- - 23142- - - -		546.57
						24106- - 23142- - - -		4.27

Selection Sorted by Check Number, Inv #, Include Address=No, (Org = 180, Source = N, Pay To = N, Payment Method = N, Starting Check Date = 11/1/2020, Ending Check Date = 11/30/2020, Summary? = N, Sort/Group 1 = , Sort/Group 2 =)



ReqPay04c

Check Register with Accounts and Org Recap

Bank Account 180MAIN - Main Checking Account

Payment Id	Comment							
Check # 11369	11000	11/04/2020	Check Amt	1,099.84	Status Cleared	NM Taxation/Revenue Department (900003/1) - continued		
20201023-REG		NM Taxation/Revenue Department (900003/1) 10/23/2020 (REG)			11000-	- 23142-	-	544.73
					24106-	- 23142-	-	4.27
Check # 11370	11000	11/04/2020	Check Amt	5,629.08	Status Cleared	NMPSIA (900001/1)		
20201009-REG		NMPSIA (900001/1) 10/09/2020 (REG)			11000-	- 23125-	-	2,184.13
					24101-	- 23125-	-	642.31
					24106-	- 23125-	-	2.64
20201023-REG		NMPSIA (900001/1) 10/23/2020 (REG)			11000-	- 23125-	-	2,159.54
					24101-	- 23125-	-	640.46
Check # 11371	11000	11/10/2020	Check Amt	375.00	Status Cleared	Great Minds PBC (010061/1)		
INV063622		Eureka Math Curriculum			11000- 1000- 56112- 1010- 068004- 0000- 00000			375.00
Check # 11372	11000	11/10/2020	Check Amt	249.00	Status Cleared	Mystery Science Inc. (010064/1)		
SP-2779		Science experiments kits for Kindergarten			11000- 1000- 56118- 1010- 068004- 0000- 00000			249.00
Check # 11373	11000	11/10/2020	Check Amt	60.57	Status Cleared	Staples Contract & Comm. Inc. (000082/1)		
3459728397		Hand Santizer refills - janitor supplies			11000- 2600- 56118- 0000- 068004- 0000- 00000			43.98
3459728398		Hand Santizer refills - janitor supplies			11000- 2600- 56118- 0000- 068004- 0000- 00000			16.59
* Break in sequence								
Check # 11376	11000	11/17/2020	Check Amt	527.06	Status Cleared	Plateau Telecommunications Inc (000220/1)		
20201115		Phone and Internet			11000- 2600- 54416- 0000- 068004- 0000- 00000			527.06
Check # 11377	11000	11/17/2020	Check Amt	182.15	Status Printed	PNM (000049/1)		
20201020 0404504-9		Electricity			11000- 2600- 54411- 0000- 068004- 0000- 00000			114.40
20201020 1250279-8		Electricity			11000- 2600- 54411- 0000- 068004- 0000- 00000			67.75
Number of Items	13			29,154.23	Totals for Org 2			

Fiscal27a

Fund / Resource Transaction Summary

As of 11/30/2020	Fiscal Year 2020/21 Actuals				
Resource	Beginning Balance	Revenue Activity	Expense Activity	Net Activity	Resulting Balance
Fund 11000 - Operational Fund	221,355.30	393,117.76	289,123.06	103,994.70	325,350.00
Fund 14000 - Inst. Materials Fund	148.39-	2,094.97	.00	2,094.97	1,946.58
Fund 21000 - Food Services Fund	1,804.86	.00	.00	.00	1,804.86
Fund 23000 - Student Activity	2,595.23	.00	120.00	120.00-	2,475.23
Fund 23100 - Middle School	407.05	.00	.00	.00	407.05
Fund 23102 - Art Fund	100.00	.00	.00	.00	100.00
Fund 23103 - 4th & 5th Grade Fund	132.00	.00	.00	.00	132.00
Fund 23104 - Staff Appreciation	50.00	.00	.00	.00	50.00
Fund 23105 - Skiing	2,105.15	.00	.00	.00	2,105.15
Fund 23106 - 8th Grade	1,291.50	.00	.00	.00	1,291.50
Fund 24101 - Title I - IASA	10,124.02-	16,904.16	8,943.17	7,960.99	2,163.03-
Fund 24106 - IDEA-B Entitlement	8,904.46-	14,152.95	7,187.35	6,965.60	1,938.86-
Fund 24154 - Teach./Princp. Train & Recruit	1,595.93-	2,045.93	2,737.00	691.07-	2,287.00-
Fund 25153 - Title XIX MEDICAID 3/21 Years	24,002.56	3,994.29	353.64	3,640.65	27,643.21
Fund 27107 - 2012 GOBond Std. Library SB-66	3,114.12-	3,114.12	.00	3,114.12	.00
Fund 27109 - PED Safety in Schools	5,665.09	.00	326.94	326.94-	5,338.15
Fund 29102 - Private Dir Grants-Categorical	956.96	.00	.00	.00	956.96
Fund 31700 - Capital Improv. SB9	3,889.40-	3,889.40	.00	3,889.40	.00
Fund 31703 - SB9 State Match Cash	.00	8,115.00	.00	8,115.00	8,115.00
Total for Org	232,689.38	447,428.58	308,791.16	138,637.42	371,326.80

Fiscal05

Account Summary-Balance

Balances through 11/30/2020					Fiscal Year 2020/21	
Funds- Func- Obj ct - Pr gm- Locat n- JbCl - Opt nl	Description	Adopted Budget	Revised Budget	Revenue	Account Balance	
Funds 11000 - Operational, Func 0000 - None						
11000- 0000- 43101- 0000- 068004- 0000- 00000	StEqulzGuarantee	946,940.00	937,064.00	388,727.78	548,336.22	
11000- 0000- 46100- 0000- 068004- 0000- 00000	AccessBrdE-Rate			4,389.98	4,389.98-	
Total for Funds 11000, Func 0000 and Revenue accounts		946,940.00	937,064.00	393,117.76	543,946.24	
Funds 14000 - TotlnsMatSubFnd, Func 0000 - None						
14000- 0000- 43202- 0000- 068004- 0000- 00000	StFlowThruGrant			2,094.97	2,094.97-	
Total for Funds 14000, Func 0000 and Revenue accounts		.00	.00	2,094.97	2,094.97-	
Funds 24101 - Title I - IASA, Func 0000 - None						
24101- 0000- 41924- 0000- 068004- 0000- 00000	FlowthrDistChtr	31,000.00	31,000.00	16,904.16	14,095.84	
Total for Funds 24101, Func 0000 and Revenue accounts		31,000.00	31,000.00	16,904.16	14,095.84	
Funds 24106 - IDEABEntitlemnt, Func 0000 - None						
24106- 0000- 41924- 0000- 068004- 0000- 00000	FlowthrDistChtr	29,294.00	29,294.00	14,152.95	15,141.05	
Total for Funds 24106, Func 0000 and Revenue accounts		29,294.00	29,294.00	14,152.95	15,141.05	
Funds 24154 - TchPrinTrainRec, Func 0000 - None						
24154- 0000- 41924- 0000- 068004- 0000- 00000	FlowthrDistChtr	5,000.00	5,000.00	2,045.93	2,954.07	
Total for Funds 24154, Func 0000 and Revenue accounts		5,000.00	5,000.00	2,045.93	2,954.07	
Funds 25153 - TitleXIX-3/21Yr, Func 0000 - None						
25153- 0000- 44301- 0000- 068004- 0000- 00000	OthResGtsFedDir	12,000.00	12,000.00	3,994.29	8,005.71	
Total for Funds 25153, Func 0000 and Revenue accounts		12,000.00	12,000.00	3,994.29	8,005.71	
Funds 27107 - 2012GOBondSB66, Func 0000 - None						
27107- 0000- 43202- 0000- 068004- 0000- 00000	StFlowThruGrant			3,114.12	3,114.12-	
27107- 0000- 43204- 0000- 068004- 0000- 00000	PriorYearBalnce	4,783.00	4,783.00		4,783.00	
Total for Funds 27107, Func 0000 and Revenue accounts		4,783.00	4,783.00	3,114.12	1,668.88	
Funds 31200 - PubSchCapOutlay, Func 0000 - None						
31200- 0000- 43209- 0000- 068004- 0000- 00000	PSCOC Awards		35,645.00		35,645.00	
Total for Funds 31200, Func 0000 and Revenue accounts		.00	35,645.00	.00	35,645.00	
Funds 31400 - SpcCapOutlaySt, Func 0000 - None						
31400- 0000- 43202- 0000- 068004- 0000- 00000	StFlowThruGrant	43,000.00	43,000.00		43,000.00	
31400- 0000- 43204- 0000- 068004- 0000- 00000	PriorYearBalnce	2,892.00	2,892.00		2,892.00	
Total for Funds 31400, Func 0000 and Revenue accounts		45,892.00	45,892.00	.00	45,892.00	
Funds 31700 - CapImprvmtsSB-9, Func 0000 - None						
31700- 0000- 43202- 0000- 068004- 0000- 00000	StFlowThruGrant			3,889.40	3,889.40-	

Selection Grouped by Account Type, Filtered by User Permissions, (Org = 180, Online/Offline = N, Period = 5, UnPosted JEs? = N, Assets and Liabilities? = N, Restricted Accts? = Y, Funds = 1.8, Objct = 4, Obj Digits = 0, Page Break Lvl =)

SCHOOLABILITY

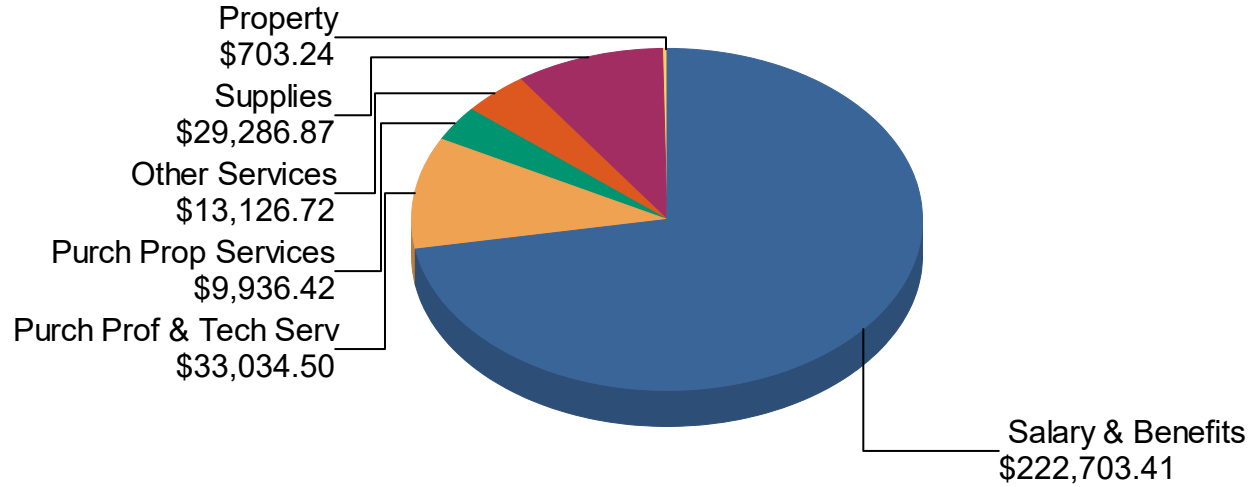
Page 1 of 2

Fiscal05

Account Summary-Balance

Balances through 11/30/2020				Fiscal Year 2020/21	
Funds- Func- Obj ct - Pr gm- Locat n- JbCl - Opt nl	Description	Adopted Budget	Revised Budget	Revenue	Account Balance
Funds 31700 - CapImprvmtsSB-9, Func 0000 - None (continued)					
31700- 0000- 43204- 0000- 068004- 0000- 00000	PriorYearBalnce	9,833.00	9,833.00		9,833.00
Total for Funds 31700, Func 0000 and Revenue accounts		9,833.00	9,833.00	3,889.40	5,943.60
Funds 31703 - CapImprvsSB9Loc, Func 0000 - None					
31703- 0000- 43202- 0000- 068004- 0000- 00000	StFlowThruGrant			8,115.00	8,115.00-
Total for Funds 31703, Func 0000 and Revenue accounts		.00	.00	8,115.00	8,115.00-
Total for Org 180 - Rio Gallinas School for Ecology and the Arts		1,084,742.00	1,110,511.00	447,428.58	663,082.42

Actuals Expenditures



Salary & Benefits	\$222,703.41	72.1%
Purch Prof & Tech Serv	\$33,034.50	10.7%
Purch Prop Services	\$9,936.42	3.2%
Other Services	\$13,126.72	4.3%
Supplies	\$29,286.87	9.5%
Property	\$703.24	0.2%
Debt Service	\$0.00	0.0%
Total:	\$308,791.16	100.0%

Fiscal05

Account Summary-Balance

Balances through 11/30/2020						Fiscal Year 2020/21
Funds- Func- Obj ct - Pr gm- Locat n- JbCl - Opt nl	Description	Adopted Budget	Revised Budget	Encumbered	Expenditure	Account Balance
Funds 11000 - Operational, Func 1000 - Instruction						
11000- 1000- 51100- 0000- 068004- 1611- 00000	SalariesExpense,Subs-Sick	10,000.00	10,000.00			10,000.00
11000- 1000- 51100- 1010- 068004- 1411- 00000	SalariesExpense,Teachers	193,395.00	193,395.00	137,502.29	56,618.59	725.88-
11000- 1000- 51100- 1010- 068004- 1711- 00000	SalariesExpense,InstAssts	16,307.00	16,307.00	15,273.31	4,080.08	3,046.39-
11000- 1000- 51100- 2000- 068004- 1412- 00000	SalariesExpense,Teachers	18,661.00	18,661.00	16,177.54	6,661.34	4,177.88-
11000- 1000- 51100- 4025- 068004- 1412- 00000	SalariesExpense,Teachers	71,942.00	71,942.00	43,563.35	17,937.85	10,440.80
11000- 1000- 51300- 1010- 068004- 1411- 00000	AddtnlCompenstn,Teachers			1,062.50	437.50	1,500.00-
11000- 1000- 51300- 1010- 068004- 1711- 00000	AddtnlCompenstn,InstAssts	1,500.00	1,500.00	2,125.00	875.00	1,500.00-
11000- 1000- 52111- 0000- 068004- 0000- 00000	EducRetirement	6,817.00	6,817.00		501.88	6,315.12
11000- 1000- 52111- 1010- 068004- 0000- 00000	EducRetirement	37,168.00	37,168.00	22,068.89	8,774.62	6,324.49
11000- 1000- 52111- 2000- 068004- 0000- 00000	EducRetirement			2,289.05	942.55	3,231.60-
11000- 1000- 52111- 4025- 068004- 0000- 00000	EducRetirement			6,164.20	2,184.44	8,348.64-
11000- 1000- 52112- 0000- 068004- 0000- 00000	ERARetireeHlth	638.00	638.00		6.25-	644.25
11000- 1000- 52112- 1010- 068004- 0000- 00000	ERARetireeHlth	5,583.00	5,583.00	3,119.16	1,315.19	1,148.65
11000- 1000- 52112- 2000- 068004- 0000- 00000	ERARetireeHlth			323.51	133.21	456.72-
11000- 1000- 52112- 4025- 068004- 0000- 00000	ERARetireeHlth			871.25	308.74	1,179.99-
11000- 1000- 52210- 0000- 068004- 0000- 00000	FICA Payments	2,037.00	2,037.00			2,037.00
11000- 1000- 52210- 1010- 068004- 0000- 00000	FICA Payments	17,300.00	17,300.00	9,292.20	3,780.55	4,227.25
11000- 1000- 52210- 2000- 068004- 0000- 00000	FICA Payments			906.10	373.21	1,279.31-
11000- 1000- 52210- 4025- 068004- 0000- 00000	FICA Payments			2,564.45	1,063.98	3,628.43-
11000- 1000- 52220- 0000- 068004- 0000- 00000	MedicarePaymnts	478.00	478.00			478.00
11000- 1000- 52220- 1010- 068004- 0000- 00000	MedicarePaymnts	4,048.00	4,048.00	2,173.28	884.20	990.52
11000- 1000- 52220- 2000- 068004- 0000- 00000	MedicarePaymnts			211.99	87.31	299.30-
11000- 1000- 52220- 4025- 068004- 0000- 00000	MedicarePaymnts			599.59	248.77	848.36-
11000- 1000- 52311- 0000- 068004- 0000- 00000	Hth&MedPremiums	33,132.00	23,256.00		1,907.19-	25,163.19
11000- 1000- 52311- 1010- 068004- 0000- 00000	Hth&MedPremiums			9,411.20	3,408.13	12,819.33-
11000- 1000- 52311- 2000- 068004- 0000- 00000	Hth&MedPremiums			2,174.47	892.74	3,067.21-
11000- 1000- 52311- 4025- 068004- 0000- 00000	Hth&MedPremiums			3,158.09	1,114.62	4,272.71-
11000- 1000- 52312- 0000- 068004- 0000- 00000	Life	59.00	59.00		4.56-	63.56
11000- 1000- 52312- 1010- 068004- 0000- 00000	Life	174.00	174.00	153.89	51.58	31.47-
11000- 1000- 52312- 2000- 068004- 0000- 00000	Life			13.09	4.50	17.59-
11000- 1000- 52312- 4025- 068004- 0000- 00000	Life			29.04	10.00	39.04-
11000- 1000- 52313- 0000- 068004- 0000- 00000	Dental	770.00	770.00		19.07-	789.07
11000- 1000- 52313- 1010- 068004- 0000- 00000	Dental	1,438.00	1,438.00	734.74	280.54	422.72
11000- 1000- 52313- 2000- 068004- 0000- 00000	Dental			62.56	25.76	88.32-
11000- 1000- 52313- 4025- 068004- 0000- 00000	Dental			145.86	51.48	197.34-
11000- 1000- 52314- 0000- 068004- 0000- 00000	Vision	128.00	128.00		4.36-	132.36

Selection Grouped by Account Type, Filtered by User Permissions, (Org = 180, Online/Offline = N, Period = 5, UnPosted JEs? = N, Assets and Liabilities? = N, Restricted Accts? = Y, Funds = 1.8, Objct = 5, Obj Digits = 0, Page Break Lvl =)



Fiscal05

Account Summary-Balance

Balances through 11/30/2020						Fiscal Year 2020/21	
Funds- Func- Obj ct - Pr gm- Locat n- JbCl - Opt nl	Description	Adopted Budget	Revised Budget	Encumbered	Expenditure	Account Balance	
Funds 11000 - Operational, Func 1000 - Instruction (continued)							
11000- 1000- 52314- 1010- 068004- 0000- 00000	Vision	194.00	194.00	154.70	61.01	21.71-	
11000- 1000- 52314- 2000- 068004- 0000- 00000	Vision			14.45	5.95	20.40-	
11000- 1000- 52315- 0000- 068004- 0000- 00000	Disability				5.75-	5.75	
11000- 1000- 52315- 1010- 068004- 0000- 00000	Disability	437.00	437.00	101.15	41.65	294.20	
11000- 1000- 52315- 2000- 068004- 0000- 00000	Disability			55.76	22.96	78.72-	
11000- 1000- 52316- 0000- 068004- 0000- 00000	Other Insurance				27.32	27.32-	
11000- 1000- 52500- 0000- 068004- 0000- 00000	UnemployntComp	20,000.00	20,000.00		3,323.97	16,676.03	
11000- 1000- 52710- 0000- 068004- 0000- 00000	WorkersCompPrem	320.00	320.00		3,956.00	3,636.00-	
11000- 1000- 52710- 1010- 068004- 0000- 00000	WorkersCompPrem	2,835.00	2,835.00		482.00	2,353.00	
11000- 1000- 52720- 0000- 068004- 0000- 00000	WorkrsCompERFee	20.00	20.00			20.00	
11000- 1000- 52720- 1010- 068004- 0000- 00000	WorkrsCompERFee	60.00	60.00	24.38	11.88	23.74	
11000- 1000- 52720- 2000- 068004- 0000- 00000	WorkrsCompERFee			2.08	1.04	3.12-	
11000- 1000- 52720- 4025- 068004- 0000- 00000	WorkrsCompERFee			9.20	4.60	13.80-	
11000- 1000- 53330- 1010- 068004- 0000- 00000	ProfessDevelop	500.00	500.00			500.00	
11000- 1000- 54630- 1010- 068004- 0000- 00000	RentalCompEqpmt	4,600.00	4,600.00	3,208.95	1,391.05		
11000- 1000- 55817- 1010- 068004- 0000- 00000	Student Travel	500.00	500.00			500.00	
11000- 1000- 55915- 1010- 068004- 0000- 00000	OthContractSvcs	2,000.00	2,000.00	1,848.47	151.53		
11000- 1000- 55915- 1020- 068004- 0000- 00000	OthContractSvcs	18,900.00	18,900.00	14,400.00	261.90	4,238.10	
11000- 1000- 56112- 1010- 068004- 0000- 00000	Other Textbooks	9,233.00	9,233.00	522.00	6,280.02	2,430.98	
11000- 1000- 56113- 1010- 068004- 0000- 00000	Software				637.98	637.98-	
11000- 1000- 56118- 1010- 068004- 0000- 00000	GenSuppliesMats	5,000.00	5,000.00		1,403.57	3,596.43	
11000- 1000- 56118- 1020- 068004- 0000- 00000	GenSuppliesMats	700.00	700.00		177.00	523.00	
11000- 1000- 57331- 1010- 068004- 0000- 00000	FixedAssets>\$5k	104,473.00	104,473.00			104,473.00	
11000- 1000- 57332- 1010- 068004- 0000- 00000	SupplAssets<\$5k				129.00	129.00-	
Total for Func 1000 and Expense accounts		591,347.00	581,471.00	302,511.74	129,471.61	149,487.65	
Funds 11000 - Operational, Func 2100 - SuppSvcsStudnts							
11000- 2100- 51100- 0000- 068004- 1511- 00000	SalariesExpense,Data Proc	19,500.00	19,500.00	13,000.00	6,500.00		
11000- 2100- 51100- 2000- 068004- 1211- 00000	SalariesExpense,Coord/Sub	26,130.00	26,130.00	16,177.54	6,661.34	3,291.12	
11000- 2100- 51300- 2000- 068004- 1211- 00000	AddtnlCompenstn,Coord/Sub	6,000.00	6,000.00	4,250.00	1,750.00		
11000- 2100- 52111- 0000- 068004- 0000- 00000	EducRetirement	3,480.00	3,480.00	1,839.52	919.76	720.72	
11000- 2100- 52111- 2000- 068004- 0000- 00000	EducRetirement	3,698.00	3,698.00	2,890.68	1,190.28	382.96-	
11000- 2100- 52112- 0000- 068004- 0000- 00000	ERARetireeHlth	490.00	490.00	260.00	130.00	100.00	
11000- 2100- 52112- 2000- 068004- 0000- 00000	ERARetireeHlth	523.00	523.00	408.51	168.21	53.72-	
11000- 2100- 52210- 0000- 068004- 0000- 00000	FICA Payments	1,519.00	1,519.00	806.08	403.04	309.88	
11000- 2100- 52210- 2000- 068004- 0000- 00000	FICA Payments	1,621.00	1,621.00	1,169.60	481.70	30.30-	
11000- 2100- 52220- 0000- 068004- 0000- 00000	MedicarePaymnts	356.00	356.00	188.48	94.24	73.28	

Selection Grouped by Account Type, Filtered by User Permissions, (Org = 180, Online/Offline = N, Period = 5, UnPosted JEs? = N, Assets and Liabilities? = N, Restricted Accts? = Y, Funds = 1.8, Objct = 5, Obj Digits = 0, Page Break Lvl =)



Fiscal05

Account Summary-Balance

Balances through 11/30/2020						Fiscal Year 2020/21
Funds- Func- Obj ct - Pr gm- Locat n- JbCl - Opt nl	Description	Adopted Budget	Revised Budget	Encumbered	Expenditure	Account Balance
Funds 11000 - Operational, Func 2100 - SuppSvcsStudnts (continued)						
11000- 2100- 52220- 2000- 068004- 0000- 00000	MedicarePaymnts	379.00	379.00	273.53	112.65	7.18-
11000- 2100- 52311- 0000- 068004- 0000- 00000	Hth&MedPremiums	3,341.00	3,341.00			3,341.00
11000- 2100- 52311- 2000- 068004- 0000- 00000	Hth&MedPremiums			2,174.47	892.74	3,067.21-
11000- 2100- 52312- 0000- 068004- 0000- 00000	Life	15.00	15.00	13.20	5.00	3.20-
11000- 2100- 52312- 2000- 068004- 0000- 00000	Life	15.00	15.00	13.09	4.50	2.59-
11000- 2100- 52313- 2000- 068004- 0000- 00000	Dental	99.00	99.00	62.56	25.76	10.68
11000- 2100- 52314- 2000- 068004- 0000- 00000	Vision	23.00	23.00	14.45	5.95	2.60
11000- 2100- 52315- 0000- 068004- 0000- 00000	Disability	31.00	31.00	40.58	20.28	29.86-
11000- 2100- 52315- 2000- 068004- 0000- 00000	Disability	44.00	44.00	55.76	22.96	34.72-
11000- 2100- 52316- 0000- 068004- 0000- 00000	Other Insurance				9.95	9.95-
11000- 2100- 52710- 0000- 068004- 0000- 00000	WorkersCompPrem	199.00	199.00		213.00	14.00-
11000- 2100- 52710- 2000- 068004- 0000- 00000	WorkersCompPrem	266.00	266.00			266.00
11000- 2100- 52720- 0000- 068004- 0000- 00000	WorkrsCompERFee	5.00	5.00	2.30	1.15	1.55
11000- 2100- 52720- 2000- 068004- 0000- 00000	WorkrsCompERFee	5.00	5.00	2.08	1.04	1.88
11000- 2100- 53211- 2000- 068004- 0000- 00000	DiagsContracted	9,500.00	9,500.00	9,500.00		
11000- 2100- 53212- 2000- 068004- 0000- 00000	SpeechThrpsCont		14,000.00	19,256.13	743.87	6,000.00-
11000- 2100- 53215- 2000- 068004- 0000- 00000	PsychologtsCont	15,000.00	15,000.00	15,000.00		
11000- 2100- 53330- 2000- 068004- 0000- 00000	ProfessDevelop	500.00	500.00			500.00
11000- 2100- 55813- 2000- 068004- 0000- 00000	EmpTravNonTeach	1,500.00	1,500.00			1,500.00
11000- 2100- 56118- 2000- 068004- 0000- 00000	GenSuppliesMats	500.00	500.00			500.00
Total for Func 2100 and Expense accounts		94,739.00	108,739.00	87,398.56	20,357.42	983.02
Funds 11000 - Operational, Func 2200 - Suppt Svcs Inst						
11000- 2200- 51100- 0000- 068004- 1211- 00000	SalariesExpense,Coord/Sub	26,130.00	8,130.00	3,594.99	1,480.29	3,054.72
11000- 2200- 52111- 0000- 068004- 0000- 00000	EducRetirement	3,698.00	1,198.00	508.64	209.44	479.92
11000- 2200- 52112- 0000- 068004- 0000- 00000	ERARetireeHlth	523.00	523.00	71.91	29.61	421.48
11000- 2200- 52210- 0000- 068004- 0000- 00000	FICA Payments	1,621.00	621.00	201.28	82.91	336.81
11000- 2200- 52220- 0000- 068004- 0000- 00000	MedicarePaymnts	379.00	379.00	47.09	19.40	312.51
11000- 2200- 52311- 0000- 068004- 0000- 00000	Hth&MedPremiums	3,341.00	1,341.00	483.31	198.43	659.26
11000- 2200- 52312- 0000- 068004- 0000- 00000	Life	15.00	15.00	2.86	1.00	11.14
11000- 2200- 52313- 0000- 068004- 0000- 00000	Dental	99.00	99.00	13.94	5.74	79.32
11000- 2200- 52314- 0000- 068004- 0000- 00000	Vision	23.00	23.00	3.06	1.26	18.68
11000- 2200- 52315- 0000- 068004- 0000- 00000	Disability	44.00	44.00	12.35	5.08	26.57
11000- 2200- 52710- 0000- 068004- 0000- 00000	WorkersCompPrem	266.00	266.00			266.00
11000- 2200- 52720- 0000- 068004- 0000- 00000	WorkrsCompERFee	5.00	5.00	.44	.22	4.34
11000- 2200- 56113- 0000- 068004- 0000- 00000	Software	4,200.00	4,200.00		2,840.00	1,360.00
11000- 2200- 56118- 0000- 068004- 0000- 00000	GenSuppliesMats	1,000.00	1,000.00			1,000.00

Selection Grouped by Account Type, Filtered by User Permissions, (Org = 180, Online/Offline = N, Period = 5, UnPosted JE? = N, Assets and Liabilities? = N, Restricted Accts? = Y, Funds = 1.8, Objct = 5, Obj Digits = 0, Page Break Lvl =)



Balances through 11/30/2020						Fiscal Year 2020/21
Funds- Func- Obj ct - Pr gm- Locat n- JbCl - Opt nl	Description	Adopted Budget	Revised Budget	Encumbered	Expenditure	Account Balance
Total for Func 2200 and Expense accounts		41,344.00	17,844.00	4,939.87	4,873.38	8,030.75
Funds 11000 - Operational, Func 2300 - SupptSvcs-Admin						
11000- 2300- 51100- 0000- 068004- 1111- 00000	SalariesExpense,Superinte	102,880.00	102,880.00	60,013.38	42,866.70	.08-
11000- 2300- 51300- 0000- 068004- 1217- 00000	AddtnlCompenstn,Sec/Crcl/			1,333.28	666.64	1,999.92-
11000- 2300- 52111- 0000- 068004- 0000- 00000	EducRetirement	14,558.00	14,558.00	8,680.48	6,159.92	282.40-
11000- 2300- 52112- 0000- 068004- 0000- 00000	ERARetireeHlth	2,058.00	2,058.00	1,226.94	870.66	39.60-
11000- 2300- 52210- 0000- 068004- 0000- 00000	FICA Payments	6,379.00	6,379.00	3,689.80	2,619.65	69.55
11000- 2300- 52220- 0000- 068004- 0000- 00000	MedicarePaymnts	1,492.00	1,492.00	863.00	612.68	16.32
11000- 2300- 52311- 0000- 068004- 0000- 00000	Hth&MedPremiums	4,207.00	4,207.00	2,600.78	1,815.66	209.44-
11000- 2300- 52312- 0000- 068004- 0000- 00000	Life	29.00	29.00	18.48	12.36	1.84-
11000- 2300- 52313- 0000- 068004- 0000- 00000	Dental	206.00	206.00	120.12	85.80	.08
11000- 2300- 52314- 0000- 068004- 0000- 00000	Vision	46.00	46.00	26.32	18.80	.88
11000- 2300- 52315- 0000- 068004- 0000- 00000	Disability	314.00	314.00	182.70	130.50	.80
11000- 2300- 52710- 0000- 068004- 0000- 00000	WorkersCompPrem	1,045.00	1,045.00		1,246.00	201.00-
11000- 2300- 52720- 0000- 068004- 0000- 00000	WorkrsCompERFee	10.00	10.00	6.90	2.30	.80
11000- 2300- 53411- 0000- 068004- 0000- 00000	Auditing	5,600.00	5,600.00	4,500.00		1,100.00
11000- 2300- 53413- 0000- 068004- 0000- 00000	Legal	5,000.00	5,000.00			5,000.00
11000- 2300- 55400- 0000- 068004- 0000- 00000	Advertising				260.92	260.92-
11000- 2300- 55811- 0000- 068004- 0000- 00000	Board Travel	500.00	500.00			500.00
11000- 2300- 55812- 0000- 068004- 0000- 00000	Board Training	1,500.00	1,500.00	200.00	100.00	1,200.00
Total for Func 2300 and Expense accounts		145,824.00	145,824.00	83,462.18	57,468.59	4,893.23
Funds 11000 - Operational, Func 2400 - SupSvcsSchAdmin						
11000- 2400- 51100- 0000- 068004- 1217- 00000	SalariesExpense,Sec/Crcl/	19,500.00	19,500.00	13,000.00	6,500.00	
11000- 2400- 51300- 0000- 068004- 1217- 00000	AddtnlCompenstn,Sec/Crcl/	2,000.00	2,000.00		240.00	1,760.00
11000- 2400- 52111- 0000- 068004- 0000- 00000	EducRetirement	2,760.00	2,760.00	1,839.52	953.72	33.24-
11000- 2400- 52112- 0000- 068004- 0000- 00000	ERARetireeHlth	390.00	390.00	260.00	134.80	4.80-
11000- 2400- 52210- 0000- 068004- 0000- 00000	FICA Payments	1,209.00	1,209.00	806.08	417.91	14.99-
11000- 2400- 52220- 0000- 068004- 0000- 00000	MedicarePaymnts	283.00	283.00	188.48	97.72	3.20-
11000- 2400- 52312- 0000- 068004- 0000- 00000	Life	15.00	15.00	13.20	5.00	3.20-
11000- 2400- 52315- 0000- 068004- 0000- 00000	Disability	31.00	31.00	40.64	20.32	29.96-
11000- 2400- 52710- 0000- 068004- 0000- 00000	WorkersCompPrem	199.00	199.00		213.00	14.00-
11000- 2400- 52720- 0000- 068004- 0000- 00000	WorkrsCompERFee	5.00	5.00	2.30	1.15	1.55
11000- 2400- 53414- 0000- 068004- 0000- 00000	OthProfTechSvcs	1,700.00	1,700.00			1,700.00
11000- 2400- 53711- 0000- 068004- 0000- 00000	Other Charges				350.00	350.00-
11000- 2400- 55813- 0000- 068004- 0000- 00000	EmpTravNonTeach	1,000.00	1,000.00			1,000.00
11000- 2400- 56113- 0000- 068004- 0000- 00000	Software			100.00		100.00-
11000- 2400- 56118- 0000- 068004- 0000- 00000	GenSuppliesMats	500.00	500.00	89.98	221.07	188.95
Selection Grouped by Account Type, Filtered by User Permissions, (Org = 180, Online/Offline = N, Period = 5, UnPosted JEs? = N, Assets and Liabilities? = N, Restricted Accts? = Y, Funds = 1.8, Objct = 5, Obj Digits = 0, Page Break Lvl =)						

Balances through 11/30/2020						Fiscal Year 2020/21
Funds- Func- Obj ct - Pr gm- Locat n- Jb Cl - Opt nl	Description	Adopted Budget	Revised Budget	Encumbered	Expenditure	Account Balance
Total for Func 2400 and Expense accounts		29,592.00	29,592.00	16,340.20	9,154.69	4,097.11
Funds 11000 - Operational, Func 2500 - Central Svcs						
11000- 2500- 53414- 0000- 068004- 0000- 00000	OthProfTechSvcs	78,541.00	88,041.00	55,918.80	28,761.99	3,360.21
11000- 2500- 53711- 0000- 068004- 0000- 00000	Other Charges				88.00	88.00-
11000- 2500- 56113- 0000- 068004- 0000- 00000	Software	17,370.00	17,370.00	440.00	16,820.00	110.00
11000- 2500- 56118- 0000- 068004- 0000- 00000	GenSuppliesMats	500.00	500.00	29.19		470.81
11000- 2500- 57332- 0000- 068004- 0000- 00000	SupplAssets<\$5k			484.33	574.24	1,058.57-
Total for Func 2500 and Expense accounts		96,411.00	105,911.00	56,872.32	46,244.23	2,794.45
Funds 11000 - Operational, Func 2600 - Op&MaintofPlant						
11000- 2600- 51300- 0000- 068004- 1614- 00000	AddtnlCompenstn,Maintenan	1,000.00	1,000.00			1,000.00
11000- 2600- 52111- 0000- 068004- 0000- 00000	EducRetirement	144.00	144.00			144.00
11000- 2600- 52112- 0000- 068004- 0000- 00000	ERARetireeHlth	20.00	20.00			20.00
11000- 2600- 52210- 0000- 068004- 0000- 00000	FICA Payments	17.00	17.00			17.00
11000- 2600- 52220- 0000- 068004- 0000- 00000	MedicarePaymnts	15.00	15.00			15.00
11000- 2600- 52710- 0000- 068004- 0000- 00000	WorkersCompPrem				139.00	139.00-
11000- 2600- 54311- 0000- 068004- 0000- 00000	MntRepFrnFixEqp	2,000.00	2,000.00	600.00		1,400.00
11000- 2600- 54312- 0000- 068004- 0000- 00000	MntRepBlgsGrnds	500.00	500.00			500.00
11000- 2600- 54411- 0000- 068004- 0000- 00000	Electricity	6,000.00	6,000.00	4,888.73	1,111.27	
11000- 2600- 54412- 0000- 068004- 0000- 00000	NatGasBuildings	8,500.00	8,500.00	11,052.30	852.02	3,404.32-
11000- 2600- 54415- 0000- 068004- 0000- 00000	Water/Sewage	13,000.00	13,000.00	13,000.00	3,356.48	3,356.48-
11000- 2600- 54416- 0000- 068004- 0000- 00000	CommunicatnSvcs	8,400.00	8,400.00	4,435.90	3,225.60	738.50
11000- 2600- 54610- 0000- 068004- 0000- 00000	RentLandBldngs	3,019.00	3,019.00	4,355.00		1,336.00-
11000- 2600- 55200- 0000- 068004- 0000- 00000	PropertyLiablns	9,479.00	9,479.00		8,048.00	1,431.00
11000- 2600- 55915- 0000- 068004- 0000- 00000	OthContractSvcs	11,946.00	11,946.00	9,392.63	2,553.37	
11000- 2600- 56118- 0000- 068004- 0000- 00000	GenSuppliesMats	2,000.00	2,000.00	769.27	580.29	650.44
11000- 2600- 57332- 0000- 068004- 0000- 00000	SupplAssets<\$5k	100.00	100.00			100.00
Total for Func 2600 and Expense accounts		66,140.00	66,140.00	48,493.83	19,866.03	2,219.86-
Funds 11000 - Operational, Func 2700 - StudentTranspnt						
11000- 2700- 51100- 0000- 068004- 1622- 00000	SalariesExpense,Bus Drive	4,271.00	4,271.00		16.83	4,254.17
11000- 2700- 52111- 0000- 068004- 0000- 00000	EducRetirement	605.00	605.00			605.00
11000- 2700- 52112- 0000- 068004- 0000- 00000	ERARetireeHlth	86.00	86.00			86.00
11000- 2700- 52210- 0000- 068004- 0000- 00000	FICA Payments	265.00	265.00		1.04	263.96
11000- 2700- 52220- 0000- 068004- 0000- 00000	MedicarePaymnts	62.00	62.00		.24	61.76
11000- 2700- 52312- 0000- 068004- 0000- 00000	Life	29.00	29.00			29.00
11000- 2700- 52315- 0000- 068004- 0000- 00000	Disability	91.00	91.00			91.00
11000- 2700- 52710- 0000- 068004- 0000- 00000	WorkersCompPrem	44.00	44.00		38.00	6.00

Selection Grouped by Account Type, Filtered by User Permissions, (Org = 180, Online/Offline = N, Period = 5, UnPosted JEs? = N, Assets and Liabilities? = N, Restricted Accts? = Y, Funds = 1.8, Objct = 5, Obj Digits = 0, Page Break Lvl =)

Balances through 11/30/2020						Fiscal Year 2020/21
Funds- Func- Obj ct - Pr gm- Locat n- Jb Cl - Opt nl	Description	Adopted Budget	Revised Budget	Encumbered	Expenditure	Account Balance
Funds 11000 - Operational, Func 2700 - StudentTranspntn (continued)						
11000- 2700- 52720- 0000- 068004- 0000- 00000	WorkrsCompERFee	10.00	10.00			10.00
11000- 2700- 54314- 0000- 068004- 0000- 00000	MntRepBuses	2,500.00	2,500.00	100.00		2,400.00
11000- 2700- 55200- 0000- 068004- 0000- 00000	PropertyLiablns	1,615.00	1,615.00		1,631.00	16.00-
11000- 2700- 56211- 0000- 068004- 0000- 00000	Gasoline	800.00	800.00	300.00		500.00
Total for Func 2700 and Expense accounts		10,378.00	10,378.00	400.00	1,687.11	8,290.89
Funds 11000 - Operational, Func 2900 - Oth Suppt Svcs						
11000- 2900- 58219- 0000- 068004- 0000- 00000	PayStMchMedcad	1,000.00	1,000.00			1,000.00
Total for Func 2900 and Expense accounts		1,000.00	1,000.00	.00	.00	1,000.00
Funds 11000 - Operational, Func 3100 - FoodSvcsOpertns						
11000- 3100- 51300- 0000- 068004- 1617- 00000	AddtnlCompenstn,Food Serv	2,000.00	2,000.00			2,000.00
11000- 3100- 52111- 0000- 068004- 0000- 00000	EducRetirement	288.00	288.00			288.00
11000- 3100- 52112- 0000- 068004- 0000- 00000	ERARetireeHlth	40.00	40.00			40.00
11000- 3100- 52210- 0000- 068004- 0000- 00000	FICA Payments	124.00	124.00			124.00
11000- 3100- 52220- 0000- 068004- 0000- 00000	MedicarePaymnts	29.00	29.00			29.00
Total for Func 3100 and Expense accounts		2,481.00	2,481.00	.00	.00	2,481.00
Total for Funds 11000		1,079,256.00	1,069,380.00	600,418.70	289,123.06	179,838.24
Funds 23000 - StudentActivity, Func 1000 - Instruction						
23000- 1000- 55915- 1010- 068004- 0000- 00000	OthContractSvcs	4,514.00	4,514.00		120.00	4,394.00
Total for Funds 23000, Func 1000 and Expense accounts		4,514.00	4,514.00	.00	120.00	4,394.00
Funds 24101 - Title I - IASA, Func 1000 - Instruction						
24101- 1000- 51100- 1010- 068004- 1711- 00000	SalariesExpense,InstAssts	14,926.00	14,926.00	8,883.86	4,206.79	1,835.35
24101- 1000- 52111- 0000- 068004- 0000- 00000	EducRetirement	2,608.00	2,608.00			2,608.00
24101- 1000- 52111- 1010- 068004- 0000- 00000	EducRetirement			1,257.15	595.29	1,852.44-
24101- 1000- 52112- 0000- 068004- 0000- 00000	ERARetireeHlth	369.00	369.00			369.00
24101- 1000- 52112- 1010- 068004- 0000- 00000	ERARetireeHlth			177.65	84.13	261.78-
24101- 1000- 52210- 0000- 068004- 0000- 00000	FICA Payments	1,143.00	1,143.00			1,143.00
24101- 1000- 52210- 1010- 068004- 0000- 00000	FICA Payments			348.33	165.85	514.18-
24101- 1000- 52220- 0000- 068004- 0000- 00000	MedicarePaymnts	268.00	268.00			268.00
24101- 1000- 52220- 1010- 068004- 0000- 00000	MedicarePaymnts			81.43	38.79	120.22-
24101- 1000- 52311- 0000- 068004- 0000- 00000	Hth&MedPremiums	10,651.00	10,651.00			10,651.00
24101- 1000- 52311- 1010- 068004- 0000- 00000	Hth&MedPremiums			7,221.60	3,385.30	10,606.90-
24101- 1000- 52312- 0000- 068004- 0000- 00000	Life	29.00	29.00		.28	28.72
24101- 1000- 52312- 1010- 068004- 0000- 00000	Life			20.35	8.42	28.77-
24101- 1000- 52313- 0000- 068004- 0000- 00000	Dental	719.00	719.00			719.00
24101- 1000- 52313- 1010- 068004- 0000- 00000	Dental			356.32	168.72	525.04-
Selection Grouped by Account Type, Filtered by User Permissions, (Org = 180, Online/Offline = N, Period = 5, UnPosted JEs? = N, Assets and Liabilities? = N, Restricted Accts? = Y, Funds = 1.8, Objct = 5, Obj Digits = 0, Page Break Lvl =)						SCHOOLABILITY

Fiscal05

Account Summary-Balance

Balances through 11/30/2020						Fiscal Year 2020/21	
Funds- Func- Obj ct - Pr gm- Locat n- Jb Cl - Opt nl	Description	Adopted Budget	Revised Budget	Encumbered	Expenditure	Account Balance	
Funds 24101 - Title I - IASA, Func 1000 - Instruction (continued)							
24101- 1000- 52314- 0000- 068004- 0000- 00000	Vision	89.00	89.00			89.00	
24101- 1000- 52314- 1010- 068004- 0000- 00000	Vision			43.69	20.68	64.37-	
24101- 1000- 52710- 0000- 068004- 0000- 00000	WorkersCompPrem	188.00	188.00		267.00	79.00-	
24101- 1000- 52720- 0000- 068004- 0000- 00000	WorkrsCompERFee	10.00	10.00			10.00	
24101- 1000- 52720- 1010- 068004- 0000- 00000	WorkrsCompERFee			3.22	1.92	5.14-	
Total for Funds 24101, Func 1000 and Expense accounts		31,000.00	31,000.00	18,393.60	8,943.17	3,663.23	
Funds 24106 - IDEABEntitlemnt, Func 1000 - Instruction							
24106- 1000- 51100- 2000- 068004- 1712- 00000	SalariesExpense,InstAssts	22,843.00	22,843.00	13,294.00	5,474.00	4,075.00	
24106- 1000- 52111- 0000- 068004- 0000- 00000	EducRetirement	2,735.00	2,735.00			2,735.00	
24106- 1000- 52111- 2000- 068004- 0000- 00000	EducRetirement			1,881.05	774.55	2,655.60-	
24106- 1000- 52112- 0000- 068004- 0000- 00000	ERARetireeHlth	387.00	387.00			387.00	
24106- 1000- 52112- 2000- 068004- 0000- 00000	ERARetireeHlth			265.88	109.48	375.36-	
24106- 1000- 52210- 0000- 068004- 0000- 00000	FICA Payments	1,199.00	1,199.00			1,199.00	
24106- 1000- 52210- 2000- 068004- 0000- 00000	FICA Payments			824.16	339.36	1,163.52-	
24106- 1000- 52220- 0000- 068004- 0000- 00000	MedicarePaymnts	281.00	281.00			281.00	
24106- 1000- 52220- 2000- 068004- 0000- 00000	MedicarePaymnts			192.78	79.38	272.16-	
24106- 1000- 52311- 0000- 068004- 0000- 00000	Hth&MedPremiums	1,613.00	1,613.00			1,613.00	
24106- 1000- 52312- 0000- 068004- 0000- 00000	Life	29.00	29.00		.28	28.72	
24106- 1000- 52312- 2000- 068004- 0000- 00000	Life			29.04	10.00	39.04-	
24106- 1000- 52710- 0000- 068004- 0000- 00000	WorkersCompPrem	197.00	197.00		398.00	201.00-	
24106- 1000- 52720- 0000- 068004- 0000- 00000	WorkrsCompERFee	10.00	10.00			10.00	
24106- 1000- 52720- 2000- 068004- 0000- 00000	WorkrsCompERFee			4.60	2.30	6.90-	
Total for Funds 24106, Func 1000 and Expense accounts		29,294.00	29,294.00	16,491.51	7,187.35	5,615.14	
Funds 24154 - TchPrinTrainRec, Func 1000 - Instruction							
24154- 1000- 53330- 1010- 068004- 0000- 00000	ProfessDevelop	4,000.00	4,000.00	200.00	2,737.00	1,063.00	
Total for Func 1000 and Expense accounts		4,000.00	4,000.00	200.00	2,737.00	1,063.00	
Funds 24154 - TchPrinTrainRec, Func 2400 - SupSvcsSchAdmin							
24154- 2400- 53330- 0000- 068004- 0000- 00000	ProfessDevelop	1,000.00	1,000.00			1,000.00	
Total for Func 2400 and Expense accounts		1,000.00	1,000.00	.00	.00	1,000.00	
Total for Funds 24154		5,000.00	5,000.00	200.00	2,737.00	2,063.00	
Funds 25153 - TitleXIX-3/21Yr, Func 1000 - Instruction							
25153- 1000- 55915- 1010- 068004- 0000- 00000	OthContractSvcs	200.00	200.00	60.00		140.00	
Total for Func 1000 and Expense accounts		200.00	200.00	60.00	.00	140.00	
Funds 25153 - TitleXIX-3/21Yr, Func 2100 - SupSvcsStudnts							
25153- 2100- 53212- 2000- 068004- 0000- 00000	SpeechThrpsCont	20,000.00	20,000.00	9,154.36	353.64	10,492.00	

Selection Grouped by Account Type, Filtered by User Permissions, (Org = 180, Online/Offline = N, Period = 5, UnPosted JEs? = N, Assets and Liabilities? = N, Restricted Accts? = Y, Funds = 1.8, Objct = 5, Obj Digits = 0, Page Break Lvl =)



Fiscal05

Account Summary-Balance

Balances through 11/30/2020						Fiscal Year 2020/21	
Funds- Func- Obj ct - Pr gm- Locat n- JbCl - Opt nl	Description	Adopted Budget	Revised Budget	Encumbered	Expenditure	Account Balance	
Funds 25153 - TitleXIX-3/21Yr, Func 2100 - SuppSvcsStudnts (continued)							
25153- 2100- 53213- 2000- 068004- 0000- 00000	OccThrpstCont	8,341.00	8,341.00			8,341.00	
25153- 2100- 55813- 2000- 068004- 0000- 00000	EmpTravNonTeach	150.00	150.00			150.00	
25153- 2100- 55915- 0000- 068004- 0000- 00000	OthContractSvcs			500.00		500.00	
Total for Func 2100 and Expense accounts		28,491.00	28,491.00	9,654.36	353.64	18,483.00	
Funds 25153 - TitleXIX-3/21Yr, Func 2500 - Central Svcs							
25153- 2500- 55914- 0000- 068004- 0000- 00000	CntrctsIntrAgcy	500.00	500.00			500.00	
Total for Func 2500 and Expense accounts		500.00	500.00	.00	.00	500.00	
Total for Funds 25153		29,191.00	29,191.00	9,714.36	353.64	19,123.00	
Funds 27107 - 2012GOBondsSB66, Func 2200 - Suppt Svcs Inst							
27107- 2200- 56114- 0000- 068004- 0000- 00000	LibraryAudioVis	4,783.00	4,783.00			4,783.00	
Total for Funds 27107, Func 2200 and Expense accounts		4,783.00	4,783.00	.00	.00	4,783.00	
Funds 27109 - PEDSafetySchls, Func 1000 - Instruction							
27109- 1000- 56110- 1010- 068004- 0000- 00000	InsMatCsh50%Oth				326.94	326.94	
Total for Funds 27109, Func 1000 and Expense accounts		.00	.00	.00	326.94	326.94	
Funds 29102 - PrivDirGrntsCat, Func 1000 - Instruction							
29102- 1000- 56118- 1010- 068004- 0000- 00000	GenSuppliesMats	957.00	957.00			957.00	
Total for Funds 29102, Func 1000 and Expense accounts		957.00	957.00	.00	.00	957.00	
Funds 31200 - PubSchCapOutlay, Func 4000 - Capital Outay							
31200- 4000- 54610- 0000- 068004- 0000- 00000	RentLandBldngs		35,645.00	35,645.00			
Total for Funds 31200, Func 4000 and Expense accounts		.00	35,645.00	35,645.00	.00	.00	
Funds 31400 - SpcCapOutlaySt, Func 4000 - Capital Outay							
31400- 4000- 57332- 0000- 068004- 0000- 00000	SupplAssets<\$5k	45,892.00	45,892.00	25,396.95		20,495.05	
Total for Funds 31400, Func 4000 and Expense accounts		45,892.00	45,892.00	25,396.95	.00	20,495.05	
Funds 31700 - CapImprvmtsSB-9, Func 4000 - Capital Outay							
31700- 4000- 57332- 0000- 068004- 0000- 00000	SupplAssets<\$5k	9,833.00	9,833.00			9,833.00	
Total for Funds 31700, Func 4000 and Expense accounts		9,833.00	9,833.00	.00	.00	9,833.00	
Funds 31703 - CapImprvsSB9Loc, Func 4000 - Capital Outay							
31703- 4000- 57332- 0000- 068004- 0000- 00000	SupplAssets<\$5k	8,115.00	8,115.00	4,380.00		3,735.00	
Total for Funds 31703, Func 4000 and Expense accounts		8,115.00	8,115.00	4,380.00	.00	3,735.00	
Total for Org 180 - Rio Gallinas School for Ecology and the Arts		1,247,835.00	1,273,604.00	710,640.12	308,791.16	254,172.72	

Selection Grouped by Account Type, Filtered by User Permissions, (Org = 180, Online/Offline = N, Period = 5, UnPosted JEs? = N, Assets and Liabilities? = N, Restricted Accts? = Y, Funds = 1.8, Objct = 5, Obj Digits = 0, Page Break Lvl =)



BankRecon01

Bank Reconciliation

Statement Date 11/30/2020

Cash Object 11011

Status Posted

Journal Entry #

Bank Statement Ending Balance	391,535.92	Service Charge	0.00
Less: Uncleared Payments	1,709.91	Interest Earned	0.00
Add: Uncleared Deposits	0.00		
Add: Uncleared Other	0.00	Cleared Payments	76,119.30
Adjusted Bank Balance	389,826.01	Cleared Deposits	80,899.33
System Cash Balance	389,826.01	Cleared Other	0.02
Add: Unposted Charges and Interest	0.00		
Revised System Cash Balance	389,826.01	Submitted By	DLINGAT, 12/02/2020
Difference	0.00	Posted By	ACRESS, 12/02/2020

Uncleared Payments

Issued	Check #	Check Amount	Pay To Name	Vendor ID	Emp ID	Bank Acct
09/25/19	10845	1,512.21	Gensys Computer Sales	010009		180MAIN
11/10/20	11360	15.55	Joelle Lujan		000074	180MAIN
11/17/20	11377	182.15	PNM	000049		180MAIN
		<u>1,709.91</u>				

Cleared Payments

Issued	Check #	Check Amount	Cleared Amount	Difference	Cleared	Pay To Name	Vendor ID	Emp ID	Bank Acct
09/30/20	11325	87.99	87.99		11/30/20	Literacy Resources, Inc	010041		180MAIN
10/07/20	11333	120.00	120.00		11/30/20	Las Vegas Sangre de Cristo Sunrise	010006		180MAIN
10/14/20	11340	79.99	79.99		11/30/20	Literacy Resources, LLC	010041		180MAIN
10/21/20	11347	4,546.67	4,546.67		11/30/20	ACES	000083		180MAIN
10/21/20	11348	945.63	945.63		11/30/20	City of Las Vegas	000019		180MAIN
10/21/20	11349	154.46	154.46		11/30/20	Gensys Computer Sales	010009		180MAIN
10/21/20	11350	1,047.29	1,047.29		11/30/20	International Computer Corp	010005		180MAIN
10/21/20	11351	457.06	457.06		11/30/20	Plateau Telecommunications Inc	000220		180MAIN
10/21/20	11352	428.37	428.37		11/30/20	Sharp Electronics Corporation	000202		180MAIN
10/21/20	11353	664.47	664.47		11/30/20	Staples Contract & Comm. Inc.	000082		180MAIN
10/22/20	11354	110.00	110.00		11/30/20	Bank of America Purchase Card	000133		180MAIN
10/29/20	11355	85.60	85.60		11/30/20	City of Las Vegas	000019		180MAIN
10/29/20	11356	853.94	853.94		11/30/20	Crataegus, LLC Jani-King of New M	010037		180MAIN
10/29/20	11357	200.00	200.00		11/30/20	High Plains Regional Educ Coop	000195		180MAIN
10/29/20	11358	64.10	64.10		11/30/20	Reading and Language Arts CentBrainspring	010063		180MAIN
11/04/20	11363	6,890.06	6,890.06		11/30/20	ACES	000083		180MAIN
11/04/20	11366	277.46	277.46		11/30/20	First Financial Group of Amer.	901000		180MAIN
11/04/20	11367	10,312.89	10,312.89		11/30/20	NM Educational RetirementBoard	900005		180MAIN
11/04/20	11368	1,264.12	1,264.12		11/30/20	NM RHC	900006		180MAIN

Selection Grouped by Org, Cash Object, Statement Date - Sorted by Item date, Item #, (Org = 180, Cash Object IN ('11011'), Bank Statement Date = 11/30/2020, Uncleared Only? = No)



Statement Date 11/30/2020

Cash Object 11011

Status Posted

Journal Entry #

Cleared Payments (continued)

Issued	Check #	Check Amount	Cleared Amount	Difference	Cleared	Pay To Name	Vendor ID	Emp ID	Bank Acct
11/04/20	11369	1,099.84	1,099.84		11/30/20	NM Taxation/Revenue Department	900003		180MAIN
11/04/20	11370	5,629.08	5,629.08		11/30/20	NMPSIA	900001		180MAIN
11/05/20	11364	2,197.00	2,197.00		11/30/20	Infosource Inc.	010070		180MAIN
11/05/20	11365	90.00	90.00		11/30/20	NM Coalition of Charter Schls	000106		180MAIN
11/10/20	11359	1,427.16	1,427.16		11/30/20	Aja Currey		000002	180MAIN
11/10/20	11361	4,599.60	4,599.60		11/30/20	EFTPS	900004		180MAIN
11/10/20	11371	375.00	375.00		11/30/20	Great Minds PBC	010061		180MAIN
11/10/20	11372	249.00	249.00		11/30/20	Mystery Science Inc.	010064		180MAIN
11/10/20	11373	60.57	60.57		11/30/20	Staples Contract & Comm. Inc.	000082		180MAIN
11/10/20	Batch 11/10/2020	12,503.25	12,503.25		11/30/20				180MAIN
11/17/20	11376	527.06	527.06		11/30/20	Plateau Telecommunications Inc	000220		180MAIN
11/25/20	11374	1,427.17	1,427.17		11/30/20	Aja Currey		000002	180MAIN
11/25/20	11375	4,635.14	4,635.14		11/30/20	EFTPS	900004		180MAIN
11/25/20	Batch 11/25/2020	12,709.33	12,709.33		11/30/20				180MAIN
		76,119.30	76,119.30						

Cleared Deposits

Deposited	Deposit #	Deposit Amount	Cleared Amount	Difference	Cleared	Bank Acct
11/10/20	Batch 11/10/2020	78,333.36	78,333.36		11/30/20	180MAIN
11/20/20	Batch 11/20/2020	2,565.97	2,565.97		11/30/20	180MAIN
		80,899.33	80,899.33			

Cleared Other

Effective	JE #	Amount	Cleared Amount	Difference	Cleared	JE Comment	Bank Acct
11/10/20	CA21-00005	0.02	0.02		11/30/20		



Statement Ending 11/30/2020

RIO GALLINAS SCHOOL FOR

Page 1 of 8

Account Number: XXXXXXXX94299

RETURN SERVICE REQUESTED

RIO GALLINAS SCHOOL FOR ECOLOGY AND THE
1107 MONTEZUMA ST
LAS VEGAS NM 87701-3519

Managing Your Accounts

	Branch Name	Southwest Capital Bank
	Customer Service	(505) 247-7922
	Mailing Address	P.O. Box 25127 Albuquerque, NM 87101
	Online Access	www.southwestcapital.com

Thank you for choosing Southwest Capital Bank as your Relationship Bank!

Summary of Accounts

Managing your Southwest Capital Bank accounts has never been easier. You can open a new account, make changes to your existing accounts, and monitor your account activity using our Online Banking or Mobile Banking Apps. Download our app today or visit us online at www.southwestcapital.com to learn more.

Account Type	Account Number	Ending Balance
Regular Public Checking	XXXXXXXX94299	\$391,535.92

Regular Public Checking - XXXXXXXX94299

Account Summary

Date	Description	Amount
11/01/2020	Beginning Balance	\$386,755.87
	2 Credit(s) This Period	\$80,899.33
	33 Debit(s) This Period	\$76,119.28
11/30/2020	Ending Balance	\$391,535.92

FREE YOURSELF FROM ATM SURCHARGE FEES!

Our customers can enjoy the convenience of using over 55,000 surcharge free ATM's worldwide at retailers like Target, Walgreens, and 7-11.

Find more available ATM's by visiting us online at www.southwestcapital.com.

Deposits

Date	Description	Amount
11/10/2020	Deposit PER LETTER REQUEST	\$78,333.36
11/20/2020	Deposit	\$2,565.97

Electronic Debits

Date	Description	Amount
11/04/2020	ACH Payment RIO GALLINAS SCH FFA	\$277.46
11/04/2020	ACH Payment RIO GALLINAS SCH RHC	\$1,264.12



Scan the code to the left or visit us at
www.southwestcapital.com

Southwest Capital Bank
P.O. Box 25127
Albuquerque, NM 87101
(505) 247-7922



Account Balance		Table 1		Table 2	
		Deposits made, not listed on statement		Checks and other withdrawals made, not listed on statement	
		Date	Amount	Check# or Date	Amount
1. Enter ending checking account balance shown on statement	\$ _____				
2. Enter total from Table 1 (Table deposits made, not listed on statement)	\$ _____				
3. Add Line 1 and Line 2	\$ _____				
4. Enter total from Table 2 (Checks and other withdrawals made, not listed on statement)	\$ _____				
5. Subtract Line 4 from Line 3 for account balance	\$ <u>_____</u>				
Register Balance					
6. Enter your checkbook balance	\$ _____				
7. Add deposits shown on your statement but not shown in your register	\$ _____				
8. Add Line 6 & 7	\$ _____				
9. Enter checks and withdrawals shown on statement but not shown in your register (Post these in your register)	\$ _____				
10. Enter total service charges and fees shown on statement (Post these in your register)	\$ _____				
11. Add Line 9 and Line 10	\$ _____				
12. Subtract Line 11 from Line 8 for register balance	\$ <u>_____</u>	Total		Total	

About Your Statement

The Federal Truth in Lending Act requires prompt correction of statement mistakes. If you think your statement is wrong, or if you need more information about a transaction on your statement, write us (on a separate sheet) at the address shown on your statement as soon as possible. We must hear from you no later than 60 days after we sent you the first statement on which the error or problem appeared. You can telephone us, but doing so will not preserve your rights. In your letter give us the following information: (1) your name and account number (2) the dollar amount of the suspected error, (3) describe the error and explain, if you can, why you believe there is an error. If you need more information, describe the item you are unsure about. You do not have to pay any amount in question while we are investigating, but you are still obligated to pay the parts of your statement that are not in question. While we investigate your questions, we cannot report you as delinquent or take action to collect the amount you question.

In Case Of Errors Or Questions About Your Electronic Transfers

Telephone or Write Us as soon as you can if you think your statement or receipt is wrong or if you need more information about a transfer on the statement or receipt. We must hear from you no later than 60 days after we sent you the FIRST statement on which the error or problem appeared. You will need the following information: (1) your name and account number, (2) the dollar amount of the suspected error, (3) description of the error or transfer you are unsure about, and an explanation why you believe there is an error or why you need more information. We will investigate your complaint and will correct any error promptly. If we take more than 10 business days to do this, we will credit your account for the amount in question, so that you will have the use of the money during the time it takes us to complete our investigation.

Your Rights And Our Responsibilities After We Receive Written Notice

We must acknowledge your letter within 30 days unless we have corrected the error by then. Within 90 days we must either correct the error or explain why we believe the statement was correct.

If the Account Balance Does Not Match Your Register Balance

- Compare the dollar amount of cancelled checks shown on your statement to your register.
- Compare the dollar amount of your deposits shown on your statement to your register. If there is a difference, refer to your deposit receipts.
- Be sure you subtracted all service charges and fees from your check register.
- Be sure you recorded all ATM, Check Card, and other transactions in your register.
- If your checking account earns dividends, be sure you have added dividends paid this period or subtracted any with holding.
- Verify all additions and subtractions in your check register.
- If your account is still out of balance, notify your branch right away.

Report Errors Or Make Inquiries To:

Southwest Capital Bank
P.O. Box 25127
Albuquerque, NM 87101
(505) 247-7922
www.southwestcapital.com



Statement Ending 11/30/2020

RIO GALLINAS SCHOOL FOR

Page 3 of 8

Account Number: XXXXXXXX94299

Regular Public Checking - XXXXXXXX94299 (continued)

Electronic Debits (continued)

Date	Description	Amount
11/04/2020	ACH Payment RIO GALLINAS SCH NMPSIA Mon	\$5,629.08
11/05/2020	ACH Payment NMERB WEB PAY	\$10,312.89
11/06/2020	ACH Payment TAX_REV_CRS_ECKS TRD PMNT	\$1,099.84
11/10/2020	ACH Payment IRS USATAXPYMT	\$4,599.58
11/10/2020	ACH Payment Rio Gallinas Sch PAYROLL ACH File	\$12,503.25
11/25/2020	ACH Payment IRS USATAXPYMT	\$4,635.14
11/25/2020	ACH Payment Rio Gallinas Sch PAYROLL ACH File	\$12,709.33

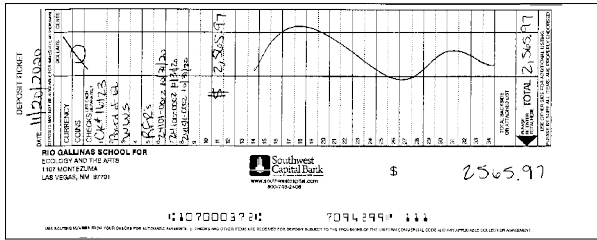
Checks Cleared

Check Nbr	Date	Amount	Check Nbr	Date	Amount	Check Nbr	Date	Amount
11325	11/16/2020	\$87.99	11352	11/17/2020	\$428.37	11363*	11/17/2020	\$6,890.06
11333*	11/10/2020	\$120.00	11353	11/04/2020	\$664.47	11364	11/12/2020	\$2,197.00
11340*	11/24/2020	\$79.99	11354	11/03/2020	\$110.00	11365	11/12/2020	\$90.00
11347*	11/03/2020	\$4,546.67	11355	11/03/2020	\$85.60	11371*	11/24/2020	\$375.00
11348	11/03/2020	\$945.63	11356	11/03/2020	\$853.94	11372	11/27/2020	\$249.00
11349	11/25/2020	\$154.46	11357	11/03/2020	\$200.00	11373	11/17/2020	\$60.57
11350	11/04/2020	\$1,047.29	11358	11/09/2020	\$64.10	11374	11/27/2020	\$1,427.17
11351	11/03/2020	\$457.06	11359	11/16/2020	\$1,427.16	11376*	11/24/2020	\$527.06


* Indicates skipped check number

Daily Balances


Date	Amount	Date	Amount	Date	Amount
11/01/2020	\$386,755.87	11/09/2020	\$359,197.72	11/20/2020	\$411,693.07
11/03/2020	\$379,556.97	11/10/2020	\$420,308.25	11/24/2020	\$410,711.02
11/04/2020	\$370,674.55	11/12/2020	\$418,021.25	11/25/2020	\$393,212.09
11/05/2020	\$360,361.66	11/16/2020	\$416,506.10	11/27/2020	\$391,535.92
11/06/2020	\$359,261.82	11/17/2020	\$409,127.10		




#0000 11/20/2020 \$2,565.97




#11325 11/16/2020 \$87.99




#11325 11/16/2020 \$87.99




#11333 11/10/2020 \$120.00




#11333 11/10/2020 \$120.00




#11340 11/24/2020 \$79.99




#11340 11/24/2020 \$79.99




#11347 11/03/2020 \$4,546.67




#11347 11/03/2020 \$4,546.67



#11348 11/03/2020 \$945.63



#11348 11/03/2020 \$945.63



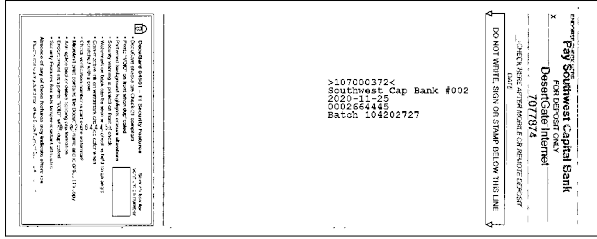
#11349 11/25/2020 \$154.46

Statement Ending 11/30/2020


RIO GALLINAS SCHOOL FOR

Page 5 of 8


Account Number: XXXXXXXX94299




#11349 11/25/2020 \$154.46



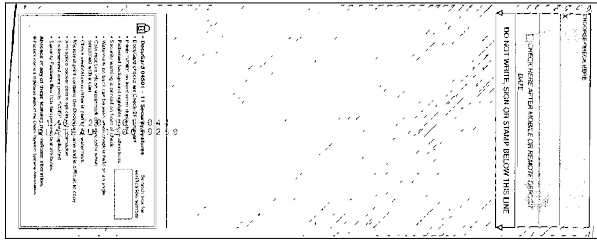
#11350 11/04/2020 \$1,047.29




#11350 11/04/2020 \$1,047.29




#11351 11/03/2020 \$457.06




#11351 11/03/2020 \$457.06




#11352 11/17/2020 \$428.37




#11352 11/17/2020 \$428.37




#11353 11/04/2020 \$664.47




#11353 11/04/2020 \$664.47




#11354 11/03/2020 \$110.00




#11354 11/03/2020 \$110.00



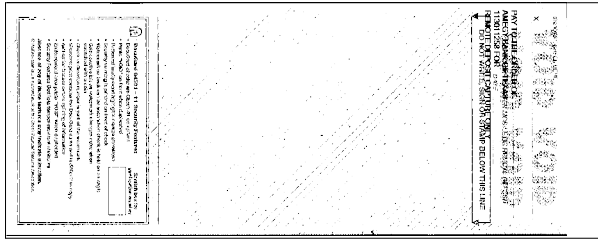
#11355 11/03/2020 \$85.60




#11355 11/03/2020 \$85.60




#11356 11/03/2020 \$853.94




#11356 11/03/2020 \$853.94



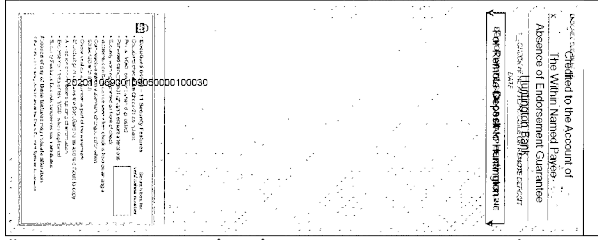
#11357 11/03/2020 \$200.00




#11357 11/03/2020 \$200.00



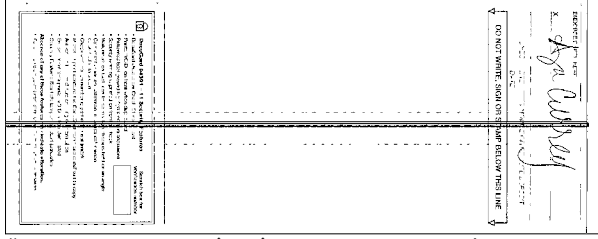
#11358 11/09/2020 \$64.10




#11358 11/09/2020 \$64.10




#11359 11/16/2020 \$1,427.16




#11359 11/16/2020 \$1,427.16



#11363 11/17/2020 \$6,890.06



#11363 11/17/2020 \$6,890.06



#11364 11/12/2020 \$2,197.00

#11376

11/24/2020

\$527.06

Change in Terms Notice

Funds Availability Policy

Due to changes in Federal Regulation CC, the amount of funds that must be made available to you will be changing effective July 1, 2020. Depending on the type of check you deposit, your funds may not be available until the second business day after the day we receive your deposit. Beginning July 1, 2020, the first \$225 of your deposits will be available on the first business day after the day we receive your deposit. This is a change from the \$200 that must currently be made available on the first business day after the day we receive your deposit.

In addition, the following changes also apply to those funds you deposit by check which may be delayed for a longer period:

- You deposit checks totaling more than \$5,525 on any one day. This is a change from the current \$5,000.
- You are a new customer and the account is still within the first 30 days from account opening. For a new account, funds from electronic direct deposits to your account will be available on the day we receive the deposit. Funds from deposits of cash, wire transfers, and the first \$5,525 of a day's total deposits of cashier's, certified, teller's, traveler's, and federal, state and local government checks will be available on the first business day after the day of your deposit if the deposit meets certain conditions. For example, the checks must be payable to you (and you may have to use a special deposit slip). The excess over \$5,525 will be available on the ninth business day after the day of your deposit. If your deposit of these checks (other than a U.S. Treasury check) is not made in person to one of our employees, the first \$5,525 will not be available until the second business day after the day of your deposit. This is a change from the current amount of \$5,000.

If we delay availability on a deposit, we will provide a notice of delayed availability to you promptly. Should you have any questions, please do not hesitate to contact **our Customer Support Team 505-247-7922**.

THIS PAGE LEFT INTENTIONALLY BLANK