

Rio Gallinas School for Ecology and the Arts
Financial Update
September 11, 2019

A.	BARs	BAR #	Fund Description	Type	Amount
			None		
B.	<u>Payroll & Accounts Payable Payment Vouchers</u>				
	1		August 2019		
C.	<u>Financial Statement Reports - as of August 31, 2019</u>				
	1		Financial Analysis		
	2		Bank Reconciliations		
D.	<u>Other</u>				
	1		None		

Checks Dated 08/01/2019 through 08/31/2019

Check Number	Check Date	Pay to the Order of	Check Amount
10788	08/07/2019	City of Las Vegas	1,406.46
10789	08/07/2019	PNM	244.54
10790	08/07/2019	Sharp Electronics Corporation	485.03
10795	08/08/2019	NM Taxation/Revenue Department	269.94
10796	08/22/2019	ACES	6,890.06
10797	08/22/2019	City of Las Vegas	1,033.29
10798	08/22/2019	Matthews Fox, P.C.	108.44
10799	08/22/2019	Staples	15,382.99
10800	08/29/2019	Gensys Computer Sales	1,331.00
10801	08/29/2019	Lakeshore Equipment Company	762.85
10802	08/29/2019	Plateau Telecommunications Inc	484.09
10803	08/29/2019	Sharp Electronics Corporation	393.38
10804	08/13/2019	NM Educational RetirementBoard	2,008.72
10805	08/09/2019	NM RHC	242.50
10806	08/29/2019	NM Taxation/Revenue Department	658.19
10807	08/02/2019	NMPSIA	6,508.40
Total Number of Checks			16
			38,209.88

Fund Recap

<u>Fund</u>	<u>Description</u>	<u>Check Count</u>	<u>Expensed Amount</u>
11000	Operational Fund	15	22,816.31
24106	IDEA-B Entitlement	1	10.58
31400	Special Capital Outlay State	1	15,382.99
Total Number of Checks		16	38,209.88
Less Unpaid Tax Liability			.00
Net (Check Amount)			38,209.88

The preceding Checks have been issued in accordance with the District's Policy and authorization of the Board of Trustees. It is recommended that the preceding Checks be approved.

Bank Account 180MAIN - Main Checking Account

Payment Id	Comment							
Check # 10788	11000	08/07/2019	Check Amt	1,406.46	Status Cleared	City of Las Vegas (000019/1)		
20190703 HS ADD		Gas, water, Sewer for 2019-20				11000- 2600- 54412- 0000- 068004- 0000- 00000	35.44	
						11000- 2600- 54415- 0000- 068004- 0000- 00000	44.14	
20190703 HS KITCHEN		Gas, water, Sewer for 2019-20				11000- 2600- 54412- 0000- 068004- 0000- 00000	18.00	
						11000- 2600- 54415- 0000- 068004- 0000- 00000	22.41	
20190703 HS MAIN		Gas, water, Sewer for 2019-20				11000- 2600- 54412- 0000- 068004- 0000- 00000	404.22	
						11000- 2600- 54415- 0000- 068004- 0000- 00000	503.34	
20190703 HS PORT		Gas, water, Sewer for 2019-20				11000- 2600- 54412- 0000- 068004- 0000- 00000	151.14	
						11000- 2600- 54415- 0000- 068004- 0000- 00000	188.20	
20190703 ROMERO		Gas, water, Sewer for 2019-20				11000- 2600- 54412- 0000- 068004- 0000- 00000	17.62	
						11000- 2600- 54415- 0000- 068004- 0000- 00000	21.95	
Check # 10789	11000	08/07/2019	Check Amt	244.54	Status Cleared	PNM (000049/1)		
20190722 LOUDEN		Electricity				11000- 2600- 54411- 0000- 068004- 0000- 00000	102.39	
20190722 ROMERO		Electricity				11000- 2600- 54411- 0000- 068004- 0000- 00000	142.15	
Check # 10790	11000	08/07/2019	Check Amt	485.03	Status Cleared	Sharp Electronics Corporation (000202/1)		
SH332333		Copier Lease & Usage Charges				11000- 1000- 54630- 1010- 068004- 0000- 00000	119.97	
						11000- 1000- 55915- 1010- 068004- 0000- 00000	56.52	
SH332334		Copier Lease & Usage Charges				11000- 1000- 54630- 1010- 068004- 0000- 00000	209.73	
						11000- 1000- 55915- 1010- 068004- 0000- 00000	98.81	
* Break in sequence								
Check # 10795	11000	08/08/2019	Check Amt	269.94	Status Cleared	NM Taxation/Revenue Department (900003/1)		
20190710-REG		NM Taxation/Revenue Department (900003/1) 07/10/2019 (REG)				11000- - 23142- - - -	134.97	
20190725-REG		NM Taxation/Revenue Department (900003/1) 07/25/2019 (REG)				11000- - 23142- - - -	134.97	
Check # 10796	11000	08/22/2019	Check Amt	6,890.06	Status Printed	ACES (000083/1)		
4241		Business Office & Software Services				11000- 2500- 53414- 0000- 068004- 0000- 00000	6,890.06	
Check # 10797	11000	08/22/2019	Check Amt	1,033.29	Status Cleared	City of Las Vegas (000019/1)		
20190802 HS ADD		Gas, Water & Sewer				11000- 2600- 54412- 0000- 068004- 0000- 00000	18.23	
20190802 HS KITCHEN		Gas, Water & Sewer				11000- 2600- 54412- 0000- 068004- 0000- 00000	10.84	
20190802 HS MAIN		Gas, Water & Sewer				11000- 2600- 54412- 0000- 068004- 0000- 00000	92.16	
						11000- 2600- 54415- 0000- 068004- 0000- 00000	634.33	
20190802 HS PORT		Gas, Water & Sewer				11000- 2600- 54412- 0000- 068004- 0000- 00000	37.46	
						11000- 2600- 54415- 0000- 068004- 0000- 00000	228.69	
20190802 ROMERO		Gas, Water & Sewer				11000- 2600- 54412- 0000- 068004- 0000- 00000	11.58	
Check # 10798	11000	08/22/2019	Check Amt	108.44	Status Printed	Matthews Fox, P.C. (000010/1)		
Selection	Sorted by Check Number, Inv #, Include Address=No, (Org = 180, Source = N, Pay To = N, Payment Method = N, Starting Check Date = 8/1/2019, Ending Check Date = 8/31/2019, Summary? = N, Sort/Group 1 = , Sort/Group 2 =)						SCHOOLABILITY	

Bank Account 180MAIN - Main Checking Account

Payment Id	Comment							
Check # 10798	11000	08/22/2019	Check Amt	108.44	Status Printed	Matthews Fox, P.C. (000010/1) - continued		
15369		Legal Services				11000- 2300- 53413- 0000- 068004- 0000- 00000		108.44
Check # 10799	31400	08/22/2019	Check Amt	15,382.99	Status Printed	Staples (000082/3)		
3420787125		HP Computers				31400- 4000- 57331- 0000- 068004- 0000- 00000		15,382.99
Check # 10800	11000	08/29/2019	Check Amt	1,331.00	Status Printed	Gensys Computer Sales (010009/1)		
13486		Camera units and recorder				11000- 2600- 57332- 0000- 068004- 0000- 00000		1,331.00
Check # 10801	11000	08/29/2019	Check Amt	762.85	Status Printed	Lakeshore Equipment Company (010015/1)		
4833480819		Kindergarten Learning Materials				11000- 1000- 56118- 1010- 068004- 0000- 00000		762.85
Check # 10802	11000	08/29/2019	Check Amt	484.09	Status Printed	Plateau Telecommunications Inc (000220/1)		
20190815		Phone and Internet				11000- 2600- 54416- 0000- 068004- 0000- 00000		484.09
Check # 10803	11000	08/29/2019	Check Amt	393.38	Status Printed	Sharp Electronics Corporation (000202/1)		
SH337379		Copier Lease & Usage Charges				11000- 1000- 54630- 1010- 068004- 0000- 00000		176.49
SH337380		Copier Lease & Usage Charges				11000- 1000- 54630- 1010- 068004- 0000- 00000		171.65
						11000- 1000- 55915- 1010- 068004- 0000- 00000		45.24
Check # 10804	11000	08/13/2019	Check Amt	2,008.72	Status Cleared	NM Educational RetirementBoard (900005/1)		
20190710-REG		NM Educational RetirementBoard (900005/1) 07/10/2019 (REG)				11000- - 23124- - - -		1,004.36
20190725-REG		NM Educational RetirementBoard (900005/1) 07/25/2019 (REG)				11000- - 23124- - - -		1,004.36
Check # 10805	11000	08/09/2019	Check Amt	242.50	Status Cleared	NM RHC (900006/1)		
20190710-REG		NM RHC (900006/1) 07/10/2019 (REG)				11000- - 23123- - - -		121.25
20190725-REG		NM RHC (900006/1) 07/25/2019 (REG)				11000- - 23123- - - -		121.25
Check # 10806	11000	08/29/2019	Check Amt	658.19	Status Printed	NM Taxation/Revenue Department (900003/1)		
20190809-REG		NM Taxation/Revenue Department (900003/1) 08/09/2019 (REG)				11000- - 23142- - - -		161.88
20190823-REG		NM Taxation/Revenue Department (900003/1) 08/23/2019 (REG)				11000- - 23142- - - -		485.73
						24106- - 23142- - - -		10.58
Check # 10807	11000	08/02/2019	Check Amt	6,508.40	Status Cleared	NMPSIA (900001/1)		
20190710-REG		NMPSIA (900001/1) 07/10/2019 (REG)				11000- - 23125- - - -		314.04
20190725-REG		NMPSIA (900001/1) 07/25/2019 (REG)				11000- - 23125- - - -		311.66
DP20-00003		NMPSIA 2019 07 Adj				11000- - 23125- - - -		5,882.70
Number of Items	16			38,209.88	Totals for Org 2			

2020 Org Recap

180 - Rio Gallinas School for Ecology and the Arts

Check #	10787	through	ACH-00000557	Total Count	32	\$63,500.65
---------	-------	---------	--------------	-------------	----	-------------

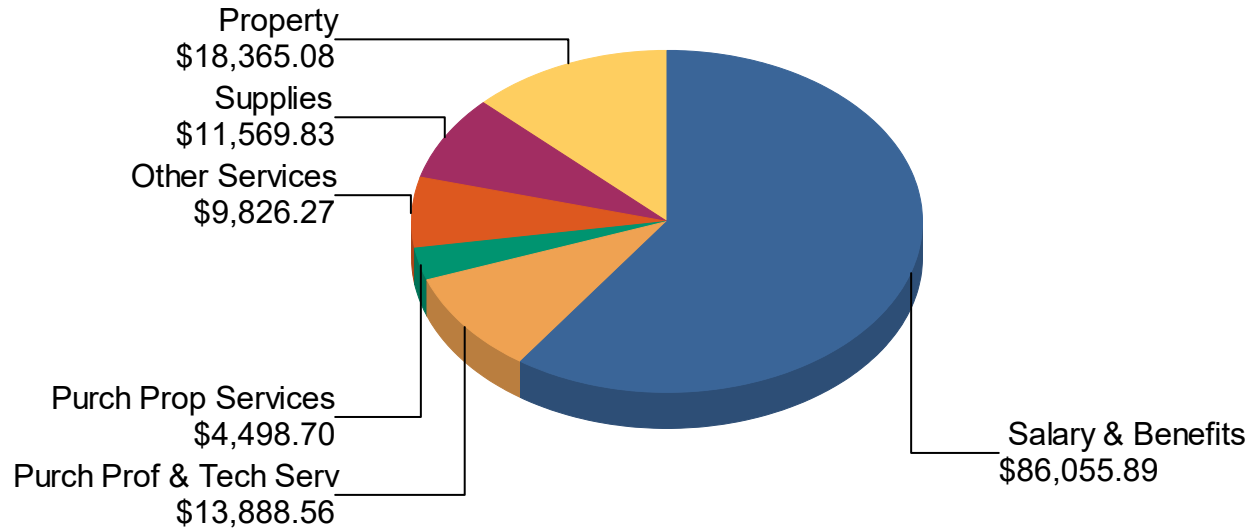
11000-11011*		22,816.31-
11000-23123	242.50	
11000-23124	2,008.72	
11000-23125	6,508.40	
11000-23142	917.55	
11000-53413	108.44	
11000-53414	6,890.06	
11000-54411	244.54	
11000-54412	796.69	
11000-54415	1,643.06	
11000-54416	484.09	
11000-54630	677.84	
11000-55915	200.57	
11000-56118	762.85	
11000-57332	1,331.00	
Totals for Fund 11000	22,816.31	22,816.31-
24106-11011*		10.58-
24106-23142	10.58	
Totals for Fund 24106	10.58	10.58-
31400-11011*		15,382.99-
31400-57331	15,382.99	
Totals for Fund 31400	15,382.99	15,382.99-
Totals for Org 180	38,209.88	38,209.88-
Net change to Cash 11011		38,209.88- Credit

* denotes System Generated entry

As of 08/31/2019	Fiscal Year 2019/20 Actuals				
Resource	Beginning Balance	Revenue Activity	Expense Activity	Ending Balance	Net
Fund 11000 - Operational Fund	235,831.82	212,518.51	75,987.96	.00	372,362.37
Fund 14000 - Inst. Materials Fund	148.39-	.00	.00	.00	148.39-
Fund 21000 - Food Services Fund	1,804.86	.00	.00	.00	1,804.86
Fund 24101 - Title I - IASA	.40-	.00	1,737.29	.00	1,737.69-
Fund 24106 - IDEA-B Entitlement	.00	.00	1,441.06	.00	1,441.06-
Fund 25153 - Title XIX MEDICAID 3/21 Years	12,141.80	2,010.08	3.07	.00	14,148.81
Fund 27107 - 2012 GOBond Std. Library SB-66	3,114.12-	.00	.00	.00	3,114.12-
Fund 27114 - NM Reads to Lead K-3	15,566.20-	15,566.20	482.00	.00	482.00-
Fund 29102 - Private Dir Grants-Categorical	956.96	.00	.00	.00	956.96
Fund 31200 - Public School Capital Outlay	9,444.50-	9,444.50	.00	.00	.00
Fund 31400 - Special Capital Outlay State	.00	.00	15,382.99	.00	15,382.99-
Fund 31700 - Capital Improv. SB9	8,186.40-	8,186.40	.00	.00	.00
Fund 90100 - Student Activity	3,424.23	.00	.00	.00	3,424.23
Fund 90101 - Student Activity-MiddleSchool	407.05	.00	.00	.00	407.05
Fund 90106 - Art Fund	100.00	.00	.00	.00	100.00
Fund 90107 - 4th & 5th Grade Fund	132.00	.00	.00	.00	132.00
Fund 90110 - Staff Appreciation	50.00	.00	.00	.00	50.00
Total for Org	218,388.71	247,725.69	95,034.37	.00	371,080.03

Balances through 08/31/2019					Fiscal Year 2019/20	
Funds- Func- Obj ct - Pr gm- Locat n- JbCl - Opt nl	Description	Adopted Budget	Revised Budget	Revenue	Account Balance	
Funds 11000 - Operational, Func 0000 - None						
11000- 0000- 43101- 0000- 068004- 0000- 00000	StEqulzGuarantee	906,269.00	906,269.00	208,035.32	698,233.68	
11000- 0000- 46100- 0000- 068004- 0000- 00000	AccessBrdE-Rate			4,483.19	4,483.19-	
Total for Funds 11000, Func 0000 and Revenue accounts		906,269.00	906,269.00	212,518.51	693,750.49	
Funds 24101 - Title I - IASA, Func 0000 - None						
24101- 0000- 41924- 0000- 068004- 0000- 00000	FlowthrDistChtr	34,500.00	34,500.00		34,500.00	
Total for Funds 24101, Func 0000 and Revenue accounts		34,500.00	34,500.00	.00	34,500.00	
Funds 24106 - IDEABEntitlemnt, Func 0000 - None						
24106- 0000- 41924- 0000- 068004- 0000- 00000	FlowthrDistChtr	25,777.00	25,777.00		25,777.00	
Total for Funds 24106, Func 0000 and Revenue accounts		25,777.00	25,777.00	.00	25,777.00	
Funds 25153 - TitleXIX-3/21Yr, Func 0000 - None						
25153- 0000- 44301- 0000- 068004- 0000- 00000	OthResGtsFedDir	6,300.00	6,300.00	2,010.08	4,289.92	
Total for Funds 25153, Func 0000 and Revenue accounts		6,300.00	6,300.00	2,010.08	4,289.92	
Funds 27107 - 2012GOBondSB66, Func 0000 - None						
27107- 0000- 43204- 0000- 068004- 0000- 00000	PriorYearBalnce	2,292.00	2,292.00		2,292.00	
Total for Funds 27107, Func 0000 and Revenue accounts		2,292.00	2,292.00	.00	2,292.00	
Funds 27114 - NMReadstoLeadK3, Func 0000 - None						
27114- 0000- 43202- 0000- 068004- 0000- 00000	StFlowThruGrant			15,566.20	15,566.20-	
Total for Funds 27114, Func 0000 and Revenue accounts		.00	.00	15,566.20	15,566.20-	
Funds 31200 - PubSchCapOutlay, Func 0000 - None						
31200- 0000- 43209- 0000- 068004- 0000- 00000	PSCOC Awards			9,444.50	9,444.50-	
Total for Funds 31200, Func 0000 and Revenue accounts		.00	.00	9,444.50	9,444.50-	
Funds 31400 - SpcCapOutlaySt, Func 0000 - None						
31400- 0000- 43202- 0000- 068004- 0000- 00000	StFlowThruGrant	30,000.00	30,000.00		30,000.00	
Total for Funds 31400, Func 0000 and Revenue accounts		30,000.00	30,000.00	.00	30,000.00	
Funds 31700 - CapImprvmtsSB-9, Func 0000 - None						
31700- 0000- 43202- 0000- 068004- 0000- 00000	StFlowThruGrant			8,186.40	8,186.40-	
31700- 0000- 43214- 0000- 068004- 0000- 00000	InterGovCntREC	13,723.00	13,723.00		13,723.00	
Total for Funds 31700, Func 0000 and Revenue accounts		13,723.00	13,723.00	8,186.40	5,536.60	
Total for Org 180 - Rio Gallinas School for Ecology and the Arts		1,018,861.00	1,018,861.00	247,725.69	771,135.31	

Actuals Expenditures



Salary & Benefits	\$86,055.89	59.7%
Purch Prof & Tech Serv	\$13,888.56	9.6%
Purch Prop Services	\$4,498.70	3.1%
Other Services	\$9,826.27	6.8%
Supplies	\$11,569.83	8.0%
Property	\$18,365.08	12.7%
Debt Service	\$0.00	0.0%
Total:	\$144,204.33	100.0%

Balances through 08/31/2019						Fiscal Year 2019/20
Funds- Func- Obj ct - Pr gm- Locat n- JbCl - Opt nl	Description	Adopted Budget	Revised Budget	Encumbered	Expenditure	Account Balance
Funds 11000 - Operational, Func 1000 - Instruction						
11000- 1000- 51100- 0000- 068004- 1611- 00000	SalariesExpense,Subs-Sick	5,000.00	5,000.00			5,000.00
11000- 1000- 51100- 1010- 068004- 1411- 00000	SalariesExpense,Teachers	317,868.00	317,868.00	299,527.62	12,700.36	5,640.02
11000- 1000- 51100- 1010- 068004- 1711- 00000	SalariesExpense,InstAssts	17,717.00	17,717.00	19,772.87	859.69	2,915.56-
11000- 1000- 51100- 2000- 068004- 1412- 00000	SalariesExpense,Teachers	46,230.00	46,230.00	36,117.13	1,570.31	8,542.56
11000- 1000- 51300- 1010- 068004- 1411- 00000	AddtnlCompenstn,Teachers	13,589.00	13,589.00	2,555.53	111.11	10,922.36
11000- 1000- 51300- 1010- 068004- 1711- 00000	AddtnlCompenstn,InstAssts	1,500.00	1,500.00	1,437.50	62.50	
11000- 1000- 51300- 9000- 068004- 1411- 00000	AddtnlCompenstn,Teachers	1,000.00	1,000.00	958.41	41.67	.08-
11000- 1000- 52111- 0000- 068004- 0000- 00000	EducRetirement	56,008.00	56,008.00	50,992.15	2,171.40	2,844.45
11000- 1000- 52112- 0000- 068004- 0000- 00000	ERARetireeHlth	8,061.00	8,061.00	7,207.74	306.93	546.33
11000- 1000- 52210- 0000- 068004- 0000- 00000	FICA Payments	24,986.00	24,986.00	21,366.31	909.39	2,710.30
11000- 1000- 52220- 0000- 068004- 0000- 00000	MedicarePaymnts	5,851.00	5,851.00	4,996.98	212.68	641.34
11000- 1000- 52311- 0000- 068004- 0000- 00000	Hth&MedPremiums	43,641.00	43,641.00	21,561.81	937.47	21,141.72
11000- 1000- 52312- 0000- 068004- 0000- 00000	Life	288.00	288.00	264.32	18.88	4.80
11000- 1000- 52313- 0000- 068004- 0000- 00000	Dental	2,544.00	2,544.00	1,634.38	62.89	846.73
11000- 1000- 52314- 0000- 068004- 0000- 00000	Vision	355.00	355.00	216.43	7.53	131.04
11000- 1000- 52315- 0000- 068004- 0000- 00000	Disability	692.00	692.00	382.03	16.61	293.36
11000- 1000- 52500- 0000- 068004- 0000- 00000	UnemploymntComp	5,000.00	5,000.00			5,000.00
11000- 1000- 52710- 0000- 068004- 0000- 00000	WorkersCompPrem	5,672.00	5,672.00		3,956.00	1,716.00
11000- 1000- 52720- 0000- 068004- 0000- 00000	WorkrsCompERFee	99.00	99.00	55.17		43.83
11000- 1000- 53330- 1010- 068004- 0000- 00000	ProfessDevelop	1,000.00	1,000.00			1,000.00
11000- 1000- 53711- 1010- 068004- 0000- 00000	Other Charges	300.00	300.00			300.00
11000- 1000- 54630- 1010- 068004- 0000- 00000	RentalCompEqpmt	4,245.00	4,245.00	3,567.16	677.84	
11000- 1000- 55817- 9000- 068004- 0000- 00000	Student Travel	2,000.00	2,000.00	2,000.00		
11000- 1000- 55915- 1010- 068004- 0000- 00000	OthContractSvcs	3,000.00	3,000.00	1,799.43	200.57	1,000.00
11000- 1000- 55915- 1020- 068004- 0000- 00000	OthContractSvcs	11,225.00	11,225.00	20,225.00		9,000.00-
11000- 1000- 56112- 1010- 068004- 0000- 00000	Other Textbooks	2,500.00	2,500.00			2,500.00
11000- 1000- 56118- 1010- 068004- 0000- 00000	GenSuppliesMats	5,000.00	5,000.00	2,483.55	762.85	1,753.60
11000- 1000- 56118- 1020- 068004- 0000- 00000	GenSuppliesMats	700.00	700.00			700.00
11000- 1000- 57331- 1010- 068004- 0000- 00000	FixedAssets>\$5k	184,235.00	184,235.00			184,235.00
Total for Func 1000 and Expense accounts		770,306.00	770,306.00	499,121.52	25,586.68	245,597.80
Funds 11000 - Operational, Func 2100 - SuppSvcsStudnts						
11000- 2100- 51100- 0000- 068004- 1511- 00000	SalariesExpense,Data Proc	17,500.00	17,500.00	16,041.74	1,458.34	.08-
11000- 2100- 51100- 2000- 068004- 1211- 00000	SalariesExpense,Coord/Sub			6,621.47	287.89	6,909.36-
11000- 2100- 51300- 0000- 068004- 1218- 00000	AddtnlCompenstn,Sch/Stude	1,000.00	1,000.00	479.09	20.83	500.08
11000- 2100- 51300- 2000- 068004- 1211- 00000	AddtnlCompenstn,Coord/Sub	5,000.00	5,000.00	4,791.59	208.33	.08
11000- 2100- 52111- 0000- 068004- 0000- 00000	EducRetirement	3,267.00	3,267.00	3,952.64	279.52	965.16-

Selection Grouped by Account Type, Filtered by User Permissions, (Org = 180, Online/Offline = N, Period = 2, UnPosted JEs? = N, Assets and Liabilities? = N, Restricted Accts? = Y, Objct = 5, Func = 1-4, Obj Digits = 0, Page Break Lvl =)

Balances through 08/31/2019						Fiscal Year 2019/20
Funds- Func- Obj ct - Pr gm- Locat n- JbCl - Opt nl	Description	Adopted Budget	Revised Budget	Encumbered	Expenditure	Account Balance
Funds 11000 - Operational, Func 2100 - SuppSvcsStudnts (continued)						
11000- 2100- 52112- 0000- 068004- 0000- 00000	ERARetireeHlth	470.00	470.00	558.80	39.51	128.31-
11000- 2100- 52210- 0000- 068004- 0000- 00000	FICA Payments	1,457.00	1,457.00	1,617.47	113.89	274.36-
11000- 2100- 52220- 0000- 068004- 0000- 00000	MedicarePaymnts	342.00	342.00	378.47	26.64	63.11-
11000- 2100- 52311- 0000- 068004- 0000- 00000	Hth&MedPremiums	2,454.00	2,454.00	2,674.49	202.63	423.12-
11000- 2100- 52312- 0000- 068004- 0000- 00000	Life	15.00	15.00	16.28	1.50	2.78-
11000- 2100- 52313- 0000- 068004- 0000- 00000	Dental			24.61	1.07	25.68-
11000- 2100- 52314- 0000- 068004- 0000- 00000	Vision	27.00	27.00	26.66	2.14	1.80-
11000- 2100- 52315- 0000- 068004- 0000- 00000	Disability	72.00	72.00	64.90	4.94	2.16
11000- 2100- 52710- 0000- 068004- 0000- 00000	WorkersCompPrem	257.00	257.00		213.00	44.00
11000- 2100- 52720- 0000- 068004- 0000- 00000	WorkrsCompERFee	5.00	5.00	7.86		2.86-
11000- 2100- 53211- 2000- 068004- 0000- 00000	DiagsContracted	4,000.00	4,000.00	4,000.00		
11000- 2100- 53212- 2000- 068004- 0000- 00000	SpeechThrpsCont	6,100.00	6,100.00	6,100.00		
11000- 2100- 53213- 2000- 068004- 0000- 00000	OccThrpstCont	1,500.00	1,500.00	1,500.00		
11000- 2100- 53215- 2000- 068004- 0000- 00000	PsychologtsCont	12,000.00	12,000.00	12,000.00		
11000- 2100- 53330- 2000- 068004- 0000- 00000	ProfessDevelop	1,500.00	1,500.00			1,500.00
11000- 2100- 56118- 2000- 068004- 0000- 00000	GenSuppliesMats	250.00	250.00			250.00
Total for Func 2100 and Expense accounts		57,216.00	57,216.00	60,856.07	2,860.23	6,500.30-
Funds 11000 - Operational, Func 2200 - Suppt Svcs Inst						
11000- 2200- 56113- 0000- 068004- 0000- 00000	Software	4,000.00	4,000.00	4,148.12		148.12-
11000- 2200- 56118- 0000- 068004- 0000- 00000	GenSuppliesMats	250.00	250.00			250.00
Total for Func 2200 and Expense accounts		4,250.00	4,250.00	4,148.12	.00	101.88
Funds 11000 - Operational, Func 2300 - SupptSvcs-Admin						
11000- 2300- 51100- 0000- 068004- 1111- 00000	SalariesExpense,Superinte	97,000.00	97,000.00	80,833.40	16,166.68	.08-
11000- 2300- 52111- 0000- 068004- 0000- 00000	EducRetirement	13,483.00	13,483.00	11,438.00	2,287.60	242.60-
11000- 2300- 52112- 0000- 068004- 0000- 00000	ERARetireeHlth	1,940.00	1,940.00	1,616.60	323.32	.08
11000- 2300- 52210- 0000- 068004- 0000- 00000	FICA Payments	6,014.00	6,014.00	4,866.60	973.32	174.08
11000- 2300- 52220- 0000- 068004- 0000- 00000	MedicarePaymnts	1,407.00	1,407.00	1,138.20	227.64	41.16
11000- 2300- 52311- 0000- 068004- 0000- 00000	Hth&MedPremiums	4,207.00	4,207.00	3,310.00	662.00	235.00
11000- 2300- 52312- 0000- 068004- 0000- 00000	Life	29.00	29.00	23.60	4.72	.68
11000- 2300- 52313- 0000- 068004- 0000- 00000	Dental	206.00	206.00	163.40	32.68	9.92
11000- 2300- 52314- 0000- 068004- 0000- 00000	Vision	46.00	46.00	37.60	7.52	.88
11000- 2300- 52315- 0000- 068004- 0000- 00000	Disability	338.00	338.00	229.10	45.82	63.08
11000- 2300- 52710- 0000- 068004- 0000- 00000	WorkersCompPrem	1,421.00	1,421.00		1,246.00	175.00
11000- 2300- 52720- 0000- 068004- 0000- 00000	WorkrsCompERFee	10.00	10.00	9.20		.80
11000- 2300- 53411- 0000- 068004- 0000- 00000	Auditing	5,600.00	5,600.00	5,600.00		
11000- 2300- 53413- 0000- 068004- 0000- 00000	Legal	2,500.00	2,500.00	2,391.56	108.44	

Selection Grouped by Account Type, Filtered by User Permissions, (Org = 180, Online/Offline = N, Period = 2, UnPosted JEs? = N, Assets and Liabilities? = N, Restricted Accts? = Y, Objct = 5, Func = 1-4, Obj Digits = 0, Page Break Lvl =)

Balances through 08/31/2019						Fiscal Year 2019/20
Funds- Func- Obj ct - Pr gm- Locat n- JbCl - Opt nl	Description	Adopted Budget	Revised Budget	Encumbered	Expenditure	Account Balance
Funds 11000 - Operational, Func 2300 - SupptSvcs-Admin (continued)						
11000- 2300- 55400- 0000- 068004- 0000- 00000	Advertising	700.00	700.00			700.00
11000- 2300- 55811- 0000- 068004- 0000- 00000	Board Travel	1,000.00	1,000.00			1,000.00
11000- 2300- 55812- 0000- 068004- 0000- 00000	Board Training	1,500.00	1,500.00			1,500.00
Total for Func 2300 and Expense accounts		137,401.00	137,401.00	111,657.26	22,085.74	3,658.00
Funds 11000 - Operational, Func 2400 - SupSvcsSchAdmin						
11000- 2400- 51100- 0000- 068004- 1217- 00000	SalariesExpense,Sec/Crcl/	17,500.00	17,500.00	16,041.74	1,458.34	.08-
11000- 2400- 51300- 0000- 068004- 1217- 00000	AddtnlCompenstn,Sec/Crcl/	204.00	204.00		204.00	
11000- 2400- 52111- 0000- 068004- 0000- 00000	EducRetirement	2,462.00	2,462.00	2,269.96	235.22	43.18-
11000- 2400- 52112- 0000- 068004- 0000- 00000	ERARetireeHlth	355.00	355.00	320.76	33.25	.99
11000- 2400- 52210- 0000- 068004- 0000- 00000	FICA Payments	1,098.00	1,098.00	918.50	96.15	83.35
11000- 2400- 52220- 0000- 068004- 0000- 00000	MedicarePaymnts	257.00	257.00	214.72	22.49	19.79
11000- 2400- 52311- 0000- 068004- 0000- 00000	Hth&MedPremiums	2,454.00	2,454.00	1,820.50	165.50	468.00
11000- 2400- 52312- 0000- 068004- 0000- 00000	Life	15.00	15.00	11.80	1.18	2.02
11000- 2400- 52314- 0000- 068004- 0000- 00000	Vision	27.00	27.00	20.68	1.88	4.44
11000- 2400- 52315- 0000- 068004- 0000- 00000	Disability	72.00	72.00	44.66	4.06	23.28
11000- 2400- 52710- 0000- 068004- 0000- 00000	WorkersCompPrem	257.00	257.00		213.00	44.00
11000- 2400- 52720- 0000- 068004- 0000- 00000	WorkrsCompERFee	5.00	5.00	6.90		1.90-
11000- 2400- 53330- 0000- 068004- 0000- 00000	ProfessDevelop	1,000.00	1,000.00	150.00		850.00
11000- 2400- 53414- 0000- 068004- 0000- 00000	OthProfTechSvcs	1,200.00	1,200.00			1,200.00
11000- 2400- 53711- 0000- 068004- 0000- 00000	Other Charges	800.00	800.00	800.00		
11000- 2400- 55813- 0000- 068004- 0000- 00000	EmpTravNonTeach	1,000.00	1,000.00	974.18		25.82
11000- 2400- 56118- 0000- 068004- 0000- 00000	GenSuppliesMats	500.00	500.00	499.52		.48
Total for Func 2400 and Expense accounts		29,206.00	29,206.00	24,093.92	2,435.07	2,677.01
Funds 11000 - Operational, Func 2500 - Central Svcs						
11000- 2500- 53414- 0000- 068004- 0000- 00000	OthProfTechSvcs	84,702.00	84,702.00	77,290.73	6,890.06	521.21
11000- 2500- 53711- 0000- 068004- 0000- 00000	Other Charges	150.00	150.00			150.00
11000- 2500- 56113- 0000- 068004- 0000- 00000	Software	17,260.00	17,260.00	17,260.00		
11000- 2500- 56118- 0000- 068004- 0000- 00000	GenSuppliesMats	200.00	200.00		19.48	180.52
11000- 2500- 57332- 0000- 068004- 0000- 00000	SupplAssets<\$5k				1,651.09	1,651.09-
Total for Func 2500 and Expense accounts		102,312.00	102,312.00	94,550.73	8,560.63	799.36-
Funds 11000 - Operational, Func 2600 - Op&MaintofPlant						
11000- 2600- 51300- 0000- 068004- 1614- 00000	AddtnlCompenstn,Maintenan	1,000.00	1,000.00	884.58	38.46	76.96
11000- 2600- 52111- 0000- 068004- 0000- 00000	EducRetirement	139.00	139.00	125.35	5.45	8.20
11000- 2600- 52112- 0000- 068004- 0000- 00000	ERARetireeHlth	20.00	20.00	17.71	.77	1.52
11000- 2600- 52210- 0000- 068004- 0000- 00000	FICA Payments	62.00	62.00	54.74	2.38	4.88

Selection Grouped by Account Type, Filtered by User Permissions, (Org = 180, Online/Offline = N, Period = 2, UnPosted JEs? = N, Assets and Liabilities? = N, Restricted Accts? = Y, Objct = 5, Func = 1-4, Obj Digits = 0, Page Break Lvl =)

Balances through 08/31/2019						Fiscal Year 2019/20	
Funds- Func- Obj ct - Pr gm- Locat n- Jb Cl - Opt nl	Description	Adopted Budget	Revised Budget	Encumbered	Expenditure	Account Balance	
Funds 11000 - Operational, Func 2600 - Op&MaintofPlant (continued)							
11000-2600-52220-0000-068004-0000-00000	MedicarePaymnts	15.00	15.00	12.88	.56	1.56	
11000-2600-52710-0000-068004-0000-00000	WorkersCompPrem				139.00	139.00-	
11000-2600-54311-0000-068004-0000-00000	MntRepFrnFixEqp	200.00	200.00			200.00	
11000-2600-54411-0000-068004-0000-00000	Electricity	1,161.00	1,161.00	6,755.46	594.77	6,189.23-	
11000-2600-54412-0000-068004-0000-00000	NatGasBuildings	11,500.00	11,500.00	10,873.58	796.69	170.27-	
11000-2600-54415-0000-068004-0000-00000	Water/Sewage	14,920.00	14,920.00	13,539.96	1,643.06	263.02-	
11000-2600-54416-0000-068004-0000-00000	CommunicatnSvcs	6,000.00	6,000.00	6,115.91	484.09	600.00-	
11000-2600-54610-0000-068004-0000-00000	RentLandBldngs	6,351.00	6,351.00	3,638.00		2,713.00	
11000-2600-55200-0000-068004-0000-00000	PropertyLiablns	7,586.00	7,586.00		7,677.00	91.00-	
11000-2600-55915-0000-068004-0000-00000	OthContractSvcs			11,696.50		11,696.50-	
11000-2600-56118-0000-068004-0000-00000	GenSuppliesMats	2,000.00	2,000.00	476.36		1,523.64	
11000-2600-57332-0000-068004-0000-00000	SupplAssets<\$5k				1,331.00	1,331.00-	
Total for Func 2600 and Expense accounts		50,954.00	50,954.00	54,191.03	12,713.23	15,950.26-	
Funds 11000 - Operational, Func 2700 - StudentTransptn							
11000-2700-51100-0000-068004-1622-00000	SalariesExpense, Bus Drive	1,605.00	1,605.00			1,605.00	
11000-2700-52111-0000-068004-0000-00000	EducRetirement	224.00	224.00			224.00	
11000-2700-52112-0000-068004-0000-00000	ERARetireeHlth	33.00	33.00			33.00	
11000-2700-52210-0000-068004-0000-00000	FICA Payments	100.00	100.00			100.00	
11000-2700-52220-0000-068004-0000-00000	MedicarePaymnts	24.00	24.00			24.00	
11000-2700-52312-0000-068004-0000-00000	Life	29.00	29.00			29.00	
11000-2700-52710-0000-068004-0000-00000	WorkersCompPrem	24.00	24.00		38.00	14.00-	
11000-2700-52720-0000-068004-0000-00000	WorkrsCompERFee	10.00	10.00			10.00	
11000-2700-54314-0000-068004-0000-00000	MntRepBuses	1,000.00	1,000.00	1,000.00			
11000-2700-55200-0000-068004-0000-00000	PropertyLiablns	1,614.00	1,614.00		1,631.00	17.00-	
11000-2700-56211-0000-068004-0000-00000	Gasoline	500.00	500.00	500.00			
Total for Func 2700 and Expense accounts		5,163.00	5,163.00	1,500.00	1,669.00	1,994.00	
Funds 11000 - Operational, Func 2900 - Oth Suppt Svcs							
11000-2900-58219-0000-068004-0000-00000	PayStMchMedcad	250.00	250.00			250.00	
Total for Func 2900 and Expense accounts		250.00	250.00	.00	.00	250.00	
Funds 11000 - Operational, Func 3100 - FoodSvcsOpertns							
11000-3100-51300-0000-068004-1617-00000	AddtnlCompenstn, Food Serv	3,500.00	3,500.00	1,437.50	62.50	2,000.00	
11000-3100-52111-0000-068004-0000-00000	EducRetirement	487.00	487.00	203.32	8.84	274.84	
11000-3100-52112-0000-068004-0000-00000	ERARetireeHlth	70.00	70.00	28.98	1.26	39.76	
11000-3100-52210-0000-068004-0000-00000	FICA Payments	217.00	217.00	89.24	3.88	123.88	
11000-3100-52220-0000-068004-0000-00000	MedicarePaymnts	51.00	51.00	20.70	.90	29.40	

Selection Grouped by Account Type, Filtered by User Permissions, (Org = 180, Online/Offline = N, Period = 2, UnPosted JEs? = N, Assets and Liabilities? = N, Restricted Accts? = Y, Objct = 5, Func = 1-4, Obj Digits = 0, Page Break Lvl =)

Balances through 08/31/2019

Fiscal Year 2019/20

Funds- Func- Obj ct - Pr gm- Locat n- Jb Cl - Opt nl	Description	Adopted Budget	Revised Budget	Encumbered	Expenditure	Account Balance
Total for Func 3100 and Expense accounts		4,325.00	4,325.00	1,779.74	77.38	2,467.88
Total for Funds 11000		1,161,383.00	1,161,383.00	851,898.39	75,987.96	233,496.65
Funds 24101 - Title I - IASA, Func 1000 - Instruction						
24101- 1000- 51100- 1010- 068004- 1711- 00000	SalariesExpense,InstAssts	15,082.00	15,082.00	16,978.83	738.21	2,635.04-
24101- 1000- 51300- 1010- 068004- 1411- 00000	AddtnlCompenstr,Teachers	11,920.00	11,920.00			11,920.00
24101- 1000- 52111- 0000- 068004- 0000- 00000	EducRetirement	4,239.00	4,239.00	2,402.58	104.46	1,731.96
24101- 1000- 52112- 0000- 068004- 0000- 00000	ERARetireeHlth	611.00	611.00	339.48	14.76	256.76
24101- 1000- 52210- 0000- 068004- 0000- 00000	FICA Payments	1,893.00	1,893.00	702.65	30.55	1,159.80
24101- 1000- 52220- 0000- 068004- 0000- 00000	MedicarePaymnts	443.00	443.00	164.22	7.14	271.64
24101- 1000- 52311- 0000- 068004- 0000- 00000	Hth&MedPremiums			12,434.26	540.62	12,974.88-
24101- 1000- 52312- 0000- 068004- 0000- 00000	Life	29.00	29.00	33.04	2.36	6.40-
24101- 1000- 52313- 0000- 068004- 0000- 00000	Dental			655.96	28.52	684.48-
24101- 1000- 52314- 0000- 068004- 0000- 00000	Vision			84.41	3.67	88.08-
24101- 1000- 52710- 0000- 068004- 0000- 00000	WorkersCompPrem	273.00	273.00		267.00	6.00
24101- 1000- 52720- 0000- 068004- 0000- 00000	WorkrsCompERFee	10.00	10.00	6.90		3.10
Total for Funds 24101, Func 1000 and Expense accounts		34,500.00	34,500.00	33,802.33	1,737.29	1,039.62-
Funds 24106 - IDEABEntitlemnt, Func 1000 - Instruction						
24106- 1000- 51100- 2000- 068004- 1712- 00000	SalariesExpense,InstAssts	15,987.00	15,987.00	13,355.87	580.69	2,050.44
24106- 1000- 52111- 0000- 068004- 0000- 00000	EducRetirement	2,223.00	2,223.00	1,889.91	82.17	250.92
24106- 1000- 52112- 0000- 068004- 0000- 00000	ERARetireeHlth	320.00	320.00	267.03	11.61	41.36
24106- 1000- 52210- 0000- 068004- 0000- 00000	FICA Payments	992.00	992.00	828.00	36.00	128.00
24106- 1000- 52220- 0000- 068004- 0000- 00000	MedicarePaymnts	232.00	232.00	193.66	8.42	29.92
24106- 1000- 52312- 0000- 068004- 0000- 00000	Life	29.00	29.00	24.78	1.77	2.45
24106- 1000- 52710- 0000- 068004- 0000- 00000	WorkersCompPrem	235.00	235.00		230.00	5.00
24106- 1000- 52720- 0000- 068004- 0000- 00000	WorkrsCompERFee	10.00	10.00	5.19		4.81
Total for Func 1000 and Expense accounts		20,028.00	20,028.00	16,564.44	950.66	2,512.90
Funds 24106 - IDEABEntitlemnt, Func 2100 - SuppSvcsStudnts						
24106- 2100- 51100- 2000- 068004- 1211- 00000	SalariesExpense,Coord/Sub	4,020.00	4,020.00	5,417.65	235.55	1,633.20-
24106- 2100- 52111- 0000- 068004- 0000- 00000	EducRetirement	559.00	559.00	766.59	33.33	240.92-
24106- 2100- 52112- 0000- 068004- 0000- 00000	ERARetireeHlth	81.00	81.00	108.33	4.71	32.04-
24106- 2100- 52210- 0000- 068004- 0000- 00000	FICA Payments	250.00	250.00	304.75	13.25	68.00-
24106- 2100- 52220- 0000- 068004- 0000- 00000	MedicarePaymnts	59.00	59.00	71.30	3.10	15.40-
24106- 2100- 52311- 0000- 068004- 0000- 00000	Hth&MedPremiums	669.00	669.00	698.74	30.38	60.12-
24106- 2100- 52312- 0000- 068004- 0000- 00000	Life	8.00	8.00	3.78	.27	3.95
24106- 2100- 52313- 0000- 068004- 0000- 00000	Dental	20.00	20.00	20.24	.88	1.12-
24106- 2100- 52314- 0000- 068004- 0000- 00000	Vision	5.00	5.00	4.83	.21	.04-

Selection Grouped by Account Type, Filtered by User Permissions, (Org = 180, Online/Offline = N, Period = 2, UnPosted JEs? = N, Assets and Liabilities? = N, Restricted Accts? = Y, Objct = 5, Func = 1-4, Obj Digits = 0, Page Break Lvl =)

Balances through 08/31/2019						Fiscal Year 2019/20
Funds- Func- Obj ct - Pr gm- Locat n- Jb Cl - Opt nl	Description	Adopted Budget	Revised Budget	Encumbered	Expenditure	Account Balance
Funds 24106 - IDEABEntitlemnt, Func 2100 - SuppSvcsStudnts (continued)						
24106- 2100- 52315- 0000- 068004- 0000- 00000	Disability	18.00	18.00	16.56	.72	.72
24106- 2100- 52710- 0000- 068004- 0000- 00000	WorkersCompPrem	59.00	59.00		168.00	109.00-
24106- 2100- 52720- 0000- 068004- 0000- 00000	WorkrsCompERFee	1.00	1.00	.78		.22
Total for Func 2100 and Expense accounts		5,749.00	5,749.00	7,413.55	490.40	2,154.95-
Total for Funds 24106		25,777.00	25,777.00	23,977.99	1,441.06	357.95
Funds 25153 - TitleXIX-3/21Yr, Func 1000 - Instruction						
25153- 1000- 55915- 1010- 068004- 0000- 00000	OthContractSvcs	100.00	100.00			100.00
Total for Func 1000 and Expense accounts		100.00	100.00	.00	.00	100.00
Funds 25153 - TitleXIX-3/21Yr, Func 2100 - SuppSvcsStudnts						
25153- 2100- 53212- 2000- 068004- 0000- 00000	SpeechThrpsCont	5,750.00	5,750.00	5,750.00		
25153- 2100- 55813- 2000- 068004- 0000- 00000	EmpTravNonTeach	350.00	350.00	117.38		232.62
Total for Func 2100 and Expense accounts		6,100.00	6,100.00	5,867.38	.00	232.62
Funds 25153 - TitleXIX-3/21Yr, Func 2500 - Central Svcs						
25153- 2500- 55914- 0000- 068004- 0000- 00000	CnrctrsIntrAgcy	100.00	100.00	100.00	3.07	3.07-
Total for Func 2500 and Expense accounts		100.00	100.00	100.00	3.07	3.07-
Total for Funds 25153		6,300.00	6,300.00	5,967.38	3.07	329.55
Funds 27107 - 2012GOBondsSB66, Func 2200 - Suppt Svcs Inst						
27107- 2200- 56114- 0000- 068004- 0000- 00000	LibraryAudioVis	2,292.00	2,292.00			2,292.00
Total for Funds 27107, Func 2200 and Expense accounts		2,292.00	2,292.00	.00	.00	2,292.00
Funds 27109 - PEDSafetySchls, Func 1000 - Instruction						
27109- 1000- 56110- 1010- 068004- 0000- 00000	InsMatCsh50%Oth			247.42		247.42-
Total for Funds 27109, Func 1000 and Expense accounts		.00	.00	247.42	.00	247.42-
Funds 27114 - NMReadstoLeadK3, Func 1000 - Instruction						
27114- 1000- 52710- 0000- 068004- 0000- 00000	WorkersCompPrem				482.00	482.00-
Total for Funds 27114, Func 1000 and Expense accounts		.00	.00	.00	482.00	482.00-
Funds 29102 - PrivDirGrntsCat, Func 1000 - Instruction						
29102- 1000- 56118- 1010- 068004- 0000- 00000	GenSuppliesMats	957.00	957.00			957.00
Total for Funds 29102, Func 1000 and Expense accounts		957.00	957.00	.00	.00	957.00
Funds 31400 - SpcCapOutlaySt, Func 4000 - Capital Outay						
31400- 4000- 57331- 0000- 068004- 0000- 00000	FixedAssets>\$5k	30,000.00	30,000.00		15,382.99	14,617.01
31400- 4000- 57332- 0000- 068004- 0000- 00000	SupplAssets<\$5k			8,981.04		8,981.04-
Total for Funds 31400, Func 4000 and Expense accounts		30,000.00	30,000.00	8,981.04	15,382.99	5,635.97
Funds 31700 - CapImprvmtsSB-9, Func 4000 - Capital Outay						

Selection Grouped by Account Type, Filtered by User Permissions, (Org = 180, Online/Offline = N, Period = 2, UnPosted JEs? = N, Assets and Liabilities? = N, Restricted Accts? = Y, Objct = 5, Func = 1-4, Obj Digits = 0, Page Break Lvl =)

Balances through 08/31/2019					Fiscal Year 2019/20	
Funds- Func- Obj ct - Pr gm- Locat n- JbCl - Opt nl	Description	Adopted Budget	Revised Budget	Encumbered	Expenditure	Account Balance
Funds 31700 - CapImprvmtsSB-9, Func 4000 - Capital Outay						
31700- 4000- 57332- 0000- 068004- 0000- 00000	SupplAssets<\$5k	13,723.00	13,723.00			13,723.00
Total for Funds 31700, Func 4000 and Expense accounts		13,723.00	13,723.00	.00	.00	13,723.00
Total for Org 180 - Rio Gallinas School for Ecology and the Arts		1,274,932.00	1,274,932.00	924,874.55	95,034.37	255,023.08

Balances through August				Fiscal Year 2019/20
Funds	Description	Debit	Credit	Account Balance
Objct 1100				
11000	Operational Fund	469,138.34	82,951.76	386,186.58
14000	Inst. Materials Fund		148.39	148.39-
21000	Food Services Fund	1,804.86		1,804.86
24101	Title I - IASA	4,107.15	4,810.97	703.82-
24106	IDEA-B Entitlement	283.30	1,451.36	1,168.06-
25153	Title XIX MEDICAID 3/21 Years	14,151.88	3.07	14,148.81
27107	2012 GOBond Std. Library SB-66		3,114.12	3,114.12-
27114	NM Reads to Lead K-3	15,566.20	16,044.80	478.60-
29102	Private Dir Grants-Categorical	956.96		956.96
31200	Public School Capital Outlay	9,444.50	9,444.50	
31400	Special Capital Outlay State		15,382.99	15,382.99-
31700	Capital Improv. SB9	8,186.40	8,186.40	
90100	Student Activity	3,424.23		3,424.23
90101	Student Activity-MiddleSchool	407.05		407.05
90106	Art Fund	100.00		100.00
90107	4th & 5th Grade Fund	132.00		132.00
90110	Staff Appreciation	50.00		50.00
Total for Org 180, Objct 1100 and Asset accounts		527,752.87	141,538.36	386,214.51

Statement Date 08/31/2019

Cash Object 11011

Status Posted

Journal Entry #

Bank Statement Ending Balance	421,583.75	Service Charge	0.00
Less: Uncleared Payments	35,369.24	Interest Earned	0.00
Add: Uncleared Deposits	0.00		
Add: Uncleared Other	0.00	Cleared Payments	39,022.36
Adjusted Bank Balance	386,214.51	Cleared Deposits	89,160.62
System Cash Balance	386,214.51	Cleared Other	0.00
Add: Unposted Charges and Interest	0.00		
Revised System Cash Balance	386,214.51	Submitted By	ACRESSABM, 09/05/2019
Difference	0.00	Posted By	RRUNYAN, 09/06/2019

Uncleared Payments

Issued	Check #	Check Amount	Pay To Name	Vendor ID	Emp ID	Bank Acct
04/24/19	10690	157.26	Aja Currey	000070		180MAIN
06/20/19	10767	739.80	Gensys Computer Sales	010009		180MAIN
06/29/19	10775	8,438.63	West Las Vegas Schools	000036		180MAIN
07/15/19	10781	19.48	Aerarium, LLC Alfredo Diaz	010027		180MAIN
07/22/19	10784	3.07	Cooperative Educational Srvcs	000086		180MAIN
08/22/19	10796	6,890.06	ACES	000083		180MAIN
08/22/19	10798	108.44	Matthews Fox, P.C.	000010		180MAIN
08/22/19	10799	15,382.99	Staples	000082		180MAIN
08/29/19	10800	1,331.00	Gensys Computer Sales	010009		180MAIN
08/29/19	10801	762.85	Lakeshore Equipment Company	010015		180MAIN
08/29/19	10802	484.09	Plateau Telecommunications Inc	000220		180MAIN
08/29/19	10803	393.38	Sharp Electronics Corporation	000202		180MAIN
08/29/19	10806	658.19	NM Taxation/Revenue Department	900003		180MAIN
		35,369.24				

Cleared Payments

Issued	Check #	Check Amount	Cleared Amount	Difference	Cleared	Pay To Name	Vendor ID	Emp ID	Bank Acct
06/15/19	10760	1,235.25	1,235.25		08/31/19	Aja Currey		000002	180MAIN
06/17/19	10763	167.64	167.64		08/31/19	Kathryn Tiches		000066	180MAIN
06/26/19	10768	129.82	129.82		08/31/19	Bank of America Purchase Card	000133		180MAIN
08/02/19	10807	6,508.40	6,508.40		08/31/19	NMPSIA	900001		180MAIN
08/07/19	10788	1,406.46	1,406.46		08/31/19	City of Las Vegas	000019		180MAIN
08/07/19	10789	244.54	244.54		08/31/19	PNM	000049		180MAIN
08/07/19	10790	485.03	485.03		08/31/19	Sharp Electronics Corporation	000202		180MAIN
08/08/19	10795	269.94	269.94		08/31/19	NM Taxation/Revenue Department	900003		180MAIN
08/09/19	10787	1,411.22	1,411.22		08/31/19	EFTPS	900004		180MAIN

Selection Grouped by Org, Cash Object, Statement Date - Sorted by Item date, Item #, (Org = 180, Cash Object IN ('11011'), Bank Statement Date = 8/31/2019, Uncleared Only? = No)



Statement Date 08/31/2019

Cash Object 11011

Status Posted

Journal Entry #

Cleared Payments (continued)

Issued	Check #	Check Amount	Cleared Amount	Difference	Cleared	Pay To Name	Vendor ID	Emp ID	Bank Acct
08/09/19	10805	242.50	242.50		08/31/19	NM RHC	900006		180MAIN
08/09/19	Batch 08/09/2019	3,605.68	3,605.68		08/31/19				180MAIN
08/13/19	10804	2,008.72	2,008.72		08/31/19	NM Educational RetirementBoard	900005		180MAIN
08/22/19	10797	1,033.29	1,033.29		08/31/19	City of Las Vegas	000019		180MAIN
08/23/19	10791	1,394.70	1,394.70		08/31/19	Aja Currey		000002	180MAIN
08/23/19	10792	1,416.98	1,416.98		08/31/19	Mary E. Johnston		000072	180MAIN
08/23/19	10793	1,730.94	1,730.94		08/31/19	Jonathan A. Tompkins		000073	180MAIN
08/23/19	10794	4,889.17	4,889.17		08/31/19	EFTPS	900004		180MAIN
08/23/19	Batch 08/23/2019	10,842.08	10,842.08		08/31/19				180MAIN
		39,022.36	39,022.36						

Cleared Deposits





Deposited	Deposit #	Deposit Amount	Cleared Amount	Difference	Cleared	Bank Acct
08/01/19	Batch 08/01/2019	9,444.50	9,444.50		08/31/19	180MAIN
08/08/19	Batch 08/08/2019	7,549.90	7,549.90		08/31/19	180MAIN
08/20/19	Batch 08/20/2019	72,166.22	72,166.22		08/31/19	180MAIN
		89,160.62	89,160.62			

Selection Grouped by Org, Cash Object, Statement Date - Sorted by Item date, Item #, (Org = 180, Cash Object IN ('11011'), Bank Statement Date = 8/31/2019, Uncleared Only? = No)

RETURN SERVICE REQUESTED

RIO GALLINAS SCHOOL FOR ECOLOGY AND THE
1107 MONTEZUMA ST
LAS VEGAS NM 87701-3519

Managing Your Accounts

-  Branch Name Southwest Capital Bank
-  Customer Service (505) 247-7922
-  Mailing Address P.O. Box 25127
Albuquerque, NM 87101
-  Online Access www.southwestcapital.com

Thank you for choosing Southwest Capital Bank as your Relationship Bank!

Summary of Accounts

Managing your Southwest Capital Bank accounts has never been easier. You can open a new account, make changes to your existing accounts, and monitor your account activity using our Online Banking or Mobile Banking Apps. Download our app today or visit us online at www.southwestcapital.com to learn more.

Account Type	Account Number	Ending Balance
Regular Public Checking	XXXXXXXX94299	\$421,583.75

Regular Public Checking - XXXXXXXX94299

Account Summary

Date	Description	Amount
08/01/2019	Beginning Balance	\$371,445.49
	3 Credit(s) This Period	\$89,160.62
	18 Debit(s) This Period	\$39,022.36
08/31/2019	Ending Balance	\$421,583.75

FREE YOURSELF FROM ATM SURCHARGE FEES!

Our customers can enjoy the convenience of using over 55,000 surcharge free ATM's worldwide at retailers like Target, Walgreens, and 7-11.

Find more available ATM's by visiting us online at www.southwestcapital.com.

Deposits

Date	Description	Amount
08/08/2019	Deposit	\$7,549.90
08/20/2019	Deposit per james boney/ms 8/20/2019 from 9000097	\$72,166.22

Electronic Credits

Date	Description	Amount
08/01/2019	ACH Deposit State of New Mex VNDR PYMT	\$9,444.50



Scan the code to the left or visit us at www.southwestcapital.com

Regular Public Checking - XXXXXXXX94299 (continued)

Electronic Debits

<u>Date</u>	<u>Description</u>	<u>Amount</u>
08/02/2019	ACH Payment RIO GALLINAS SCH NMPSIA Mon	\$6,508.40
08/09/2019	ACH Payment RIO GALLINAS SCH RHC	\$242.50
08/09/2019	ACH Payment IRS USATAXPYMT	\$1,411.22
08/09/2019	ACH Payment Rio Gallinas Sch PAYROLL ACH File	\$3,605.68
08/12/2019	ACH Payment TAX_REV_CRIS_ECKS TRD PMNT	\$269.94
08/14/2019	ACH Payment NMERB WEB PAY	\$2,008.72
08/23/2019	ACH Payment IRS USATAXPYMT	\$4,889.17
08/23/2019	ACH Payment Rio Gallinas Sch PAYROLL ACH File	\$10,842.08

Checks Cleared

<u>Check Nbr</u>	<u>Date</u>	<u>Amount</u>	<u>Check Nbr</u>	<u>Date</u>	<u>Amount</u>	<u>Check Nbr</u>	<u>Date</u>	<u>Amount</u>
10760	08/16/2019	\$1,235.25	10789	08/15/2019	\$244.54	10793	08/26/2019	\$1,730.94
10763*	08/19/2019	\$167.64	10790	08/21/2019	\$485.03	10797*	08/28/2019	\$1,033.29
10768*	08/06/2019	\$129.82	10791	08/26/2019	\$1,394.70			
10788*	08/13/2019	\$1,406.46	10792	08/28/2019	\$1,416.98			

* Indicates skipped check number

Daily Balances

<u>Date</u>	<u>Amount</u>	<u>Date</u>	<u>Amount</u>	<u>Date</u>	<u>Amount</u>
08/01/2019	\$380,889.99	08/13/2019	\$374,865.87	08/21/2019	\$442,890.91
08/02/2019	\$374,381.59	08/14/2019	\$372,857.15	08/23/2019	\$427,159.66
08/06/2019	\$374,251.77	08/15/2019	\$372,612.61	08/26/2019	\$424,034.02
08/08/2019	\$381,801.67	08/16/2019	\$371,377.36	08/28/2019	\$421,583.75
08/09/2019	\$376,542.27	08/19/2019	\$371,209.72		
08/12/2019	\$376,272.33	08/20/2019	\$443,375.94		

DEPOSIT SLIP
 NO. 08/08/19
 RIO GALLINAS SCHOOL FOR ECOLOGY AND THE ARTS
 2730 ROMERO ST
 LAS VEGAS, NM 87701
 \$ 7549.90
 08/08/2019
 7094.299

#0000 08/08/2019 \$7,549.90

Southwest Capital Bank
 Rio Gallinas School for Ecology and the Arts
 2730 Romero St
 Las Vegas, NM 87701
 CHECK NO. 10760
 ISSUE DATE: 08/16/2019
 AMOUNT \$1,235.25
 PAY ONE THOUSAND TWO HUNDRED THIRTY FIVE AND 25/100 DOLLARS
 TO Aja Curry
 3303 8th Street
 Las Vegas, NM 87701

#10760 08/16/2019 \$1,235.25

DEPOSIT SLIP
 RIO GALLINAS SCHOOL FOR ECOLOGY AND THE ARTS
 2730 ROMERO ST
 LAS VEGAS, NM 87701
 \$ 167.64
 08/19/2019
 7094.299

#10763 08/19/2019 \$167.64

Southwest Capital Bank
 Rio Gallinas School for Ecology and the Arts
 2730 Romero St
 Las Vegas, NM 87701
 CHECK NO. 10763
 ISSUE DATE: 08/17/2019
 AMOUNT \$167.64
 PAY ONE HUNDRED SIXTY SEVEN AND 64/100 DOLLARS
 TO Kathryn Tches
 PO Box 1534
 Las Vegas, NM 87701

#10763 08/19/2019 \$167.64

DEPOSIT SLIP
 RIO GALLINAS SCHOOL FOR ECOLOGY AND THE ARTS
 2730 ROMERO ST
 LAS VEGAS, NM 87701
 \$ 129.82
 08/06/2019
 7094.299

#10768 08/06/2019 \$129.82

Southwest Capital Bank
 Rio Gallinas School for Ecology and the Arts
 2730 Romero St
 Las Vegas, NM 87701
 CHECK NO. 10768
 ISSUE DATE: 08/28/2019
 AMOUNT \$129.82
 PAY ONE HUNDRED TWENTY NINE AND 82/100 DOLLARS
 TO Bank of America Purchase Card
 1825 East Buckeye Road Dept
 6897
 Phoenix, AZ 85034

#10768 08/06/2019 \$129.82

DEPOSIT SLIP
 RIO GALLINAS SCHOOL FOR ECOLOGY AND THE ARTS
 2730 ROMERO ST
 LAS VEGAS, NM 87701
 \$ 1,406.46
 08/13/2019
 7094.299

#10788 08/13/2019 \$1,406.46

Southwest Capital Bank
 Rio Gallinas School for Ecology and the Arts
 2730 Romero St
 Las Vegas, NM 87701
 CHECK NO. 10788
 ISSUE DATE: 08/07/2019
 AMOUNT \$1,406.46
 PAY ONE THOUSAND FOUR HUNDRED SIX AND 46/100 DOLLARS
 TO City of Las Vegas
 505 12th Street
 Las Vegas, NM 87701

#10788 08/13/2019 \$1,406.46

DEPOSIT SLIP
 RIO GALLINAS SCHOOL FOR ECOLOGY AND THE ARTS
 2730 ROMERO ST
 LAS VEGAS, NM 87701
 \$ 244.54
 08/15/2019
 7094.299

#10789 08/15/2019 \$244.54

Southwest Capital Bank
 Rio Gallinas School for Ecology and the Arts
 2730 Romero St
 Las Vegas, NM 87701
 CHECK NO. 10789
 ISSUE DATE: 08/07/2019
 AMOUNT \$244.54
 PAY TWO HUNDRED FORTY FOUR AND 54/100 DOLLARS
 TO Las Vegas, NM 87701



#10789 08/15/2019 \$244.54

DEPOSIT SLIP
 RIO GALLINAS SCHOOL FOR ECOLOGY AND THE ARTS
 2730 ROMERO ST
 LAS VEGAS, NM 87701
 \$ 485.03
 08/21/2019
 7094.299



#10790 08/21/2019 \$485.03

Southwest Capital Bank
 Rio Gallinas School for Ecology and the Arts
 2730 Romero St
 Las Vegas, NM 87701
 CHECK NO. 10790
 ISSUE DATE: 08/07/2019
 AMOUNT \$485.03
 PAY FOUR HUNDRED EIGHTY FIVE AND 03/100 DOLLARS
 TO Sharp Electronics Corporation
 1 Sharp Plaza
 Mahwah, NJ 07430-1163



#10790 08/21/2019 \$485.03





#10791 08/26/2019 \$1,394.70




#10792 08/28/2019 \$1,416.98



#10793 08/26/2019 \$1,730.94



#10797 08/28/2019 \$1,033.29



#10798 08/28/2019 \$1,033.29