

**Rio Gallinas School for Ecology and the Arts**  
**Financial Update**  
**August 06, 2019**

<b>A.</b>	<b>BARs</b>	<b>BAR #</b>	<b>Fund Description</b>	<b>Type</b>	<b>Amount</b>
	1	068-0004-1920-0001-IB	Instructional Materials	Initial Budget	\$ 7,046
<b>B.</b>	<u>Payroll &amp; Accounts Payable Payment Vouchers</u>				
	1	July 2019			
<b>C.</b>	<u>Financial Statement Reports - as of July 31, 2019</u>				
	1	Financial Analysis			
	2	Bank Reconciliations			
<b>D.</b>	<u>Other</u>				
	1	None			

**Checks Dated 07/01/2019 through 07/31/2019**

Check Number	Check Date	Pay to the Order of	Check Amount
10778	07/05/2019	Harris Technology Services	1,651.09
10780	07/16/2019	NMPSIA Risk	16,260.00
10781	07/15/2019	Aerarium, LLC Alfredo Diaz	19.48
10782	07/15/2019	PNM	350.23
10784	07/22/2019	Cooperative Educational Srvcs	3.07
10785	07/01/2019	NMPSIA	7,247.92
10786	07/26/2019	New Mexico Taxation and Revenue Department	51.60
<b>Total Number of Checks</b>			<b>7</b>
			<b>25,583.39</b>

**Fund Recap**

<u>Fund</u>	<u>Description</u>	<u>Check Count</u>	<u>Expensed Amount</u>
11000	Operational Fund	6	19,137.37
24101	Title I - IASA	2	4,370.25
24106	IDEA-B Entitlement	2	676.40
25153	Title XIX MEDICAID 3/21 Years	1	3.07
27114	NM Reads to Lead K-3	2	1,396.30
Total Number of Checks		<b>7</b>	25,583.39
Less Unpaid Tax Liability			.00
<b>Net (Check Amount)</b>			<b>25,583.39</b>

The preceding Checks have been issued in accordance with the District's Policy and authorization of the Board of Trustees. It is recommended that the preceding Checks be approved.

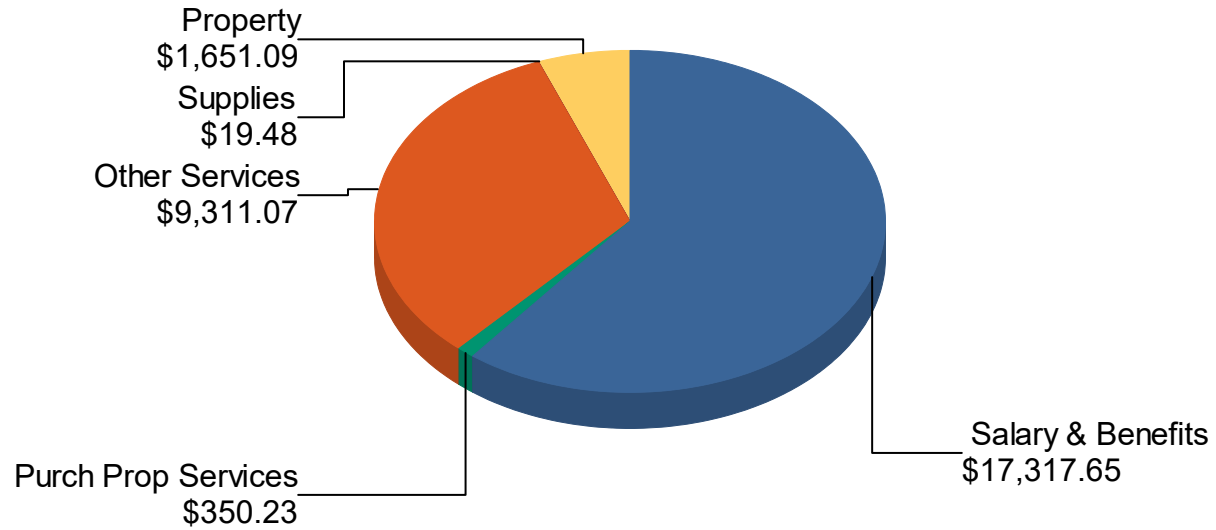
Bank Account 180MAIN - Main Checking Account

Payment Id	Comment						
Check # 10778	11000	07/05/2019	Check Amt	<b>1,651.09</b>	Status Printed	<b>Harris Technology Services (010033/1)</b>	
INV22535	Internet Upgrade of Equipment					11000- 2500- 57332- 0000- 068004- 0000- 00000	1,651.09
* Break in sequence							
Check # 10780	11000	07/16/2019	Check Amt	<b>16,260.00</b>	Status Printed	<b>NMPSIA Risk (000052/1)</b>	
FY20-00368	NMPSIA Risk Premiums FY20					11000- 1000- 52710- 0000- 068004- 0000- 00000	3,956.00
						11000- 2100- 52710- 0000- 068004- 0000- 00000	213.00
						11000- 2300- 52710- 0000- 068004- 0000- 00000	1,246.00
						11000- 2400- 52710- 0000- 068004- 0000- 00000	213.00
						11000- 2600- 52710- 0000- 068004- 0000- 00000	139.00
						11000- 2600- 55200- 0000- 068004- 0000- 00000	7,677.00
						11000- 2700- 52710- 0000- 068004- 0000- 00000	38.00
						11000- 2700- 55200- 0000- 068004- 0000- 00000	1,631.00
						24101- 1000- 52710- 0000- 068004- 0000- 00000	267.00
						24106- 1000- 52710- 0000- 068004- 0000- 00000	230.00
						24106- 2100- 52710- 0000- 068004- 0000- 00000	168.00
						27114- 1000- 52710- 0000- 068004- 0000- 00000	482.00
Check # 10781	11000	07/15/2019	Check Amt	<b>19.48</b>	Status Printed	<b>Aerarium, LLC Alfredo Diaz (010027/2)</b>	
1903-NMRGS	W-2s and 1099s					11000- 2500- 56118- 0000- 068004- 0000- 00000	19.48
Check # 10782	11000	07/15/2019	Check Amt	<b>350.23</b>	Status Printed	<b>PNM (000049/1)</b>	
20190620 LAUDEN	Electricity					11000- 2600- 54411- 0000- 068004- 0000- 00000	131.12
20190620 ROMERO	Electricity					11000- 2600- 54411- 0000- 068004- 0000- 00000	219.11
* Break in sequence							
Check # 10784	25153	07/22/2019	Check Amt	<b>3.07</b>	Status Printed	<b>Cooperative Educational Srvcs (000086/1)</b>	
16-004363	Medicaid Direct Claiming and Software Services					25153- 2500- 55914- 0000- 068004- 0000- 00000	3.07
Check # 10785	11000	07/01/2019	Check Amt	<b>7,247.92</b>	Status Printed	<b>NMPSIA (900001/1)</b>	
20190615-REG	NMPSIA (900001/1) 06/15/2019 (REG)					11000- - 23125- - - -	10,476.74
						24101- - 23125- - - -	4,103.25
						24106- - 23125- - - -	278.40
						27114- - 23125- - - -	914.30
20190617-MAN	NMPSIA (900001/1) 06/17/2019 (MAN)					11000- - 23125- - - -	590.20-
20190629-REG	NMPSIA (900001/1) 06/29/2019 (REG)					11000- - 23125- - - -	1,168.85
DP20-00001	NMPSIA 2019 06 Adj					11000- - 23125- - - -	9,103.42-
Check # 10786	11000	07/26/2019	Check Amt	<b>51.60</b>	Status Printed	<b>New Mexico Taxation and Revenue Department (900013/1)</b>	
20190629-REG	New Mexico Taxation and Re (900013/1) 06/29/2019 (REG)					11000- - 23145- - - -	21.50

**Bank Account 180MAIN - Main Checking Account**

Payment Id		Comment							
Check #	10786	11000	07/26/2019	Check Amt	51.60	Status	Printed	New Mexico Taxation and Revenue Department (900013/1) - continued	
DP20-00002			WC - 2019 Q2 Adj			11000-	- 23145-	-	-
<b>Number of Items</b>		<b>7</b>			<b>25,583.39</b>	<b>Totals for Org 2</b>			

### Actuals Expenditures



Salary & Benefits	\$17,317.65	60.4%
Purch Prof & Tech Serv	\$0.00	0.0%
Purch Prop Services	\$350.23	1.2%
Other Services	\$9,311.07	32.5%
Supplies	\$19.48	0.1%
Property	\$1,651.09	5.8%
Debt Service	\$0.00	0.0%
<b>Total:</b>	<b>\$28,649.52</b>	<b>100.0%</b>

Balances through 07/31/2019					Fiscal Year 2019/20	
Funds- Func- Obj ct - Pr gm- Locat n- Jb Cl - Opt nl	Description	Adopted Budget	Revised Budget	Revenue	Account Balance	
<b>Funds 11000 - Operational, Func 0000 - None</b>						
11000- 0000- 43101- 0000- 068004- 0000- 00000	StEqulzGuarantee	906,269.00	906,269.00	135,869.10	770,399.90	
11000- 0000- 46100- 0000- 068004- 0000- 00000	AccessBrdE-Rate			4,483.19	4,483.19-	
<b>Total for Funds 11000, Func 0000 and Revenue accounts</b>		<b>906,269.00</b>	<b>906,269.00</b>	<b>140,352.29</b>	<b>765,916.71</b>	
<b>Funds 24101 - Title I - IASA, Func 0000 - None</b>						
24101- 0000- 41924- 0000- 068004- 0000- 00000	FlowthrDistChtr	34,500.00	34,500.00		34,500.00	
<b>Total for Funds 24101, Func 0000 and Revenue accounts</b>		<b>34,500.00</b>	<b>34,500.00</b>	<b>.00</b>	<b>34,500.00</b>	
<b>Funds 24106 - IDEABEntitlemnt, Func 0000 - None</b>						
24106- 0000- 41924- 0000- 068004- 0000- 00000	FlowthrDistChtr	25,777.00	25,777.00		25,777.00	
<b>Total for Funds 24106, Func 0000 and Revenue accounts</b>		<b>25,777.00</b>	<b>25,777.00</b>	<b>.00</b>	<b>25,777.00</b>	
<b>Funds 25153 - TitleXIX-3/21Yr, Func 0000 - None</b>						
25153- 0000- 44301- 0000- 068004- 0000- 00000	OthResGtsFedDir	6,300.00	6,300.00	2,010.08	4,289.92	
<b>Total for Funds 25153, Func 0000 and Revenue accounts</b>		<b>6,300.00</b>	<b>6,300.00</b>	<b>2,010.08</b>	<b>4,289.92</b>	
<b>Funds 27107 - 2012GOBondsSB66, Func 0000 - None</b>						
27107- 0000- 43204- 0000- 068004- 0000- 00000	PriorYearBalnce	2,292.00	2,292.00		2,292.00	
<b>Total for Funds 27107, Func 0000 and Revenue accounts</b>		<b>2,292.00</b>	<b>2,292.00</b>	<b>.00</b>	<b>2,292.00</b>	
<b>Funds 27114 - NMReadstoLeadK3, Func 0000 - None</b>						
27114- 0000- 43202- 0000- 068004- 0000- 00000	StFlowThruGrant			8,016.30	8,016.30-	
<b>Total for Funds 27114, Func 0000 and Revenue accounts</b>		<b>.00</b>	<b>.00</b>	<b>8,016.30</b>	<b>8,016.30-</b>	
<b>Funds 31400 - SpcCapOutlaySt, Func 0000 - None</b>						
31400- 0000- 43202- 0000- 068004- 0000- 00000	StFlowThruGrant	30,000.00	30,000.00		30,000.00	
<b>Total for Funds 31400, Func 0000 and Revenue accounts</b>		<b>30,000.00</b>	<b>30,000.00</b>	<b>.00</b>	<b>30,000.00</b>	
<b>Funds 31700 - CapImprvmtsSB-9, Func 0000 - None</b>						
31700- 0000- 43202- 0000- 068004- 0000- 00000	StFlowThruGrant			8,186.40	8,186.40-	
31700- 0000- 43214- 0000- 068004- 0000- 00000	InterGovCntREC	13,723.00	13,723.00		13,723.00	
<b>Total for Funds 31700, Func 0000 and Revenue accounts</b>		<b>13,723.00</b>	<b>13,723.00</b>	<b>8,186.40</b>	<b>5,536.60</b>	
<b>Total for Org 180 - Rio Gallinas School for Ecology and the Arts</b>		<b>1,018,861.00</b>	<b>1,018,861.00</b>	<b>158,565.07</b>	<b>860,295.93</b>	

Balances through 07/31/2019						Fiscal Year 2019/20	
Funds- Func- Obj ct - Pr gm- Locat n- JbCl - Opt nl	Description	Adopted Budget	Revised Budget	Encumbered	Expenditure	Account Balance	
<b>Funds 11000 - Operational, Func 1000 - Instruction</b>							
11000- 1000- 51100- 0000- 068004- 1611- 00000	SalariesExpense,Subs-Sick	5,000.00	5,000.00			5,000.00	
11000- 1000- 51100- 1010- 068004- 1411- 00000	SalariesExpense,Teachers	317,868.00	317,868.00	171,069.36		146,798.64	
11000- 1000- 51100- 1010- 068004- 1711- 00000	SalariesExpense,InstAssts	17,717.00	17,717.00	20,369.52		2,652.52-	
11000- 1000- 51100- 2000- 068004- 1412- 00000	SalariesExpense,Teachers	46,230.00	46,230.00	37,687.44		8,542.56	
11000- 1000- 51300- 1010- 068004- 1411- 00000	AddtnlCompenstn,Teachers	13,589.00	13,589.00	2,666.64		10,922.36	
11000- 1000- 51300- 1010- 068004- 1711- 00000	AddtnlCompenstn,InstAssts	1,500.00	1,500.00	1,500.00			
11000- 1000- 51300- 9000- 068004- 1411- 00000	AddtnlCompenstn,Teachers	1,000.00	1,000.00	1,000.08		.08-	
11000- 1000- 52111- 0000- 068004- 0000- 00000	EducRetirement	56,008.00	56,008.00	33,152.16		22,855.84	
11000- 1000- 52112- 0000- 068004- 0000- 00000	ERARetireeHlth	8,061.00	8,061.00	4,686.24		3,374.76	
11000- 1000- 52210- 0000- 068004- 0000- 00000	FICA Payments	24,986.00	24,986.00	13,625.52		11,360.48	
11000- 1000- 52220- 0000- 068004- 0000- 00000	MedicarePaymnts	5,851.00	5,851.00	3,186.48		2,664.52	
11000- 1000- 52311- 0000- 068004- 0000- 00000	Hth&MedPremiums	43,641.00	43,641.00	20,036.64		23,604.36	
11000- 1000- 52312- 0000- 068004- 0000- 00000	Life	288.00	288.00	190.50		97.50	
11000- 1000- 52313- 0000- 068004- 0000- 00000	Dental	2,544.00	2,544.00	1,387.68		1,156.32	
11000- 1000- 52314- 0000- 068004- 0000- 00000	Vision	355.00	355.00	152.64		202.36	
11000- 1000- 52315- 0000- 068004- 0000- 00000	Disability	692.00	692.00	398.64		293.36	
11000- 1000- 52500- 0000- 068004- 0000- 00000	UnemploymntComp	5,000.00	5,000.00			5,000.00	
11000- 1000- 52710- 0000- 068004- 0000- 00000	WorkersCompPrem	5,672.00	5,672.00		3,956.00	1,716.00	
11000- 1000- 52720- 0000- 068004- 0000- 00000	WorkrsCompERFee	99.00	99.00	37.08		61.92	
11000- 1000- 53330- 1010- 068004- 0000- 00000	ProfessDevelop	1,000.00	1,000.00			1,000.00	
11000- 1000- 53711- 1010- 068004- 0000- 00000	Other Charges	300.00	300.00			300.00	
11000- 1000- 54630- 1010- 068004- 0000- 00000	RentalCompEqpmt	4,245.00	4,245.00	4,245.00			
11000- 1000- 55817- 9000- 068004- 0000- 00000	Student Travel	2,000.00	2,000.00			2,000.00	
11000- 1000- 55915- 1010- 068004- 0000- 00000	OthContractSvcs	3,000.00	3,000.00	2,000.00		1,000.00	
11000- 1000- 55915- 1020- 068004- 0000- 00000	OthContractSvcs	11,225.00	11,225.00	6,225.00		5,000.00	
11000- 1000- 56112- 1010- 068004- 0000- 00000	Other Textbooks	2,500.00	2,500.00			2,500.00	
11000- 1000- 56118- 1010- 068004- 0000- 00000	GenSuppliesMats	5,000.00	5,000.00			5,000.00	
11000- 1000- 56118- 1020- 068004- 0000- 00000	GenSuppliesMats	700.00	700.00			700.00	
11000- 1000- 57331- 1010- 068004- 0000- 00000	FixedAssets>\$5k	184,235.00	184,235.00			184,235.00	
<b>Total for Func 1000 and Expense accounts</b>		<b>770,306.00</b>	<b>770,306.00</b>	<b>323,616.62</b>	<b>3,956.00</b>	<b>442,733.38</b>	
<b>Funds 11000 - Operational, Func 2100 - SuppSvcsStudnts</b>							
11000- 2100- 51100- 0000- 068004- 1511- 00000	SalariesExpense,Data Proc	17,500.00	17,500.00	17,500.08		.08-	
11000- 2100- 51100- 2000- 068004- 1211- 00000	SalariesExpense,Coord/Sub			6,909.36		6,909.36-	
11000- 2100- 51300- 0000- 068004- 1218- 00000	AddtnlCompenstn,Sch/Stude	1,000.00	1,000.00	499.92		500.08	
11000- 2100- 51300- 2000- 068004- 1211- 00000	AddtnlCompenstn,Coord/Sub	5,000.00	5,000.00	4,999.92		.08	
11000- 2100- 52111- 0000- 068004- 0000- 00000	EducRetirement	3,267.00	3,267.00	4,232.16		965.16-	

Selection Grouped by Account Type, Filtered by User Permissions, (Org = 180, Online/Offline = N, UnPosted JEs? = N, Assets and Liabilities? = N, Restricted Accts? = Y, Objct = 51000..59999, Obj Digits = 0, Page Break Lvl = )

Balances through 07/31/2019						Fiscal Year 2019/20
Funds- Func- Obj ct - Pr gm- Locat n- Jb Cl - Opt nl	Description	Adopted Budget	Revised Budget	Encumbered	Expenditure	Account Balance
<b>Funds 11000 - Operational, Func 2100 - SuppSvcsStudnts (continued)</b>						
11000- 2100- 52112- 0000- 068004- 0000- 00000	ERARetireeHlth	470.00	470.00	598.31		128.31-
11000- 2100- 52210- 0000- 068004- 0000- 00000	FICA Payments	1,457.00	1,457.00	1,731.36		274.36-
11000- 2100- 52220- 0000- 068004- 0000- 00000	MedicarePaymnts	342.00	342.00	405.11		63.11-
11000- 2100- 52311- 0000- 068004- 0000- 00000	Hth&MedPremiums	2,454.00	2,454.00	2,877.12		423.12-
11000- 2100- 52312- 0000- 068004- 0000- 00000	Life	15.00	15.00	17.78		2.78-
11000- 2100- 52313- 0000- 068004- 0000- 00000	Dental			25.68		25.68-
11000- 2100- 52314- 0000- 068004- 0000- 00000	Vision	27.00	27.00	28.80		1.80-
11000- 2100- 52315- 0000- 068004- 0000- 00000	Disability	72.00	72.00	69.84		2.16
11000- 2100- 52710- 0000- 068004- 0000- 00000	WorkersCompPrem	257.00	257.00		213.00	44.00
11000- 2100- 52720- 0000- 068004- 0000- 00000	WorkrsCompERFee	5.00	5.00	7.86		2.86-
11000- 2100- 53211- 2000- 068004- 0000- 00000	DiagsContracted	4,000.00	4,000.00	4,000.00		
11000- 2100- 53212- 2000- 068004- 0000- 00000	SpeechThrpsCont	6,100.00	6,100.00	6,100.00		
11000- 2100- 53213- 2000- 068004- 0000- 00000	OccThrpstCont	1,500.00	1,500.00	1,500.00		
11000- 2100- 53215- 2000- 068004- 0000- 00000	PsychologtsCont	12,000.00	12,000.00	12,000.00		
11000- 2100- 53330- 2000- 068004- 0000- 00000	ProfessDevelop	1,500.00	1,500.00			1,500.00
11000- 2100- 56118- 2000- 068004- 0000- 00000	GenSuppliesMats	250.00	250.00			250.00
<b>Total for Func 2100 and Expense accounts</b>		<b>57,216.00</b>	<b>57,216.00</b>	<b>63,503.30</b>	<b>213.00</b>	<b>6,500.30-</b>
<b>Funds 11000 - Operational, Func 2200 - Suppt Svcs Inst</b>						
11000- 2200- 56113- 0000- 068004- 0000- 00000	Software	4,000.00	4,000.00	4,000.00		
11000- 2200- 56118- 0000- 068004- 0000- 00000	GenSuppliesMats	250.00	250.00			250.00
<b>Total for Func 2200 and Expense accounts</b>		<b>4,250.00</b>	<b>4,250.00</b>	<b>4,000.00</b>	<b>.00</b>	<b>250.00</b>
<b>Funds 11000 - Operational, Func 2300 - SupptSvcs-Admin</b>						
11000- 2300- 51100- 0000- 068004- 1111- 00000	SalariesExpense,Superinte	97,000.00	97,000.00	88,916.74	8,083.34	.08-
11000- 2300- 52111- 0000- 068004- 0000- 00000	EducRetirement	13,483.00	13,483.00	12,581.80	1,143.80	242.60-
11000- 2300- 52112- 0000- 068004- 0000- 00000	ERARetireeHlth	1,940.00	1,940.00	1,778.26	161.66	.08
11000- 2300- 52210- 0000- 068004- 0000- 00000	FICA Payments	6,014.00	6,014.00	5,353.26	486.66	174.08
11000- 2300- 52220- 0000- 068004- 0000- 00000	MedicarePaymnts	1,407.00	1,407.00	1,252.02	113.82	41.16
11000- 2300- 52311- 0000- 068004- 0000- 00000	Hth&MedPremiums	4,207.00	4,207.00	3,641.00	331.00	235.00
11000- 2300- 52312- 0000- 068004- 0000- 00000	Life	29.00	29.00	25.96	2.36	.68
11000- 2300- 52313- 0000- 068004- 0000- 00000	Dental	206.00	206.00	179.74	16.34	9.92
11000- 2300- 52314- 0000- 068004- 0000- 00000	Vision	46.00	46.00	41.36	3.76	.88
11000- 2300- 52315- 0000- 068004- 0000- 00000	Disability	338.00	338.00	252.01	22.91	63.08
11000- 2300- 52710- 0000- 068004- 0000- 00000	WorkersCompPrem	1,421.00	1,421.00		1,246.00	175.00
11000- 2300- 52720- 0000- 068004- 0000- 00000	WorkrsCompERFee	10.00	10.00	9.20		.80
11000- 2300- 53411- 0000- 068004- 0000- 00000	Auditing	5,600.00	5,600.00	5,600.00		
11000- 2300- 53413- 0000- 068004- 0000- 00000	Legal	2,500.00	2,500.00	2,500.00		

Selection Grouped by Account Type, Filtered by User Permissions, (Org = 180, Online/Offline = N, UnPosted JEs? = N, Assets and Liabilities? = N, Restricted Accts? = Y, Objct = 51000..59999, Obj Digits = 0, Page Break Lvl = )



Balances through 07/31/2019						Fiscal Year 2019/20	
Funds- Func- Obj ct - Pr gm- Locat n- Jb Cl - Opt nl	Description	Adopted Budget	Revised Budget	Encumbered	Expenditure	Account Balance	
<b>Funds 11000 - Operational, Func 2300 - SupptSvcs-Admin (continued)</b>							
11000- 2300- 55400- 0000- 068004- 0000- 00000	Advertising	700.00	700.00			700.00	
11000- 2300- 55811- 0000- 068004- 0000- 00000	Board Travel	1,000.00	1,000.00			1,000.00	
11000- 2300- 55812- 0000- 068004- 0000- 00000	Board Training	1,500.00	1,500.00			1,500.00	
<b>Total for Func 2300 and Expense accounts</b>		<b>137,401.00</b>	<b>137,401.00</b>	<b>122,131.35</b>	<b>11,611.65</b>	<b>3,658.00</b>	
<b>Funds 11000 - Operational, Func 2400 - SupSvcsSchAdmin</b>							
11000- 2400- 51100- 0000- 068004- 1217- 00000	SalariesExpense,Sec/Crcl/	17,500.00	17,500.00	17,500.08		.08-	
11000- 2400- 51300- 0000- 068004- 1217- 00000	AddtnlCompenstn,Sec/Crcl/	204.00	204.00	204.00			
11000- 2400- 52111- 0000- 068004- 0000- 00000	EducRetirement	2,462.00	2,462.00	2,505.18		43.18-	
11000- 2400- 52112- 0000- 068004- 0000- 00000	ERARetireeHlth	355.00	355.00	354.01		.99	
11000- 2400- 52210- 0000- 068004- 0000- 00000	FICA Payments	1,098.00	1,098.00	1,014.65		83.35	
11000- 2400- 52220- 0000- 068004- 0000- 00000	MedicarePaymnts	257.00	257.00	237.21		19.79	
11000- 2400- 52311- 0000- 068004- 0000- 00000	Hth&MedPremiums	2,454.00	2,454.00	1,986.00		468.00	
11000- 2400- 52312- 0000- 068004- 0000- 00000	Life	15.00	15.00	12.98		2.02	
11000- 2400- 52314- 0000- 068004- 0000- 00000	Vision	27.00	27.00	22.56		4.44	
11000- 2400- 52315- 0000- 068004- 0000- 00000	Disability	72.00	72.00	48.72		23.28	
11000- 2400- 52710- 0000- 068004- 0000- 00000	WorkersCompPrem	257.00	257.00		213.00	44.00	
11000- 2400- 52720- 0000- 068004- 0000- 00000	WorkrsCompERFee	5.00	5.00	6.90		1.90-	
11000- 2400- 53330- 0000- 068004- 0000- 00000	ProfessDevelop	1,000.00	1,000.00			1,000.00	
11000- 2400- 53414- 0000- 068004- 0000- 00000	OthProfTechSvcs	1,200.00	1,200.00			1,200.00	
11000- 2400- 53711- 0000- 068004- 0000- 00000	Other Charges	800.00	800.00	800.00			
11000- 2400- 55813- 0000- 068004- 0000- 00000	EmpTravNonTeach	1,000.00	1,000.00			1,000.00	
11000- 2400- 56118- 0000- 068004- 0000- 00000	GenSuppliesMats	500.00	500.00			500.00	
<b>Total for Func 2400 and Expense accounts</b>		<b>29,206.00</b>	<b>29,206.00</b>	<b>24,692.29</b>	<b>213.00</b>	<b>4,300.71</b>	
<b>Funds 11000 - Operational, Func 2500 - Central Svcs</b>							
11000- 2500- 53414- 0000- 068004- 0000- 00000	OthProfTechSvcs	84,702.00	84,702.00	83,880.79		821.21	
11000- 2500- 53711- 0000- 068004- 0000- 00000	Other Charges	150.00	150.00			150.00	
11000- 2500- 56113- 0000- 068004- 0000- 00000	Software	17,260.00	17,260.00	17,260.00			
11000- 2500- 56118- 0000- 068004- 0000- 00000	GenSuppliesMats	200.00	200.00		19.48	180.52	
11000- 2500- 57332- 0000- 068004- 0000- 00000	SupplAssets<\$5k				1,651.09	1,651.09-	
<b>Total for Func 2500 and Expense accounts</b>		<b>102,312.00</b>	<b>102,312.00</b>	<b>101,140.79</b>	<b>1,670.57</b>	<b>499.36-</b>	
<b>Funds 11000 - Operational, Func 2600 - Op&amp;MaintofPlant</b>							
11000- 2600- 51300- 0000- 068004- 1614- 00000	AddtnlCompenstn,Maintenan	1,000.00	1,000.00	923.04		76.96	
11000- 2600- 52111- 0000- 068004- 0000- 00000	EducRetirement	139.00	139.00	130.80		8.20	
11000- 2600- 52112- 0000- 068004- 0000- 00000	ERARetireeHlth	20.00	20.00	18.48		1.52	
11000- 2600- 52210- 0000- 068004- 0000- 00000	FICA Payments	62.00	62.00	57.12		4.88	

Selection Grouped by Account Type, Filtered by User Permissions, (Org = 180, Online/Offline = N, UnPosted JEs? = N, Assets and Liabilities? = N, Restricted Accts? = Y, Objct = 51000..59999, Obj Digits = 0, Page Break Lvl = )

Balances through 07/31/2019						Fiscal Year 2019/20	
Funds- Func- Obj ct - Pr gm- Locat n- JbCl - Opt nl	Description	Adopted Budget	Revised Budget	Encumbered	Expenditure	Account Balance	
<b>Funds 11000 - Operational, Func 2600 - Op&amp;MaintofPlant (continued)</b>							
11000-2600-52220-0000-068004-0000-00000	MedicarePaymnts	15.00	15.00	13.44		1.56	
11000-2600-52710-0000-068004-0000-00000	WorkersCompPrem				139.00	139.00-	
11000-2600-54311-0000-068004-0000-00000	MntRepFrnFixEqp	200.00	200.00			200.00	
11000-2600-54411-0000-068004-0000-00000	Electricity	1,161.00	1,161.00	7,000.00	350.23	6,189.23-	
11000-2600-54412-0000-068004-0000-00000	NatGasBuildings	11,500.00	11,500.00	12,173.59		673.59-	
11000-2600-54415-0000-068004-0000-00000	Water/Sewage	14,920.00	14,920.00	16,223.06		1,303.06-	
11000-2600-54416-0000-068004-0000-00000	CommunicatnSvcs	6,000.00	6,000.00	7,086.26		1,086.26-	
11000-2600-54610-0000-068004-0000-00000	RentLandBldngs	6,351.00	6,351.00	3,638.00		2,713.00	
11000-2600-55200-0000-068004-0000-00000	PropertyLiablns	7,586.00	7,586.00		7,677.00	91.00-	
11000-2600-55915-0000-068004-0000-00000	OthContractSvcs			11,696.50		11,696.50-	
11000-2600-56118-0000-068004-0000-00000	GenSuppliesMats	2,000.00	2,000.00			2,000.00	
<b>Total for Func 2600 and Expense accounts</b>		<b>50,954.00</b>	<b>50,954.00</b>	<b>58,960.29</b>	<b>8,166.23</b>	<b>16,172.52-</b>	
<b>Funds 11000 - Operational, Func 2700 - StudentTranspnt</b>							
11000-2700-51100-0000-068004-1622-00000	SalariesExpense, Bus Drive	1,605.00	1,605.00			1,605.00	
11000-2700-52111-0000-068004-0000-00000	EducRetirement	224.00	224.00			224.00	
11000-2700-52112-0000-068004-0000-00000	ERARetireeHlth	33.00	33.00			33.00	
11000-2700-52210-0000-068004-0000-00000	FICA Payments	100.00	100.00			100.00	
11000-2700-52220-0000-068004-0000-00000	MedicarePaymnts	24.00	24.00			24.00	
11000-2700-52312-0000-068004-0000-00000	Life	29.00	29.00			29.00	
11000-2700-52710-0000-068004-0000-00000	WorkersCompPrem	24.00	24.00		38.00	14.00-	
11000-2700-52720-0000-068004-0000-00000	WorkrsCompERFee	10.00	10.00			10.00	
11000-2700-54314-0000-068004-0000-00000	MntRepBuses	1,000.00	1,000.00	1,000.00			
11000-2700-55200-0000-068004-0000-00000	PropertyLiablns	1,614.00	1,614.00		1,631.00	17.00-	
11000-2700-56211-0000-068004-0000-00000	Gasoline	500.00	500.00			500.00	
<b>Total for Func 2700 and Expense accounts</b>		<b>5,163.00</b>	<b>5,163.00</b>	<b>1,000.00</b>	<b>1,669.00</b>	<b>2,494.00</b>	
<b>Funds 11000 - Operational, Func 2900 - Oth Suppt Svcs</b>							
11000-2900-58219-0000-068004-0000-00000	PayStMchMedcad	250.00	250.00			250.00	
<b>Total for Func 2900 and Expense accounts</b>		<b>250.00</b>	<b>250.00</b>	<b>.00</b>	<b>.00</b>	<b>250.00</b>	
<b>Funds 11000 - Operational, Func 3100 - FoodSvcsOpertns</b>							
11000-3100-51300-0000-068004-1617-00000	AddtnlCompenstn, Food Serv	3,500.00	3,500.00	1,500.00		2,000.00	
11000-3100-52111-0000-068004-0000-00000	EducRetirement	487.00	487.00	212.16		274.84	
11000-3100-52112-0000-068004-0000-00000	ERARetireeHlth	70.00	70.00	30.00		40.00	
11000-3100-52210-0000-068004-0000-00000	FICA Payments	217.00	217.00	93.12		123.88	
11000-3100-52220-0000-068004-0000-00000	MedicarePaymnts	51.00	51.00	21.84		29.16	
<b>Total for Func 3100 and Expense accounts</b>		<b>4,325.00</b>	<b>4,325.00</b>	<b>1,857.12</b>	<b>.00</b>	<b>2,467.88</b>	

Selection Grouped by Account Type, Filtered by User Permissions, (Org = 180, Online/Offline = N, UnPosted JEs? = N, Assets and Liabilities? = N, Restricted Accts? = Y, Objct = 51000..59999, Obj Digits = 0, Page Break Lvl = )

Balances through 07/31/2019

Fiscal Year 2019/20

Funds- Func- Obj ct - Pr gm- Locat n- Jb Cl - Opt nl	Description	Adopted Budget	Revised Budget	Encumbered	Expenditure	Account Balance
<b>Total for Funds 11000</b>		<b>1,161,383.00</b>	<b>1,161,383.00</b>	<b>700,901.76</b>	<b>27,499.45</b>	<b>432,981.79</b>
<b>Funds 24101 - Title I - IASA, Func 1000 - Instruction</b>						
24101- 1000- 51100- 1010- 068004- 1711- 00000	SalariesExpense,InstAssts	15,082.00	15,082.00	18,582.00		3,500.00-
24101- 1000- 51300- 1010- 068004- 1411- 00000	AddtnlCompenstn,Teachers	11,920.00	11,920.00			11,920.00
24101- 1000- 52111- 0000- 068004- 0000- 00000	EducRetirement	4,239.00	4,239.00	2,629.44		1,609.56
24101- 1000- 52112- 0000- 068004- 0000- 00000	ERARetireeHlth	611.00	611.00	371.52		239.48
24101- 1000- 52210- 0000- 068004- 0000- 00000	FICA Payments	1,893.00	1,893.00	786.72		1,106.28
24101- 1000- 52220- 0000- 068004- 0000- 00000	MedicarePaymnts	443.00	443.00	184.08		258.92
24101- 1000- 52311- 0000- 068004- 0000- 00000	Hth&MedPremiums			12,974.88		12,974.88-
24101- 1000- 52312- 0000- 068004- 0000- 00000	Life	29.00	29.00	35.40		6.40-
24101- 1000- 52313- 0000- 068004- 0000- 00000	Dental			684.48		684.48-
24101- 1000- 52314- 0000- 068004- 0000- 00000	Vision			88.08		88.08-
24101- 1000- 52710- 0000- 068004- 0000- 00000	WorkersCompPrem	273.00	273.00		267.00	6.00
24101- 1000- 52720- 0000- 068004- 0000- 00000	WorkrsCompERFee	10.00	10.00	6.90		3.10
<b>Total for Funds 24101, Func 1000 and Expense accounts</b>		<b>34,500.00</b>	<b>34,500.00</b>	<b>36,343.50</b>	<b>267.00</b>	<b>2,110.50-</b>
<b>Funds 24106 - IDEABEntitlemnt, Func 1000 - Instruction</b>						
24106- 1000- 51100- 2000- 068004- 1712- 00000	SalariesExpense,InstAssts	15,987.00	15,987.00	13,147.68		2,839.32
24106- 1000- 52111- 0000- 068004- 0000- 00000	EducRetirement	2,223.00	2,223.00	1,860.48		362.52
24106- 1000- 52112- 0000- 068004- 0000- 00000	ERARetireeHlth	320.00	320.00	263.04		56.96
24106- 1000- 52210- 0000- 068004- 0000- 00000	FICA Payments	992.00	992.00	815.04		176.96
24106- 1000- 52220- 0000- 068004- 0000- 00000	MedicarePaymnts	232.00	232.00	190.56		41.44
24106- 1000- 52312- 0000- 068004- 0000- 00000	Life	29.00	29.00	26.55		2.45
24106- 1000- 52710- 0000- 068004- 0000- 00000	WorkersCompPrem	235.00	235.00		230.00	5.00
24106- 1000- 52720- 0000- 068004- 0000- 00000	WorkrsCompERFee	10.00	10.00	5.19		4.81
<b>Total for Func 1000 and Expense accounts</b>		<b>20,028.00</b>	<b>20,028.00</b>	<b>16,308.54</b>	<b>230.00</b>	<b>3,489.46</b>
<b>Funds 24106 - IDEABEntitlemnt, Func 2100 - SuppSvcsStudnts</b>						
24106- 2100- 51100- 2000- 068004- 1211- 00000	SalariesExpense,Coord/Sub	4,020.00	4,020.00	5,653.20		1,633.20-
24106- 2100- 52111- 0000- 068004- 0000- 00000	EducRetirement	559.00	559.00	799.92		240.92-
24106- 2100- 52112- 0000- 068004- 0000- 00000	ERARetireeHlth	81.00	81.00	113.04		32.04-
24106- 2100- 52210- 0000- 068004- 0000- 00000	FICA Payments	250.00	250.00	318.00		68.00-
24106- 2100- 52220- 0000- 068004- 0000- 00000	MedicarePaymnts	59.00	59.00	74.40		15.40-
24106- 2100- 52311- 0000- 068004- 0000- 00000	Hth&MedPremiums	669.00	669.00	729.12		60.12-
24106- 2100- 52312- 0000- 068004- 0000- 00000	Life	8.00	8.00	4.05		3.95
24106- 2100- 52313- 0000- 068004- 0000- 00000	Dental	20.00	20.00	21.12		1.12-
24106- 2100- 52314- 0000- 068004- 0000- 00000	Vision	5.00	5.00	5.04		.04-
24106- 2100- 52315- 0000- 068004- 0000- 00000	Disability	18.00	18.00	17.28		.72

Selection Grouped by Account Type, Filtered by User Permissions, (Org = 180, Online/Offline = N, UnPosted JEs? = N, Assets and Liabilities? = N, Restricted Accts? = Y, Objct = 51000..59999, Obj Digits = 0, Page Break Lvl = )

**Balances through 07/31/2019** **Fiscal Year 2019/20**

Funds- Func- Obj ct - Pr gm- Locat n- JbCl - Opt nl	Description	Adopted Budget	Revised Budget	Encumbered	Expenditure	Account Balance
<b>Funds 24106 - IDEABEntitlemnt, Func 2100 - SuppSvcsStudnts (continued)</b>						
24106- 2100- 52710- 0000- 068004- 0000- 00000	WorkersCompPrem	59.00	59.00		168.00	109.00-
24106- 2100- 52720- 0000- 068004- 0000- 00000	WorkrsCompERFee	1.00	1.00	.78		.22
<b>Total for Func 2100 and Expense accounts</b>		<b>5,749.00</b>	<b>5,749.00</b>	<b>7,735.95</b>	<b>168.00</b>	<b>2,154.95-</b>
<b>Total for Funds 24106</b>		<b>25,777.00</b>	<b>25,777.00</b>	<b>24,044.49</b>	<b>398.00</b>	<b>1,334.51</b>
<b>Funds 25153 - TitleXIX-3/21Yr, Func 1000 - Instruction</b>						
25153- 1000- 55915- 1010- 068004- 0000- 00000	OthContractSvcs	100.00	100.00			100.00
<b>Total for Func 1000 and Expense accounts</b>		<b>100.00</b>	<b>100.00</b>	<b>.00</b>	<b>.00</b>	<b>100.00</b>
<b>Funds 25153 - TitleXIX-3/21Yr, Func 2100 - SuppSvcsStudnts</b>						
25153- 2100- 53212- 2000- 068004- 0000- 00000	SpeechThrpsCont	5,750.00	5,750.00	5,750.00		
25153- 2100- 55813- 2000- 068004- 0000- 00000	EmpTravNonTeach	350.00	350.00			350.00
<b>Total for Func 2100 and Expense accounts</b>		<b>6,100.00</b>	<b>6,100.00</b>	<b>5,750.00</b>	<b>.00</b>	<b>350.00</b>
<b>Funds 25153 - TitleXIX-3/21Yr, Func 2500 - Central Svcs</b>						
25153- 2500- 55914- 0000- 068004- 0000- 00000	CnrctrsIntrAgcy	100.00	100.00	100.00	3.07	3.07-
<b>Total for Func 2500 and Expense accounts</b>		<b>100.00</b>	<b>100.00</b>	<b>100.00</b>	<b>3.07</b>	<b>3.07-</b>
<b>Total for Funds 25153</b>		<b>6,300.00</b>	<b>6,300.00</b>	<b>5,850.00</b>	<b>3.07</b>	<b>446.93</b>
<b>Funds 27107 - 2012GOBondsSB66, Func 2200 - Suppt Svcs Inst</b>						
27107- 2200- 56114- 0000- 068004- 0000- 00000	LibraryAudioVis	2,292.00	2,292.00			2,292.00
<b>Total for Funds 27107, Func 2200 and Expense accounts</b>		<b>2,292.00</b>	<b>2,292.00</b>	<b>.00</b>	<b>.00</b>	<b>2,292.00</b>
<b>Funds 27114 - NMReadstoLeadK3, Func 1000 - Instruction</b>						
27114- 1000- 51100- 1010- 068004- 1411- 00000	SalariesExpense,Teachers			31,031.04		31,031.04-
27114- 1000- 52111- 0000- 068004- 0000- 00000	EducRetirement			4,391.04		4,391.04-
27114- 1000- 52112- 0000- 068004- 0000- 00000	ERARetireeHlth			620.64		620.64-
27114- 1000- 52210- 0000- 068004- 0000- 00000	FICA Payments			1,815.84		1,815.84-
27114- 1000- 52220- 0000- 068004- 0000- 00000	MedicarePaymnts			424.56		424.56-
27114- 1000- 52311- 0000- 068004- 0000- 00000	Hth&MedPremiums			2,462.64		2,462.64-
27114- 1000- 52312- 0000- 068004- 0000- 00000	Life			21.90		21.90-
27114- 1000- 52313- 0000- 068004- 0000- 00000	Dental			121.68		121.68-
27114- 1000- 52314- 0000- 068004- 0000- 00000	Vision			28.08		28.08-
27114- 1000- 52710- 0000- 068004- 0000- 00000	WorkersCompPrem				482.00	482.00-
27114- 1000- 52720- 0000- 068004- 0000- 00000	WorkrsCompERFee			4.29		4.29-
<b>Total for Funds 27114, Func 1000 and Expense accounts</b>		<b>.00</b>	<b>.00</b>	<b>40,921.71</b>	<b>482.00</b>	<b>41,403.71-</b>
<b>Funds 29102 - PrivDirGrntsCat, Func 1000 - Instruction</b>						
29102- 1000- 56118- 1010- 068004- 0000- 00000	GenSuppliesMats	957.00	957.00			957.00
<b>Total for Funds 29102, Func 1000 and Expense accounts</b>		<b>957.00</b>	<b>957.00</b>	<b>.00</b>	<b>.00</b>	<b>957.00</b>

Selection Grouped by Account Type, Filtered by User Permissions, (Org = 180, Online/Offline = N, UnPosted JEs? = N, Assets and Liabilities? = N, Restricted Accts? = Y, Objct = 51000..59999, Obj Digits = 0, Page Break Lvl = )

Balances through 07/31/2019						Fiscal Year 2019/20
Funds- Func- Obj ct - Pr gm- Locat n- JbCl - Opt nl	Description	Adopted Budget	Revised Budget	Encumbered	Expenditure	Account Balance
<b>Funds 31400 - SpcCapOutlaySt, Func 4000 - Capital Outay</b>						
31400- 4000- 57331- 0000- 068004- 0000- 00000	FixedAssets>\$5k	30,000.00	30,000.00	20,928.73		9,071.27
31400- 4000- 57332- 0000- 068004- 0000- 00000	SupplAssets<\$5k			3,435.30		3,435.30-
<b>Total for Funds 31400, Func 4000 and Expense accounts</b>		<b>30,000.00</b>	<b>30,000.00</b>	<b>24,364.03</b>	<b>.00</b>	<b>5,635.97</b>
<b>Funds 31700 - CapImprvmtsSB-9, Func 4000 - Capital Outay</b>						
31700- 4000- 57332- 0000- 068004- 0000- 00000	SupplAssets<\$5k	13,723.00	13,723.00			13,723.00
<b>Total for Funds 31700, Func 4000 and Expense accounts</b>		<b>13,723.00</b>	<b>13,723.00</b>	<b>.00</b>	<b>.00</b>	<b>13,723.00</b>
<b>Total for Org 180 - Rio Gallinas School for Ecology and the Arts</b>		<b>1,274,932.00</b>	<b>1,274,932.00</b>	<b>832,425.49</b>	<b>28,649.52</b>	<b>413,856.99</b>

Balances through July				Fiscal Year 2019/20
Funds	Description	Debit	Credit	Account Balance
<b>Objct 11011 - Bank Accounts</b>				
11000	Operational Fund	396,972.12	36,049.78	360,922.34
14000	Inst. Materials Fund		148.39	148.39-
21000	Food Services Fund	1,804.86		1,804.86
24101	Title I - IASA	4,107.15	4,370.25	263.10-
24106	IDEA-B Entitlement	283.30	676.40	393.10-
25153	Title XIX MEDICAID 3/21 Years	14,151.88	3.07	14,148.81
27107	2012 GOBond Std. Library SB-66		3,114.12	3,114.12-
27114	NM Reads to Lead K-3	8,016.30	16,044.80	8,028.50-
29102	Private Dir Grants-Categorical	956.96		956.96
31200	Public School Capital Outlay		9,444.50	9,444.50-
31700	Capital Improv. SB9	8,186.40	8,186.40	
90100	Student Activity	3,424.23		3,424.23
90101	Student Activity-MiddleSchool	407.05		407.05
90106	Art Fund	100.00		100.00
90107	4th & 5th Grade Fund	132.00		132.00
90110	Staff Appreciation	50.00		50.00
<b>Total for Org 180, Objct 11011 and Asset accounts</b>		<b>438,592.25</b>	<b>78,037.71</b>	<b>360,554.54</b>

Statement Date 07/31/2019

Cash Object 11011

Status Submitted

Journal Entry #

Bank Statement Ending Balance	371,445.49	Service Charge	0.00
Less: Uncleared Payments	10,890.95	Interest Earned	0.00
Add: Uncleared Deposits	0.00		
Add: Uncleared Other	0.00	Cleared Payments	64,870.17
Adjusted Bank Balance	360,554.54	Cleared Deposits	158,565.07
System Cash Balance	360,554.54	Cleared Other	0.00
Add: Unposted Charges and Interest	0.00		
Revised System Cash Balance	360,554.54	Submitted By	RRUNYAN, 08/05/2019
Difference	0.00	Posted By	

Uncleared Payments

Issued	Check #	Check Amount	Pay To Name	Vendor ID	Emp ID	Bank Acct
04/24/19	10690	157.26	Aja Currey	000070		180MAIN
06/15/19	10760	1,235.25	Aja Currey		000002	180MAIN
06/17/19	10763	167.64	Kathryn Tiches		000066	180MAIN
06/20/19	10767	739.80	Gensys Computer Sales	010009		180MAIN
06/26/19	10768	129.82	Bank of America Purchase Card	000133		180MAIN
06/29/19	10775	8,438.63	West Las Vegas Schools	000036		180MAIN
07/15/19	10781	19.48	Aerarium, LLC Alfredo Diaz	010027		180MAIN
07/22/19	10784	3.07	Cooperative Educational Srvcs	000086		180MAIN
		<b>10,890.95</b>				

Cleared Payments

Issued	Check #	Check Amount	Cleared Amount	Difference	Cleared	Pay To Name	Vendor ID	Emp ID	Bank Acct
06/05/19	10737	997.50	997.50		07/31/19	Anastasia Murphy	010008		180MAIN
06/15/19	10757	1,235.25	1,235.25		07/31/19	Aja Currey		000002	180MAIN
06/15/19	10758	1,235.25	1,235.25		07/31/19	Aja Currey		000002	180MAIN
06/15/19	10759	1,235.25	1,235.25		07/31/19	Aja Currey		000002	180MAIN
06/26/19	10769	1,745.88	1,745.88		07/31/19	City of Las Vegas	000019		180MAIN
06/26/19	10770	104.64	104.64		07/31/19	Ludi, Kirk	000194		180MAIN
06/26/19	10771	484.09	484.09		07/31/19	Plateau Telecommunications Inc	000220		180MAIN
06/26/19	10772	722.91	722.91		07/31/19	Sharp Electronics Corporation	000202		180MAIN
06/29/19	10766	1,522.72	1,522.72		07/31/19	EFTPS	900004		180MAIN
06/29/19	10773	2,320.63	2,320.63		07/31/19	NM RHC	900006		180MAIN
06/29/19	10774	1,441.85	1,441.85		07/31/19	NM Taxation/Revenue Department	900003		180MAIN
06/30/19	10776	331.27	331.27		07/31/19	First Financial Group of Amer.	901000		180MAIN
06/30/19	10777	18,713.30	18,713.30		07/31/19	NM Educational RetirementBoard	900005		180MAIN
07/01/19	10785	7,247.92	7,247.92		07/31/19	NMPSIA	900001		180MAIN

Selection Grouped by Org, Cash Object, Statement Date - Sorted by Item date, Item #, (Org = 180, Cash Object IN ('11011'), Bank Statement Date = 7/31/2019, Uncleared Only? = No)



Statement Date 07/31/2019

Cash Object 11011

Status Submitted

Journal Entry #

**Cleared Payments (continued)**

Issued	Check #	Check Amount	Cleared Amount	Difference	Cleared	Pay To Name	Vendor ID	Emp ID	Bank Acct
07/05/19	10778	1,651.09	1,651.09		07/31/19	Harris Technology Services	010033		180MAIN
07/10/19	10779	1,084.36	1,084.36		07/31/19	EFTPS	900004		180MAIN
07/10/19	Batch 07/10/2019	2,525.03	2,525.03		07/31/19				180MAIN
07/15/19	10782	350.23	350.23		07/31/19	PNM	000049		180MAIN
07/16/19	10780	16,260.00	16,260.00		07/31/19	NMPSIA Risk	000052		180MAIN
07/25/19	10783	1,084.36	1,084.36		07/31/19	EFTPS	900004		180MAIN
07/25/19	Batch 07/25/2019	2,525.04	2,525.04		07/31/19				180MAIN
07/26/19	10786	51.60	51.60		07/31/19	New Mexico Taxation and Revenue Dep: 900013			180MAIN
		<b>64,870.17</b>	<b>64,870.17</b>						

**Cleared Deposits**

Deposited	Deposit #	Deposit Amount	Cleared Amount	Difference	Cleared	Bank Acct
07/03/19	Batch 07/03/2019	63,702.88	63,702.88		07/31/19	180MAIN
07/09/19	Batch 07/09/2019	4,389.98	4,389.98		07/31/19	180MAIN
07/11/19	Batch 07/11/2019	72,166.22	72,166.22		07/31/19	180MAIN
07/15/19	Batch 07/15/2019	8,109.51	8,109.51		07/31/19	180MAIN
07/17/19	Batch 07/17/2019	2,010.08	2,010.08		07/31/19	180MAIN
07/22/19	Batch 07/22/2019	8,186.40	8,186.40		07/31/19	180MAIN
		<b>158,565.07</b>	<b>158,565.07</b>			



# Statement Ending 07/31/2019

RIO GALLINAS SCHOOL FOR





Page 1 of 6

Account Number: XXXXXXXX94299

RETURN SERVICE REQUESTED

RIO GALLINAS SCHOOL FOR ECOLOGY AND THE  
1107 MONTEZUMA ST  
LAS VEGAS NM 87701-3519

## Managing Your Accounts

	Branch Name	Southwest Capital Bank
	Customer Service	(505) 247-7922
	Mailing Address	P.O. Box 25127 Albuquerque, NM 87101
	Online Access	www.southwestcapital.com

Thank you for choosing Southwest Capital Bank as your Relationship Bank!

## Summary of Accounts

Managing your Southwest Capital Bank accounts has never been easier. You can open a new account, make changes to your existing accounts, and monitor your account activity using our Online Banking or Mobile Banking Apps. Download our app today or visit us online at [www.southwestcapital.com](http://www.southwestcapital.com) to learn more.

Account Type	Account Number	Ending Balance
Regular Public Checking	XXXXXXXX94299	\$371,445.49

## Regular Public Checking - XXXXXXXX94299

### Account Summary

Date	Description	Amount
07/01/2019	<b>Beginning Balance</b>	<b>\$277,750.59</b>
	7 Credit(s) This Period	\$158,565.07
	22 Debit(s) This Period	\$64,870.17
07/31/2019	<b>Ending Balance</b>	<b>\$371,445.49</b>

FREE YOURSELF FROM ATM SURCHARGE FEES!

Our customers can enjoy the convenience of using over 55,000 surcharge free ATM's worldwide at retailers like Target, Walgreens, and 7-11.

Find more available ATM's by visiting us online at [www.southwestcapital.com](http://www.southwestcapital.com).

### Deposits

Date	Description	Amount
07/03/2019	Deposit per jbonney	\$63,702.88
07/11/2019	Deposit transfer from 9000097 per mr. bonney	\$72,166.22
07/15/2019	Deposit	\$8,016.30
07/22/2019	Deposit	\$8,186.40

### Electronic Credits

Date	Description	Amount
07/09/2019	ACH Deposit USAC TREAS 310 MISC PAY	\$4,389.98



Scan the code to the left or visit us at  
[www.southwestcapital.com](http://www.southwestcapital.com)

Southwest Capital Bank  
P.O. Box 25127  
Albuquerque, NM 87101  
(505) 247-7922





**Regular Public Checking - XXXXXXXX94299 (continued)**

**Electronic Credits (continued)**

Date	Description	Amount
07/15/2019	ACH Deposit USAC TREAS 310 MISC PAY	\$93.21
07/17/2019	ACH Deposit State of New Mex VNDR PYMT	\$2,010.08

**Electronic Debits**

Date	Description	Amount
07/01/2019	ACH Payment TAX_REV_CRIS_ECKS TRD PMNT	\$1,441.85
07/01/2019	ACH Payment IRS USATAXPYMT	\$1,522.72
07/01/2019	ACH Payment RIO GALLINAS SCH NMPSIA	\$7,247.92
07/02/2019	ACH Payment RIO GALLINAS SCH RHC	\$2,320.63
07/02/2019	ACH Payment NMERB WEB PAY	\$18,713.30
07/03/2019	ACH Payment RIO GALLINAS SCH FFA	\$331.27
07/10/2019	ACH Payment IRS USATAXPYMT	\$1,084.36
07/10/2019	ACH Payment Rio Gallinas Sch PAYROLL ACH File	\$2,525.03
07/16/2019	ACH Payment RIO GALLINAS SCH NMPSIA Ris	\$16,260.00
07/25/2019	ACH Payment IRS USATAXPYMT	\$1,084.36
07/25/2019	ACH Payment Rio Gallinas Sch PAYROLL ACH File	\$2,525.04
07/26/2019	ACH Payment TAX_REV_WKC_ECKS TRD PMNT	\$51.60

**Checks Cleared**

Check Nbr	Date	Amount	Check Nbr	Date	Amount	Check Nbr	Date	Amount
10737	07/05/2019	\$997.50	10769*	07/02/2019	\$1,745.88	10778*	07/24/2019	\$1,651.09
10757*	07/02/2019	\$1,235.25	10770	07/12/2019	\$104.64	10782*	07/25/2019	\$350.23
10758	07/19/2019	\$1,235.25	10771	07/02/2019	\$484.09			
10759	07/15/2019	\$1,235.25	10772	07/05/2019	\$722.91			

\* Indicates skipped check number

**Daily Balances**

Date	Amount	Date	Amount	Date	Amount
07/01/2019	\$267,538.10	07/11/2019	\$377,636.96	07/22/2019	\$377,107.81
07/02/2019	\$243,038.95	07/12/2019	\$377,532.32	07/24/2019	\$375,456.72
07/03/2019	\$306,410.56	07/15/2019	\$384,406.58	07/25/2019	\$371,497.09
07/05/2019	\$304,690.15	07/16/2019	\$368,146.58	07/26/2019	\$371,445.49
07/09/2019	\$309,080.13	07/17/2019	\$370,156.66		
07/10/2019	\$305,470.74	07/19/2019	\$368,921.41		

DEPOSIT TICKET  
DATE: 07/15/19  
RIO GALLINAS SCHOOL FOR ECOLOGY AND THE ARTS  
1107 MONTELEONE  
LAS VEGAS, NV 89101  
Southwest Capital Bank  
TOTAL: \$8,016.30  
#0000 07/15/2019 \$8,016.30

#0000 07/15/2019 \$8,016.30

DEPOSIT TICKET  
DATE: 07/22/19  
RIO GALLINAS SCHOOL FOR ECOLOGY AND THE ARTS  
1107 MONTELEONE  
LAS VEGAS, NV 89101  
Southwest Capital Bank  
TOTAL: \$8,186.40  
#0000 07/22/2019 \$8,186.40

#0000 07/22/2019 \$8,186.40

Rio Gallinas School for Ecology and the Arts  
2730 Romano St  
Las Vegas, NV 89101  
Southwest Capital Bank  
CHECK NO: 10737  
ISSUE DATE: 06/05/2019  
AMOUNT: \$997.50  
PAY: NINE HUNDRED NINETY SEVEN AND 50/100 DOLLARS  
TO: Arastasia Murchy  
512 Santa Ave St  
Las Vegas, NV 89101  
#10737 07/05/2019 \$997.50

#10737 07/05/2019 \$997.50

Rio Gallinas School for Ecology and the Arts  
2730 Romano St  
Las Vegas, NV 89101  
Southwest Capital Bank  
CHECK NO: 10757  
ISSUE DATE: 06/15/2019  
AMOUNT: \$1,235.25  
PAY: ONE THOUSAND TWO HUNDRED THIRTY FIVE AND 25/100 DOLLARS  
TO: Aja Curry  
3305 8th Street  
Las Vegas, NV 89101  
#10757 07/02/2019 \$1,235.25

#10757 07/02/2019 \$1,235.25

Rio Gallinas School for Ecology and the Arts  
2730 Romano St  
Las Vegas, NV 89101  
Southwest Capital Bank  
CHECK NO: 10758  
ISSUE DATE: 06/15/2019  
AMOUNT: \$1,235.25  
PAY: ONE THOUSAND TWO HUNDRED THIRTY FIVE AND 25/100 DOLLARS  
TO: Aja Curry  
3305 8th Street  
Las Vegas, NV 89101  
#10758 07/19/2019 \$1,235.25

#10758 07/19/2019 \$1,235.25

Rio Gallinas School for Ecology and the Arts  
2730 Romano St  
Las Vegas, NV 89101  
Southwest Capital Bank  
CHECK NO: 10759  
ISSUE DATE: 06/15/2019  
AMOUNT: \$1,235.25  
PAY: ONE THOUSAND TWO HUNDRED THIRTY FIVE AND 25/100 DOLLARS  
TO: Aja Curry  
3305 8th Street  
Las Vegas, NV 89101  
#10759 07/15/2019 \$1,235.25

#10759 07/15/2019 \$1,235.25

Rio Gallinas School for Ecology and the Arts  
2730 Romano St  
Las Vegas, NV 89101  
Southwest Capital Bank  
CHECK NO: 10769  
ISSUE DATE: 06/26/2019  
AMOUNT: \$1,745.88  
PAY: ONE THOUSAND SEVEN HUNDRED FORTY FIVE AND 88/100 DOLLARS  
TO: City of Las Vegas  
405 10th Street  
Las Vegas, NV 89101  
#10769 07/02/2019 \$1,745.88

#10769 07/02/2019 \$1,745.88

