

**Rio Gallinas School for Ecology and the Arts**  
**Financial Update**  
**February 05, 2019**

<b>A.</b>	<b>BARs</b>	<b>BAR #</b>	<b>Fund Description</b>	<b>Type</b>	<b>Amount</b>
	1	None			
<b>B.</b>	<u>Payroll &amp; Accounts Payable Payment Vouchers</u>				
	1	January 2019			
<b>C.</b>	<u>Financial Statement Reports - as of January 31, 2019</u>				
	1	Financial Analysis			
	2	Bank Reconciliations			
<b>D.</b>	<u>Other</u>				
	1	None			

**Checks Dated 01/01/2019 through 01/31/2019**

Check Number	Check Date	Pay to the Order of	Check Amount
10575	01/02/2019	NMPSIA	7,235.32
10577	01/04/2019	NM Taxation/Revenue Department	726.03
10578	01/08/2019	ACES	5,451.73
10579	01/08/2019	City of Las Vegas	136.47
10580	01/08/2019	Plateau Telecommunications Inc	484.09
10581	01/08/2019	VKidz Holdings Inc	189.00
10585	01/09/2019	New Mexico Taxation and Revenue Department	55.90
10586	01/09/2019	NM Dept of Workforce Solutions	1,151.47
10587	01/10/2019	First Financial Group of Amer.	147.62
10588	01/22/2019	Anastasia Murphy	700.00
10589	01/22/2019	City of Las Vegas	2,491.16
10590	01/22/2019	Cooperative Educational Svcs	3.07
10591	01/22/2019	First United Presbyterian	100.00
10592	01/22/2019	Plateau Telecommunications Inc	484.09
10593	01/22/2019	PNM	747.98
10594	01/22/2019	Sharp Electronics Corporation	221.93
10599	01/31/2019	Aja Currey	107.26
10600	01/31/2019	NM Human Services	57.40
10601	01/31/2019	PNM	782.63
10602	01/31/2019	Sharp Electronics Corporation	304.82
<b>Total Number of Checks</b>			<b>20</b>
			<b>21,577.97</b>

**Fund Recap**

Fund	Description	Check Count	Expensed Amount
11000	Operational Fund	18	19,576.42
24101	Title I - IASA	4	1,724.58
24106	IDEA-B Entitlement	4	133.54
25153	Title XIX MEDICAID 3/21 Years	2	60.47
27114	NM Reads to Lead K-3	3	82.96
Total Number of Checks		<b>20</b>	21,577.97
Less Unpaid Tax Liability			.00
<b>Net (Check Amount)</b>			<b>21,577.97</b>

The preceding Checks have been issued in accordance with the District's Policy and authorization of the Board of Trustees. It is recommended that the preceding Checks be approved.

Bank Account 180MAIN - Main Checking Account

Payment Id	Comment							
Check # 10575	11000	01/02/2019	Check Amt	<b>7,235.32</b>	Status Printed	<b>NMPSIA (900001/1)</b>		
20181215-REG		NMPSIA (900001/1) 12/15/2018 (REG)			11000-	- 23125-	-	2,465.45
					24101-	- 23125-	-	820.65
					24106-	- 23125-	-	55.63
					27114-	- 23125-	-	1.86
20181231-REG		NMPSIA (900001/1) 12/31/2018 (REG)			11000-	- 23125-	-	2,447.15
					24101-	- 23125-	-	818.29
					24106-	- 23125-	-	53.69
DP19-00010		December Adj			11000-	- 23125-	-	572.60
* Break in sequence								
Check # 10577	11000	01/04/2019	Check Amt	<b>726.03</b>	Status Printed	<b>NM Taxation/Revenue Department (900003/1)</b>		
20181215-REG		NM Taxation/Revenue Department (900003/1) 12/15/2018 (REG)			11000-	- 23142-	-	298.19
					24101-	- 23142-	-	13.50
					24106-	- 23142-	-	8.89
					27114-	- 23142-	-	38.68
20181231-REG		NM Taxation/Revenue Department (900003/1) 12/31/2018 (REG)			11000-	- 23142-	-	300.54
					24101-	- 23142-	-	18.32
					24106-	- 23142-	-	8.89
					27114-	- 23142-	-	39.02
Check # 10578	11000	01/08/2019	Check Amt	<b>5,451.73</b>	Status Printed	<b>ACES (000083/1)</b>		
3444		Business Office & Software Services			11000- 2500- 53414- 0000- 068004- 0000- 00000			5,451.73
Check # 10579	11000	01/08/2019	Check Amt	<b>136.47</b>	Status Printed	<b>City of Las Vegas (000019/1)</b>		
20181226 GROW DOME		Gas, Water & Sewer			11000- 2600- 54415- 0000- 068004- 0000- 00000			136.47
Check # 10580	11000	01/08/2019	Check Amt	<b>484.09</b>	Status Printed	<b>Plateau Telecommunications Inc (000220/1)</b>		
20181215		Phone and Internet			11000- 2600- 54416- 0000- 068004- 0000- 00000			484.09
Check # 10581	11000	01/08/2019	Check Amt	<b>189.00</b>	Status Printed	<b>VKidz Holdings Inc (010028/1)</b>		
1290588		Spelling City Premium Membership			11000- 1000- 56118- 1010- 068004- 0000- 00000			189.00
* Break in sequence								
Check # 10585	11000	01/09/2019	Check Amt	<b>55.90</b>	Status Printed	<b>New Mexico Taxation and Revenue Department (900013/1)</b>		
20181231-REG		New Mexico Taxation and Re (900013/1) 12/31/2018 (REG)			11000-	- 23145-	-	42.96
					24101-	- 23145-	-	5.82
					24106-	- 23145-	-	3.72
					27114-	- 23145-	-	3.40
Selection	Sorted by Check Number, Inv #, Include Address=No, (Org = 180, Source = N, Pay To = N, Payment Method = N, Starting Check Date = 1/1/2019, Ending Check Date = 1/31/2019, Summary? = N, Sort/Group 1 = , Sort/Group 2 = )						SCHOOLABILITY	

Bank Account 180MAIN - Main Checking Account

Payment Id	Comment						
Check # 10586	11000	01/09/2019	Check Amt	1,151.47	Status Printed	NM Dept of Workforce Solutions (900002/1)	
DP19-00011	SUTA Q4 2018 and Q1 2019 prepay					11000- 1000- 52500- 0000- 068004- 0000- 00000	1,151.47
Check # 10587	11000	01/10/2019	Check Amt	147.62	Status Printed	First Financial Group of Amer. (901000/1)	
20181215-REG	First Financial Group of Amer. (901000/1) 12/15/2018 (REG)					11000- - 23147- - - -	48.45
						24101- - 23147- - - -	24.00
						24106- - 23147- - - -	1.36
20181231-REG	First Financial Group of Amer. (901000/1) 12/31/2018 (REG)					11000- - 23147- - - -	48.45
						24101- - 23147- - - -	24.00
						24106- - 23147- - - -	1.36
Check # 10588	11000	01/22/2019	Check Amt	700.00	Status Printed	Anastasia Murphy (010008/1)	
201812 INVOICE	Counseling Services and Evaluations					11000- 2100- 53215- 2000- 068004- 0000- 00000	700.00
Check # 10589	11000	01/22/2019	Check Amt	2,491.16	Status Printed	City of Las Vegas (000019/1)	
20190104 HS ADD	Gas, Water & Sewer					11000- 2600- 54412- 0000- 068004- 0000- 00000	222.84
20190104 HS KITCHEN	Gas, Water & Sewer					11000- 2600- 54412- 0000- 068004- 0000- 00000	123.72
20190104 HS MAIN	Gas, Water & Sewer					11000- 2600- 54412- 0000- 068004- 0000- 00000	678.50
						11000- 2600- 54415- 0000- 068004- 0000- 00000	645.81
20190104 HS PORT	Gas, Water & Sewer					11000- 2600- 54412- 0000- 068004- 0000- 00000	420.39
						11000- 2600- 54415- 0000- 068004- 0000- 00000	228.69
20190104 ROMERO	Gas, Water & Sewer					11000- 2600- 54412- 0000- 068004- 0000- 00000	171.21
Check # 10590	25153	01/22/2019	Check Amt	3.07	Status Printed	Cooperative Educational Srvcs (000086/1)	
16-004099	Medicaid Direct Claiming and Software Services					25153- 2500- 55914- 0000- 068004- 0000- 00000	3.07
Check # 10591	11000	01/22/2019	Check Amt	100.00	Status Printed	First United Presbyterian (000056/2)	
JANUARY	First United Pre. Church for Creative Movement					11000- 2600- 54610- 0000- 068004- 0000- 00000	100.00
Check # 10592	11000	01/22/2019	Check Amt	484.09	Status Printed	Plateau Telecommunications Inc (000220/1)	
20190115	Phone and Internet					11000- 2600- 54416- 0000- 068004- 0000- 00000	484.09
Check # 10593	11000	01/22/2019	Check Amt	747.98	Status Printed	PNM (000049/1)	
20181219 LOUDEN	Electricity					11000- 2600- 54411- 0000- 068004- 0000- 00000	311.58
20191219 ROMERO	Electricity					11000- 2600- 54411- 0000- 068004- 0000- 00000	436.40
Check # 10594	11000	01/22/2019	Check Amt	221.93	Status Printed	Sharp Electronics Corporation (000202/1)	
SH303082	Copier Lease & Usage Charges					11000- 1000- 54630- 1010- 068004- 0000- 00000	178.70
						11000- 1000- 55915- 1010- 068004- 0000- 00000	43.23

\* Break in sequence

Check # 10599	11000	01/31/2019	Check Amt	107.26	Status Printed	Aja Currey (000070/1)	
---------------	-------	------------	-----------	--------	----------------	-----------------------	--

Selection Sorted by Check Number, Inv #, Include Address=No, (Org = 180, Source = N, Pay To = N, Payment Method = N, Starting Check Date = 1/1/2019, Ending Check Date = 1/31/2019, Summary? = N, Sort/Group 1 = , Sort/Group 2 = )

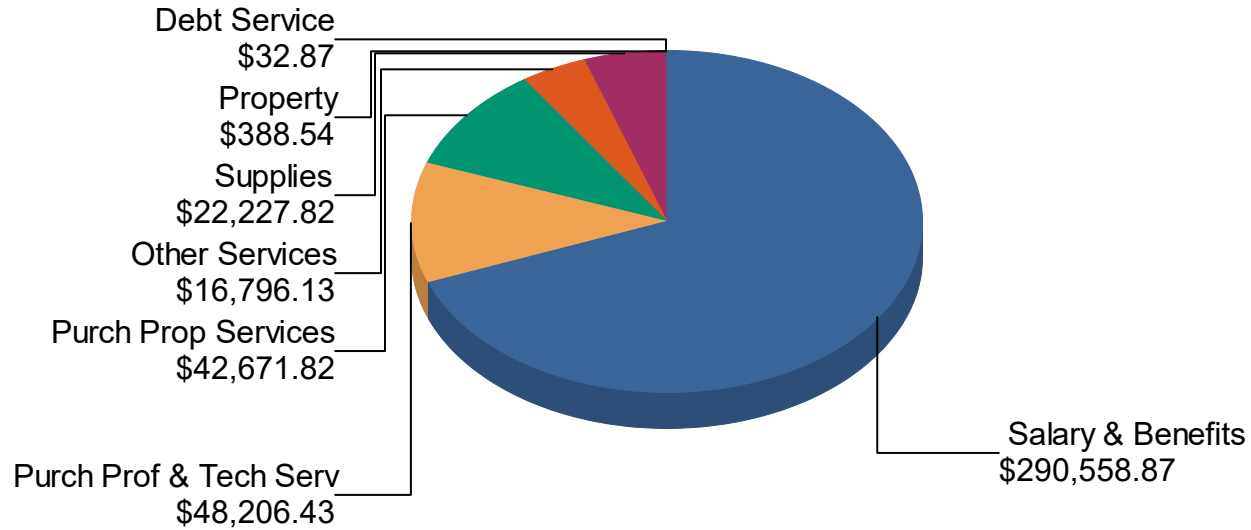


Bank Account 180MAIN - Main Checking Account

Payment Id	Comment					
* Break in sequence						
Check # 10599	11000	01/31/2019	Check Amt	<b>107.26</b>	Status Printed	<b>Aja Currey (000070/1) - continued</b>
20190128 REIM			A.Currey Travel Reimburs. for NMPED Test Training			11000- 2100- 55813- 2000- 068004- 0000- 00000 107.26
Check # 10600	25153	01/31/2019	Check Amt	<b>57.40</b>	Status Printed	<b>NM Human Services (000166/1)</b>
19-40000648-ADM-04			Payment for State Match - Medicaid			25153- 1000- 55915- 1010- 068004- 0000- 00000 57.40
Check # 10601	11000	01/31/2019	Check Amt	<b>782.63</b>	Status Printed	<b>PNM (000049/1)</b>
20190122 LOUDEN			Electricity			11000- 2600- 54411- 0000- 068004- 0000- 00000 352.29
20190122 ROMERO			Electricity			11000- 2600- 54411- 0000- 068004- 0000- 00000 430.34
Check # 10602	11000	01/31/2019	Check Amt	<b>304.82</b>	Status Printed	<b>Sharp Electronics Corporation (000202/1)</b>
SH303083			Copier Lease & Usage Charges			11000- 1000- 54630- 1010- 068004- 0000- 00000 175.93
						11000- 1000- 55915- 1010- 068004- 0000- 00000 128.89
<b>Number of Items</b>	<b>20</b>			<b>21,577.97</b>	<b>Totals for Org 2</b>	

As of 01/31/2019	Fiscal Year 2018/19 Actuals				
Resource	Beginning Balance	Revenue Activity	Expense Activity	Ending Balance	Net
Fund 11000 - Operational Fund	156,123.00	528,751.91	343,193.40	.00	341,681.51
Fund 14000 - Inst. Materials Fund	1,898.51	3,224.12	4,489.00	.00	633.63
Fund 21000 - Food Services Fund	1,882.06	.00	77.20	.00	1,804.86
Fund 24101 - Title I - IASA	.40-	16,015.70	19,754.57	.00	3,739.27-
Fund 24106 - IDEA-B Entitlement	19,704.91-	9,954.47	11,883.17	.00	21,633.61-
Fund 24154 - Teach./Princ. Train & Recruit	.00	.00	200.00	.00	200.00-
Fund 25153 - Title XIX MEDICAID 3/21 Years	12,724.93	1,959.58	5,199.19	.00	9,485.32
Fund 27107 - 2012 GOBond Std. Library SB-66	3,114.12-	.00	.00	.00	3,114.12-
Fund 27114 - NM Reads to Lead K-3	.00	4,899.87	17,196.95	.00	12,297.08-
Fund 29102 - Private Dir Grants-Categorical	956.96	.00	.00	.00	956.96
Fund 31200 - Public School Capital Outlay	.00	.00	18,889.00	.00	18,889.00-
Fund 90100 - Student Activity	3,346.53	98.90	120.00	.00	3,325.43
Fund 90101 - Student Activity-MiddleSchool	407.05	.00	.00	.00	407.05
Fund 90106 - Art Fund	100.00	.00	.00	.00	100.00
Fund 90107 - 4th & 5th Grade Fund	132.00	.00	.00	.00	132.00
Fund 90110 - Staff Appreciation	50.00	.00	.00	.00	50.00
<b>Total for Org</b>	<b>154,801.61</b>	<b>564,904.55</b>	<b>421,002.48</b>	<b>.00</b>	<b>298,703.68</b>

### Actuals Expenditures



Salary & Benefits	\$290,558.87	69.0%
Purch Prof & Tech Serv	\$48,206.43	11.5%
Purch Prop Services	\$42,671.82	10.1%
Other Services	\$16,796.13	4.0%
Supplies	\$22,227.82	5.3%
Property	\$388.54	0.1%
Debt Service	\$32.87	0.0%
<b>Total:</b>	<b>\$420,882.48</b>	<b>100.0%</b>

Balances through 01/31/2019					Fiscal Year 2018/19	
Funds- Func- Obj ct - Pr gm- Locat n- JbCl - Opt nl	Description	Adopted Budget	Revised Budget	Revenue	Account Balance	
<b>Funds 11000 - Operational, Func 0000 - None</b>						
11000- 0000- 41921- 0000- 068004- 0000- 00000	InstCategorical			1,699.00	1,699.00-	
11000- 0000- 41980- 0000- 068004- 0000- 00000	RefPriorYearExp			64.90	64.90-	
11000- 0000- 43101- 0000- 068004- 0000- 00000	StEqulzGuarantee	750,734.00	750,734.00	522,317.73	228,416.27	
11000- 0000- 46100- 0000- 068004- 0000- 00000	AccessBrdE-Rate			4,670.28	4,670.28-	
<b>Total for Funds 11000, Func 0000 and Revenue accounts</b>		<b>750,734.00</b>	<b>750,734.00</b>	<b>528,751.91</b>	<b>221,982.09</b>	
<b>Funds 14000 - TotlnsMatSubFnd, Func 0000 - None</b>						
14000- 0000- 43211- 0000- 068004- 0000- 00000	InstMatCash50%	3,224.00	3,224.00	3,224.12	.12-	
<b>Total for Funds 14000, Func 0000 and Revenue accounts</b>		<b>3,224.00</b>	<b>3,224.00</b>	<b>3,224.12</b>	<b>.12-</b>	
<b>Funds 24101 - Title I - IASA, Func 0000 - None</b>						
24101- 0000- 41924- 0000- 068004- 0000- 00000	FlowthrDistChtr	38,000.00	38,000.00	16,015.70	21,984.30	
<b>Total for Funds 24101, Func 0000 and Revenue accounts</b>		<b>38,000.00</b>	<b>38,000.00</b>	<b>16,015.70</b>	<b>21,984.30</b>	
<b>Funds 24106 - IDEABEntitlemnt, Func 0000 - None</b>						
24106- 0000- 41924- 0000- 068004- 0000- 00000	FlowthrDistChtr		25,777.00	9,954.47	15,822.53	
<b>Total for Funds 24106, Func 0000 and Revenue accounts</b>		<b>.00</b>	<b>25,777.00</b>	<b>9,954.47</b>	<b>15,822.53</b>	
<b>Funds 25153 - TitleXIX-3/21Yr, Func 0000 - None</b>						
25153- 0000- 44301- 0000- 068004- 0000- 00000	OthResGtsFedDir	6,000.00	6,000.00	1,959.58	4,040.42	
<b>Total for Funds 25153, Func 0000 and Revenue accounts</b>		<b>6,000.00</b>	<b>6,000.00</b>	<b>1,959.58</b>	<b>4,040.42</b>	
<b>Funds 27107 - 2012GOBondSB66, Func 0000 - None</b>						
27107- 0000- 43204- 0000- 068004- 0000- 00000	PriorYearBalnce	2,292.00	2,292.00		2,292.00	
<b>Total for Funds 27107, Func 0000 and Revenue accounts</b>		<b>2,292.00</b>	<b>2,292.00</b>	<b>.00</b>	<b>2,292.00</b>	
<b>Funds 27114 - NMReadstoLeadK3, Func 0000 - None</b>						
27114- 0000- 43202- 0000- 068004- 0000- 00000	StFlowThruGrant	36,000.00	36,000.00	4,899.87	31,100.13	
<b>Total for Funds 27114, Func 0000 and Revenue accounts</b>		<b>36,000.00</b>	<b>36,000.00</b>	<b>4,899.87</b>	<b>31,100.13</b>	
<b>Funds 31200 - PubSchCapOutlay, Func 0000 - None</b>						
31200- 0000- 43209- 0000- 068004- 0000- 00000	PSCOC Awards		37,778.00		37,778.00	
<b>Total for Funds 31200, Func 0000 and Revenue accounts</b>		<b>.00</b>	<b>37,778.00</b>	<b>.00</b>	<b>37,778.00</b>	
<b>Funds 31700 - CapImprvmtsSB-9, Func 0000 - None</b>						
31700- 0000- 43204- 0000- 068004- 0000- 00000	PriorYearBalnce	12,014.00	12,014.00		12,014.00	
<b>Total for Funds 31700, Func 0000 and Revenue accounts</b>		<b>12,014.00</b>	<b>12,014.00</b>	<b>.00</b>	<b>12,014.00</b>	
<b>Funds 90100 - StudentActivity, Func 0000 - None</b>						
90100- 0000- 41701- 0000- 068004- 0000- 00000	Fees-Activities			98.90	98.90-	

Selection Grouped by Account Type, Filtered by User Permissions, (Org = 180, Online/Offline = N, Period = 7, UnPosted JEs? = N, Assets and Liabilities? = N, Restricted Accts? = Y, Objct = 4, Obj Digits = 0, Page Break Lvl = )



Balances through 01/31/2019

Fiscal Year 2018/19

Funds- Func- Obj ct - Pr gm- Locat n- JbCl - Opt nl	Description	Adopted Budget	Revised Budget	Revenue	Account Balance
Total for Funds 90100, Func 0000 and Revenue accounts		.00	.00	98.90	98.90-
Total for Org 180 - Rio Gallinas School for Ecology and the Arts		848,264.00	911,819.00	564,904.55	346,914.45

**Balances through 01/31/2019** **Fiscal Year 2018/19**

Funds- Func- Obj ct - Pr gm- Locat n- JbCl - Opt nl	Description	Adopted Budget	Revised Budget	Encumbered	Expenditure	Account Balance
<b>Funds 11000 - Operational, Func 1000 - Instruction</b>						
11000- 1000- 51100- 0000- 068004- 1611- 00000	SalariesExpense,Subs-Sick	5,000.00	5,000.00		5,851.00	851.00-
11000- 1000- 51100- 1010- 068004- 1411- 00000	SalariesExpense,Teachers	217,656.00	217,656.00	95,971.23	73,102.51	48,582.26
11000- 1000- 51100- 1010- 068004- 1711- 00000	SalariesExpense,InstAssts	11,700.00	15,083.00	10,543.26	8,373.42	3,833.68-
11000- 1000- 51100- 2000- 068004- 1412- 00000	SalariesExpense,Teachers	33,150.00	33,150.00	17,956.25	15,193.75	
11000- 1000- 51300- 1010- 068004- 1411- 00000	AddtnlCompenstn,Teachers			1,444.43	555.55	1,999.98-
11000- 1000- 51300- 1010- 068004- 1711- 00000	AddtnlCompenstn,InstAssts			812.50	687.50	1,500.00-
11000- 1000- 51300- 9000- 068004- 1411- 00000	AddtnlCompenstn,Teachers	1,000.00	1,000.00	541.71	458.37	.08-
11000- 1000- 52111- 0000- 068004- 0000- 00000	EducRetirement	37,326.00	37,326.00	17,690.40	14,106.00	5,529.60
11000- 1000- 52112- 0000- 068004- 0000- 00000	ERARetireeHlth	5,372.00	5,372.00	2,545.40	2,029.69	796.91
11000- 1000- 52210- 0000- 068004- 0000- 00000	FICA Payments	16,652.00	16,652.00	7,303.40	6,016.77	3,331.83
11000- 1000- 52220- 0000- 068004- 0000- 00000	MedicarePaymnts	3,897.00	3,897.00	1,708.07	1,407.21	781.72
11000- 1000- 52311- 0000- 068004- 0000- 00000	Hth&MedPremiums	29,745.00	29,745.00	13,147.81	10,085.45	6,511.74
11000- 1000- 52312- 0000- 068004- 0000- 00000	Life	200.00	200.00	131.94	79.70	11.64-
11000- 1000- 52313- 0000- 068004- 0000- 00000	Dental	1,509.00	1,509.00	839.93	605.57	63.50
11000- 1000- 52314- 0000- 068004- 0000- 00000	Vision	147.00	147.00	102.96	67.13	23.09-
11000- 1000- 52315- 0000- 068004- 0000- 00000	Disability	476.00	476.00	290.55	211.30	25.85-
11000- 1000- 52500- 0000- 068004- 0000- 00000	UnemploymntComp	5,000.00	5,000.00		2,536.19	2,463.81
11000- 1000- 52710- 0000- 068004- 0000- 00000	WorkersCompPrem	5,375.00	5,375.00		3,956.00	1,419.00
11000- 1000- 52720- 0000- 068004- 0000- 00000	WorkrsCompERFee	80.00	80.00	14.27	43.16	22.57
11000- 1000- 53330- 1010- 068004- 0000- 00000	ProfessDevelop				200.00	200.00-
11000- 1000- 53711- 1010- 068004- 0000- 00000	Other Charges	1,250.00	1,250.00			1,250.00
11000- 1000- 54630- 1010- 068004- 0000- 00000	RentalCompEqpmt	4,235.00	4,235.00	1,843.77	2,391.23	
11000- 1000- 55817- 9000- 068004- 0000- 00000	Student Travel			2,556.00		2,556.00-
11000- 1000- 55819- 1010- 068004- 0000- 00000	EmpTravTeachers	200.00	200.00			200.00
11000- 1000- 55913- 1020- 068004- 0000- 00000	CntrctsIntAgRec	3,225.00	3,225.00	3,000.00		225.00
11000- 1000- 55915- 1010- 068004- 0000- 00000	OthContractSvcs	1,800.00	1,800.00	1,513.78	1,086.22	800.00-
11000- 1000- 55915- 1020- 068004- 0000- 00000	OthContractSvcs	6,000.00	6,000.00		1,450.00	4,550.00
11000- 1000- 56112- 1010- 068004- 0000- 00000	Other Textbooks				2,404.33	2,404.33-
11000- 1000- 56118- 1010- 068004- 0000- 00000	GenSuppliesMats	7,000.00	7,000.00	364.30	2,204.09	4,431.61
11000- 1000- 56118- 1020- 068004- 0000- 00000	GenSuppliesMats	1,500.00	1,500.00		401.28	1,098.72
11000- 1000- 57331- 1010- 068004- 0000- 00000	FixedAssets>\$5k	170,353.00	195,748.00			195,748.00
<b>Total for Func 1000 and Expense accounts</b>		<b>569,848.00</b>	<b>598,626.00</b>	<b>180,321.96</b>	<b>155,503.42</b>	<b>262,800.62</b>

<b>Funds 11000 - Operational, Func 2100 - SuppSvcsStudnts</b>						
11000- 2100- 51100- 0000- 068004- 1511- 00000	SalariesExpense,Data Proc	14,000.00	14,000.00	6,999.96	6,999.96	.08
11000- 2100- 51100- 2000- 068004- 1211- 00000	SalariesExpense,Coord/Sub	11,050.00	11,050.00	3,291.99	2,647.41	5,110.60
11000- 2100- 51300- 0000- 068004- 1218- 00000	AddtnlCompenstn,Sch/Stude	500.00	500.00	270.79	229.13	.08

Selection Grouped by Account Type, Filtered by User Permissions, (Org = 180, Online/Offline = N, UnPosted JEs? = N, Assets and Liabilities? = N, Restricted Accts? = Y, Objct = 51000..59999, Obj Digits = 0, Page Break Lvl = )

Balances through 01/31/2019						Fiscal Year 2018/19
Funds- Func- Obj ct - Pr gm- Locat n- JbCl - Opt nl	Description	Adopted Budget	Revised Budget	Encumbered	Expenditure	Account Balance
<b>Funds 11000 - Operational, Func 2100 - SuppSvcsStudnts (continued)</b>						
11000-2100-51300-2000-068004-1211-00000	AddtnlCompenstn,Coord/Sub	5,000.00	5,000.00	2,708.29	2,291.63	.08
11000-2100-52111-0000-068004-0000-00000	EducRetirement	4,247.00	4,247.00	1,844.74	1,691.41	710.85
11000-2100-52112-0000-068004-0000-00000	ERARetireeHlth	611.00	611.00	265.49	243.42	102.09
11000-2100-52210-0000-068004-0000-00000	FICA Payments	1,895.00	1,895.00	759.64	689.11	446.25
11000-2100-52220-0000-068004-0000-00000	MedicarePaymnts	445.00	445.00	177.60	161.12	106.28
11000-2100-52311-0000-068004-0000-00000	Hth&MedPremiums	4,618.00	4,618.00	1,475.69	1,536.01	1,606.30
11000-2100-52312-0000-068004-0000-00000	Life	23.00	23.00	8.78	9.49	4.73
11000-2100-52313-0000-068004-0000-00000	Dental	62.00	62.00	13.91	11.20	36.89
11000-2100-52314-0000-068004-0000-00000	Vision	44.00	44.00	14.66	13.99	15.35
11000-2100-52315-0000-068004-0000-00000	Disability	110.00	110.00	35.80	32.10	42.10
11000-2100-52710-0000-068004-0000-00000	WorkersCompPrem	508.00	508.00		213.00	295.00
11000-2100-52720-0000-068004-0000-00000	WorkrsCompERFee	8.00	8.00	4.92	3.14	.06-
11000-2100-53211-2000-068004-0000-00000	DiagsContracted	7,500.00	7,500.00	11,700.00		4,200.00-
11000-2100-53212-2000-068004-0000-00000	SpeechThrpsCont	15,000.00	15,000.00	15,000.00		
11000-2100-53213-2000-068004-0000-00000	OccThrpstCont	4,260.00	4,260.00	5,500.00		1,240.00-
11000-2100-53214-2000-068004-0000-00000	TherapistsCont	2,300.00	2,300.00			2,300.00
11000-2100-53215-2000-068004-0000-00000	PsychologtsCont	2,500.00	2,500.00	7,442.50	5,057.50	10,000.00-
11000-2100-53330-2000-068004-0000-00000	ProfessDevelop	500.00	500.00			500.00
11000-2100-55813-2000-068004-0000-00000	EmpTravNonTeach	250.00	250.00	562.16	567.26	879.42-
11000-2100-56118-2000-068004-0000-00000	GenSuppliesMats	250.00	250.00			250.00
<b>Total for Func 2100 and Expense accounts</b>		<b>75,681.00</b>	<b>75,681.00</b>	<b>58,076.92</b>	<b>22,396.88</b>	<b>4,792.80-</b>
<b>Funds 11000 - Operational, Func 2200 - Suppt Svcs Inst</b>						
11000-2200-56113-0000-068004-0000-00000	Software				3,502.47	3,502.47-
11000-2200-56118-0000-068004-0000-00000	GenSuppliesMats	2,000.00	2,000.00	452.19		1,547.81
<b>Total for Func 2200 and Expense accounts</b>		<b>2,000.00</b>	<b>2,000.00</b>	<b>452.19</b>	<b>3,502.47</b>	<b>1,954.66-</b>
<b>Funds 11000 - Operational, Func 2300 - SupptSvcs-Admin</b>						
11000-2300-51100-0000-068004-1111-00000	SalariesExpense,Superinte	81,975.00	81,975.00	32,916.70	46,083.38	2,974.92
11000-2300-52111-0000-068004-0000-00000	EducRetirement	11,395.00	11,395.00	4,575.40	6,405.56	414.04
11000-2300-52112-0000-068004-0000-00000	ERARetireeHlth	1,640.00	1,640.00	658.30	921.62	60.08
11000-2300-52210-0000-068004-0000-00000	FICA Payments	5,083.00	5,083.00	1,968.30	2,756.66	358.04
11000-2300-52220-0000-068004-0000-00000	MedicarePaymnts	1,189.00	1,189.00	460.30	644.66	84.04
11000-2300-52311-0000-068004-0000-00000	Hth&MedPremiums	4,102.00	4,102.00	1,655.00	2,291.52	155.48
11000-2300-52312-0000-068004-0000-00000	Life	29.00	29.00	11.80	16.52	.68
11000-2300-52313-0000-068004-0000-00000	Dental	206.00	206.00	81.70	114.38	9.92
11000-2300-52314-0000-068004-0000-00000	Vision	46.00	46.00	18.80	26.32	.88
11000-2300-52315-0000-068004-0000-00000	Disability	286.00	286.00	114.50	157.47	14.03
Selection Grouped by Account Type, Filtered by User Permissions, (Org = 180, Online/Offline = N, UnPosted JEs? = N, Assets and Liabilities? = N, Restricted Accts? = Y, Objct = 51000..59999, Obj Digits = 0, Page Break Lvl = )						

Balances through 01/31/2019						Fiscal Year 2018/19
Funds- Func- Obj ct - Pr gm- Locat n- Jb Cl - Opt nl	Description	Adopted Budget	Revised Budget	Encumbered	Expenditure	Account Balance
<b>Funds 11000 - Operational, Func 2300 - SupptSvcs-Admin (continued)</b>						
11000- 2300- 52710- 0000- 068004- 0000- 00000	WorkersCompPrem	1,659.00	1,659.00		1,246.00	413.00
11000- 2300- 52720- 0000- 068004- 0000- 00000	WorkrsCompERFee	10.00	10.00	4.60	4.60	.80
11000- 2300- 53411- 0000- 068004- 0000- 00000	Auditing	5,420.00	5,420.00	10,840.00		5,420.00-
11000- 2300- 53413- 0000- 068004- 0000- 00000	Legal	5,000.00	5,000.00	4,900.00	100.00	
11000- 2300- 55400- 0000- 068004- 0000- 00000	Advertising	700.00	700.00			700.00
11000- 2300- 55811- 0000- 068004- 0000- 00000	Board Travel	500.00	500.00		305.58	194.42
11000- 2300- 55812- 0000- 068004- 0000- 00000	Board Training	1,500.00	1,500.00		1,200.00	300.00
<b>Total for Func 2300 and Expense accounts</b>		<b>120,740.00</b>	<b>120,740.00</b>	<b>58,205.40</b>	<b>62,274.27</b>	<b>260.33</b>
<b>Funds 11000 - Operational, Func 2400 - SupSvcsSchAdmin</b>						
11000- 2400- 51100- 0000- 068004- 1217- 00000	SalariesExpense,Sec/Crcl/	14,000.00	14,000.00	7,000.08	7,000.08	.16-
11000- 2400- 51300- 0000- 068004- 1217- 00000	AddtnlCompenstn,Sec/Crcl/				204.00	204.00-
11000- 2400- 52111- 0000- 068004- 0000- 00000	EducRetirement	1,946.00	1,946.00	972.96	1,001.32	28.28-
11000- 2400- 52112- 0000- 068004- 0000- 00000	ERARetireeHlth	280.00	280.00	140.04	144.11	4.15-
11000- 2400- 52210- 0000- 068004- 0000- 00000	FICA Payments	868.00	868.00	392.52	398.77	76.71
11000- 2400- 52220- 0000- 068004- 0000- 00000	MedicarePaymnts	203.00	203.00	91.80	93.26	17.94
11000- 2400- 52311- 0000- 068004- 0000- 00000	Hth&MedPremiums	2,564.00	2,564.00	993.00	1,147.66	423.34
11000- 2400- 52312- 0000- 068004- 0000- 00000	Life	15.00	15.00	5.90	7.67	1.43
11000- 2400- 52314- 0000- 068004- 0000- 00000	Vision	29.00	29.00	11.28	11.28	6.44
11000- 2400- 52315- 0000- 068004- 0000- 00000	Disability	61.00	61.00	24.36	23.25	13.39
11000- 2400- 52710- 0000- 068004- 0000- 00000	WorkersCompPrem	284.00	284.00		213.00	71.00
11000- 2400- 52720- 0000- 068004- 0000- 00000	WorkrsCompERFee	5.00	5.00	4.60	2.30	1.90-
11000- 2400- 53330- 0000- 068004- 0000- 00000	ProfessDevelop	1,100.00	1,100.00	95.66	713.22	291.12
11000- 2400- 53414- 0000- 068004- 0000- 00000	OthProfTechSvcs	3,000.00	3,000.00			3,000.00
11000- 2400- 53711- 0000- 068004- 0000- 00000	Other Charges	1,400.00	1,400.00			1,400.00
11000- 2400- 55813- 0000- 068004- 0000- 00000	EmpTravNonTeach	1,000.00	1,000.00	347.18	614.07	38.75
11000- 2400- 56118- 0000- 068004- 0000- 00000	GenSuppliesMats	1,500.00	1,500.00	182.20		1,317.80
11000- 2400- 57332- 0000- 068004- 0000- 00000	SupplAssets<\$5k				388.54	388.54-
<b>Total for Func 2400 and Expense accounts</b>		<b>28,255.00</b>	<b>28,255.00</b>	<b>10,261.58</b>	<b>11,962.53</b>	<b>6,030.89</b>
<b>Funds 11000 - Operational, Func 2500 - Central Svcs</b>						
11000- 2500- 53414- 0000- 068004- 0000- 00000	OthProfTechSvcs	62,094.00	67,094.00	28,197.44	37,024.57	1,871.99
11000- 2500- 53711- 0000- 068004- 0000- 00000	Other Charges				134.95	134.95-
11000- 2500- 56113- 0000- 068004- 0000- 00000	Software	15,650.00	15,703.00	8,112.97	7,589.53	.50
11000- 2500- 56118- 0000- 068004- 0000- 00000	GenSuppliesMats	750.00	750.00	19.48	237.29	493.23
<b>Total for Func 2500 and Expense accounts</b>		<b>78,494.00</b>	<b>83,547.00</b>	<b>36,329.89</b>	<b>44,986.34</b>	<b>2,230.77</b>
<b>Funds 11000 - Operational, Func 2600 - Op&amp;MaintofPlant</b>						

Selection Grouped by Account Type, Filtered by User Permissions, (Org = 180, Online/Offline = N, UnPosted JEs? = N, Assets and Liabilities? = N, Restricted Accts? = Y, Objct = 51000..59999, Obj Digits = 0, Page Break Lvl = )

Balances through 01/31/2019						Fiscal Year 2018/19
Funds- Func- Obj ct - Pr gm- Locat n- Jb Cl - Opt nl	Description	Adopted Budget	Revised Budget	Encumbered	Expenditure	Account Balance
<b>Funds 11000 - Operational, Func 2600 - Op&amp;MaintofPlant</b>						
11000-2600-51100-0000-068004-1615-00000	SalariesExpense,Custodial	9,135.00	9,135.00	4,039.20	3,702.60	1,393.20
11000-2600-51300-0000-068004-1614-00000	AddtnlCompenstn,Maintenan			499.98		499.98-
11000-2600-51300-0000-068004-1615-00000	AddtnlCompenstn,Custodial				1,066.72	1,066.72-
11000-2600-52111-0000-068004-0000-00000	EducRetirement	1,270.00	1,270.00	630.97	662.94	23.91-
11000-2600-52112-0000-068004-0000-00000	ERARetireeHlth	183.00	183.00	90.80	95.38	3.18-
11000-2600-52210-0000-068004-0000-00000	FICA Payments	567.00	567.00	281.36	295.71	10.07-
11000-2600-52220-0000-068004-0000-00000	MedicarePaymnts	133.00	133.00	65.85	69.15	2.00-
11000-2600-52312-0000-068004-0000-00000	Life	29.00	29.00	11.80	14.16	3.04
11000-2600-52710-0000-068004-0000-00000	WorkersCompPrem	185.00	185.00		139.00	46.00
11000-2600-52720-0000-068004-0000-00000	WorkrsCompERFee	10.00	10.00	6.90	4.60	1.50-
11000-2600-54311-0000-068004-0000-00000	MntRepFrnFixEqp	1,500.00	1,500.00		174.60	1,325.40
11000-2600-54411-0000-068004-0000-00000	Electricity	3,500.00	3,500.00	2,621.99	4,378.01	3,500.00-
11000-2600-54412-0000-068004-0000-00000	NatGasBuildings	18,000.00	18,000.00	8,783.57	3,628.13	5,588.30
11000-2600-54415-0000-068004-0000-00000	Water/Sewage	10,800.00	10,800.00	4,818.36	6,930.26	948.62-
11000-2600-54416-0000-068004-0000-00000	CommunicatnSvcs	5,812.00	5,812.00	2,422.62	3,989.38	600.00-
11000-2600-54610-0000-068004-0000-00000	RentLandBldngs	4,930.00	4,930.00	1,511.00	1,636.00	1,783.00
11000-2600-55200-0000-068004-0000-00000	PropertyLiablns	7,976.00	7,976.00		9,519.00	1,543.00-
11000-2600-56118-0000-068004-0000-00000	GenSuppliesMats	2,000.00	2,000.00	80.83	1,399.83	519.34
<b>Total for Func 2600 and Expense accounts</b>		<b>66,030.00</b>	<b>66,030.00</b>	<b>25,865.23</b>	<b>37,705.47</b>	<b>2,459.30</b>
<b>Funds 11000 - Operational, Func 2700 - StudentTransptn</b>						
11000-2700-51100-0000-068004-1622-00000	SalariesExpense,Bus Drive	2,470.00	4,420.00	2,158.44	260.87	2,000.69
11000-2700-51300-0000-068004-1622-00000	AddtnlCompenstn,Bus Drive				294.53	294.53-
11000-2700-52111-0000-068004-0000-00000	EducRetirement	344.00	344.00			344.00
11000-2700-52112-0000-068004-0000-00000	ERARetireeHlth	50.00	50.00			50.00
11000-2700-52210-0000-068004-0000-00000	FICA Payments	154.00	274.00	133.85	34.43	105.72
11000-2700-52220-0000-068004-0000-00000	MedicarePaymnts	36.00	36.00	31.32	8.06	3.38-
11000-2700-52312-0000-068004-0000-00000	Life	29.00	29.00			29.00
11000-2700-52710-0000-068004-0000-00000	WorkersCompPrem	50.00	50.00		38.00	12.00
11000-2700-52720-0000-068004-0000-00000	WorkrsCompERFee	10.00	10.00	2.30	2.30	5.40
11000-2700-54314-0000-068004-0000-00000	MntRepBuses	5,000.00	5,000.00	200.00	655.21	4,144.79
11000-2700-55200-0000-068004-0000-00000	PropertyLiablns	1,559.00	1,631.00		1,631.00	
11000-2700-56211-0000-068004-0000-00000	Gasoline			1,150.00		1,150.00-
<b>Total for Func 2700 and Expense accounts</b>		<b>9,702.00</b>	<b>11,844.00</b>	<b>3,675.91</b>	<b>2,924.40</b>	<b>5,243.69</b>
<b>Funds 11000 - Operational, Func 2900 - Oth Suppt Svcs</b>						
11000-2900-58211-0000-068004-0000-00000	TaxLiab/Penalty				32.87	32.87-
11000-2900-58219-0000-068004-0000-00000	PayStMtchMedcad	200.00	200.00			200.00

Selection Grouped by Account Type, Filtered by User Permissions, (Org = 180, Online/Offline = N, UnPosted JEs? = N, Assets and Liabilities? = N, Restricted Accts? = Y, Objct = 51000..59999, Obj Digits = 0, Page Break Lvl = )

Balances through 01/31/2019

Fiscal Year 2018/19

Funds- Func- Obj ct - Pr gm- Locat n- JbCl - Opt nl	Description	Adopted Budget	Revised Budget	Encumbered	Expenditure	Account Balance
<b>Total for Func 2900 and Expense accounts</b>		<b>200.00</b>	<b>200.00</b>	<b>.00</b>	<b>32.87</b>	<b>167.13</b>
<b>Funds 11000 - Operational, Func 3100 - FoodSvcsOpertns</b>						
11000- 3100- 51300- 0000- 068004- 1617- 00000	AddtlCompenstn,Food Serv	3,500.00	3,500.00	1,812.46	1,541.63	145.91
11000- 3100- 52111- 0000- 068004- 0000- 00000	EducRetirement	487.00	487.00	252.05	214.39	20.56
11000- 3100- 52112- 0000- 068004- 0000- 00000	ERARetireeHlth	70.00	70.00	36.17	30.76	3.07
11000- 3100- 52210- 0000- 068004- 0000- 00000	FICA Payments	217.00	217.00	112.36	95.56	9.08
11000- 3100- 52220- 0000- 068004- 0000- 00000	MedicarePaymnts	51.00	51.00	26.35	22.41	2.24
<b>Total for Func 3100 and Expense accounts</b>		<b>4,325.00</b>	<b>4,325.00</b>	<b>2,239.39</b>	<b>1,904.75</b>	<b>180.86</b>
<b>Total for Funds 11000</b>		<b>955,275.00</b>	<b>991,248.00</b>	<b>375,428.47</b>	<b>343,193.40</b>	<b>272,626.13</b>
<b>Funds 14000 - TotlnsMatSubFnd, Func 1000 - Instruction</b>						
14000- 1000- 56111- 1010- 068004- 0000- 00000	InsMatCsh50%Txb	4,489.00	4,489.00		4,489.00	
14000- 1000- 56113- 1010- 068004- 0000- 00000	Software		633.00			633.00
<b>Total for Funds 14000, Func 1000 and Expense accounts</b>		<b>4,489.00</b>	<b>5,122.00</b>	<b>.00</b>	<b>4,489.00</b>	<b>633.00</b>
<b>Funds 21000 - Food Svcs, Func 3100 - FoodSvcsOpertns</b>						
21000- 3100- 51300- 0000- 068004- 1617- 00000	AddtlCompenstn,Food Serv				62.50	62.50-
21000- 3100- 52111- 0000- 068004- 0000- 00000	EducRetirement				8.68	8.68-
21000- 3100- 52112- 0000- 068004- 0000- 00000	ERARetireeHlth				1.25	1.25-
21000- 3100- 52210- 0000- 068004- 0000- 00000	FICA Payments				3.87	3.87-
21000- 3100- 52220- 0000- 068004- 0000- 00000	MedicarePaymnts				.90	.90-
21000- 3100- 56116- 0000- 068004- 0000- 00000	Food	1,882.00	1,882.00			1,882.00
<b>Total for Funds 21000, Func 3100 and Expense accounts</b>		<b>1,882.00</b>	<b>1,882.00</b>	<b>.00</b>	<b>77.20</b>	<b>1,804.80</b>
<b>Funds 24101 - Title I - IASA, Func 1000 - Instruction</b>						
24101- 1000- 51100- 1010- 068004- 1711- 00000	SalariesExpense,InstAssts	16,714.00	16,714.00	9,053.46	7,660.62	.08-
24101- 1000- 51300- 1010- 068004- 1621- 00000	AddtlCompenstn,Summer/Af				3,240.00	3,240.00-
24101- 1000- 52111- 0000- 068004- 0000- 00000	EducRetirement	2,324.00	2,324.00	1,258.40	1,448.44	382.84-
24101- 1000- 52112- 0000- 068004- 0000- 00000	ERARetireeHlth	335.00	335.00	181.09	208.43	54.52-
24101- 1000- 52210- 0000- 068004- 0000- 00000	FICA Payments	1,037.00	1,037.00	363.48	509.01	164.51
24101- 1000- 52220- 0000- 068004- 0000- 00000	MedicarePaymnts	243.00	243.00	85.02	119.08	38.90
24101- 1000- 52311- 0000- 068004- 0000- 00000	Hth&MedPremiums	13,260.00	13,260.00	7,028.06	5,926.03	305.91
24101- 1000- 52312- 0000- 068004- 0000- 00000	Life	29.00	29.00	21.24	14.16	6.40-
24101- 1000- 52313- 0000- 068004- 0000- 00000	Dental	719.00	719.00	370.76	313.72	34.52
24101- 1000- 52314- 0000- 068004- 0000- 00000	Vision	89.00	89.00	47.71	40.37	.92
24101- 1000- 52710- 0000- 068004- 0000- 00000	WorkersCompPrem	339.00	339.00		267.00	72.00
24101- 1000- 52720- 0000- 068004- 0000- 00000	WorkrsCompERFee	10.00	10.00	2.30	7.71	.01-
24101- 1000- 56118- 1010- 068004- 0000- 00000	GenSuppliesMats	2,901.00	2,901.00			2,901.00

Balances through 01/31/2019

Fiscal Year 2018/19

Funds- Func- Obj ct - Pr gm- Locat n- Jb Cl - Opt n l	Description	Adopted Budget	Revised Budget	Encumbered	Expenditure	Account Balance
<b>Total for Funds 24101, Func 1000 and Expense accounts</b>		<b>38,000.00</b>	<b>38,000.00</b>	<b>18,411.52</b>	<b>19,754.57</b>	<b>166.09-</b>
<b>Funds 24106 - IDEABEntitlemnt, Func 1000 - Instruction</b>						
24106- 1000- 51100- 2000- 068004- 1712- 00000	SalariesExpense,InstAssts		15,082.00	7,121.66	6,573.82	1,386.52
24106- 1000- 52111- 0000- 068004- 0000- 00000	EducRetirement		2,097.00	989.95	913.79	193.26
24106- 1000- 52112- 0000- 068004- 0000- 00000	ERARetireeHlth		302.00	142.48	131.51	28.01
24106- 1000- 52210- 0000- 068004- 0000- 00000	FICA Payments		935.00	441.48	407.55	85.97
24106- 1000- 52220- 0000- 068004- 0000- 00000	MedicarePaymnts		219.00	103.22	95.29	20.49
24106- 1000- 52312- 0000- 068004- 0000- 00000	Life		35.00	15.93	11.80	7.27
24106- 1000- 52710- 0000- 068004- 0000- 00000	WorkersCompPrem		230.00		230.00	
24106- 1000- 52720- 0000- 068004- 0000- 00000	WorkrsCompERFee		7.00	1.73	6.33	1.06-
<b>Total for Func 1000 and Expense accounts</b>		<b>.00</b>	<b>18,907.00</b>	<b>8,816.45</b>	<b>8,370.09</b>	<b>1,720.46</b>
<b>Funds 24106 - IDEABEntitlemnt, Func 2100 - SuppSvcsStudnts</b>						
24106- 2100- 51100- 2000- 068004- 1211- 00000	SalariesExpense,Coord/Sub		6,665.00	2,693.47	2,417.21	1,554.32
24106- 2100- 52111- 0000- 068004- 0000- 00000	EducRetirement			374.40	336.00	710.40-
24106- 2100- 52112- 0000- 068004- 0000- 00000	ERARetireeHlth			53.82	48.30	102.12-
24106- 2100- 52210- 0000- 068004- 0000- 00000	FICA Payments			149.37	134.03	283.40-
24106- 2100- 52220- 0000- 068004- 0000- 00000	MedicarePaymnts			34.97	31.36	66.33-
24106- 2100- 52311- 0000- 068004- 0000- 00000	Hth&MedPremiums			394.94	354.69	749.63-
24106- 2100- 52312- 0000- 068004- 0000- 00000	Life			2.43	1.72	4.15-
24106- 2100- 52313- 0000- 068004- 0000- 00000	Dental			11.44	10.25	21.69-
24106- 2100- 52314- 0000- 068004- 0000- 00000	Vision			2.73	2.46	5.19-
24106- 2100- 52315- 0000- 068004- 0000- 00000	Disability		37.00	9.36	8.16	19.48
24106- 2100- 52710- 0000- 068004- 0000- 00000	WorkersCompPrem		168.00		168.00	
24106- 2100- 52720- 0000- 068004- 0000- 00000	WorkrsCompERFee			.26	.90	1.16-
<b>Total for Func 2100 and Expense accounts</b>		<b>.00</b>	<b>6,870.00</b>	<b>3,727.19</b>	<b>3,513.08</b>	<b>370.27-</b>
<b>Total for Funds 24106</b>		<b>.00</b>	<b>25,777.00</b>	<b>12,543.64</b>	<b>11,883.17</b>	<b>1,350.19</b>
<b>Funds 24154 - TchPrinTrainRec, Func 1000 - Instruction</b>						
24154- 1000- 53330- 1010- 068004- 0000- 00000	ProfessDevelop			1,526.00	200.00	1,726.00-
<b>Total for Funds 24154, Func 1000 and Expense accounts</b>		<b>.00</b>	<b>.00</b>	<b>1,526.00</b>	<b>200.00</b>	<b>1,726.00-</b>
<b>Funds 25153 - TitleXIX-3/21Yr, Func 1000 - Instruction</b>						
25153- 1000- 55915- 1010- 068004- 0000- 00000	OthContractSvcs				57.40	57.40-
<b>Total for Func 1000 and Expense accounts</b>		<b>.00</b>	<b>.00</b>	<b>.00</b>	<b>57.40</b>	<b>57.40-</b>
<b>Funds 25153 - TitleXIX-3/21Yr, Func 2100 - SuppSvcsStudnts</b>						
25153- 2100- 53212- 2000- 068004- 0000- 00000	SpeechThrpsCont	5,500.00	17,880.00		4,776.19	13,103.81
25153- 2100- 55813- 2000- 068004- 0000- 00000	EmpTravNonTeach		345.00		344.12	.88
<b>Total for Func 2100 and Expense accounts</b>		<b>5,500.00</b>	<b>18,225.00</b>	<b>.00</b>	<b>5,120.31</b>	<b>13,104.69</b>

Selection Grouped by Account Type, Filtered by User Permissions, (Org = 180, Online/Offline = N, UnPosted JEs? = N, Assets and Liabilities? = N, Restricted Accts? = Y, Objct = 51000..59999, Obj Digits = 0, Page Break Lvl = )

Balances through 01/31/2019						Fiscal Year 2018/19
Funds- Func- Obj ct - Pr gm- Locat n- Jb Cl - Opt nl	Description	Adopted Budget	Revised Budget	Encumbered	Expenditure	Account Balance
<b>Funds 25153 - TitleXIX-3/21Yr, Func 2500 - Central Svcs</b>						
25153- 2500- 55914- 0000- 068004- 0000- 00000	CntrctsIntrAgcy	500.00	500.00	478.52	21.48	
<b>Total for Func 2500 and Expense accounts</b>		<b>500.00</b>	<b>500.00</b>	<b>478.52</b>	<b>21.48</b>	<b>.00</b>
<b>Total for Funds 25153</b>		<b>6,000.00</b>	<b>18,725.00</b>	<b>478.52</b>	<b>5,199.19</b>	<b>13,047.29</b>
<b>Funds 27107 - 2012GOBondSB66, Func 2200 - Suppt Svcs Inst</b>						
27107- 2200- 56114- 1010- 068004- 0000- 00000	LibraryAudioVis	2,292.00	2,292.00			2,292.00
<b>Total for Funds 27107, Func 2200 and Expense accounts</b>		<b>2,292.00</b>	<b>2,292.00</b>	<b>.00</b>	<b>.00</b>	<b>2,292.00</b>
<b>Funds 27114 - NMReadstoLeadK3, Func 1000 - Instruction</b>						
27114- 1000- 51100- 1010- 068004- 1411- 00000	SalariesExpense,Teachers	28,880.00	28,880.00	15,469.22	13,089.34	321.44
27114- 1000- 52111- 0000- 068004- 0000- 00000	EducRetirement	4,015.00	4,015.00	2,150.20	1,819.40	45.40
27114- 1000- 52112- 0000- 068004- 0000- 00000	ERARetireeHlth	578.00	578.00	309.40	261.80	6.80
27114- 1000- 52210- 0000- 068004- 0000- 00000	FICA Payments	1,791.00	1,791.00	884.52	788.64	117.84
27114- 1000- 52220- 0000- 068004- 0000- 00000	MedicarePaymnts	419.00	419.00	206.83	184.39	27.78
27114- 1000- 52311- 0000- 068004- 0000- 00000	Hth&MedPremiums			1,699.75	538.88	2,238.63-
27114- 1000- 52312- 0000- 068004- 0000- 00000	Life	16.00	16.00	16.74	11.16	11.90-
27114- 1000- 52313- 0000- 068004- 0000- 00000	Dental			83.85	12.90	96.75-
27114- 1000- 52314- 0000- 068004- 0000- 00000	Vision			19.37	2.98	22.35-
27114- 1000- 52710- 0000- 068004- 0000- 00000	WorkersCompPrem	301.00	301.00		482.00	181.00-
27114- 1000- 52720- 0000- 068004- 0000- 00000	WorkrsCompERFee			1.82	5.46	7.28-
<b>Total for Funds 27114, Func 1000 and Expense accounts</b>		<b>36,000.00</b>	<b>36,000.00</b>	<b>20,841.70</b>	<b>17,196.95</b>	<b>2,038.65-</b>
<b>Funds 29102 - PrivDirGrntsCat, Func 1000 - Instruction</b>						
29102- 1000- 56118- 1010- 068004- 0000- 00000	GenSuppliesMats	957.00	957.00			957.00
<b>Total for Funds 29102, Func 1000 and Expense accounts</b>		<b>957.00</b>	<b>957.00</b>	<b>.00</b>	<b>.00</b>	<b>957.00</b>
<b>Funds 31200 - PubSchCapOutlay, Func 4000 - Capital Outay</b>						
31200- 4000- 54610- 0000- 068004- 0000- 00000	RentLandBldngs		37,778.00	18,889.00	18,889.00	
<b>Total for Funds 31200, Func 4000 and Expense accounts</b>		<b>.00</b>	<b>37,778.00</b>	<b>18,889.00</b>	<b>18,889.00</b>	<b>.00</b>
<b>Funds 31700 - CapImprvmtsSB-9, Func 4000 - Capital Outay</b>						
31700- 4000- 57332- 0000- 068004- 0000- 00000	SupplAssets<\$5k	12,014.00	12,014.00	8,186.40		3,827.60
<b>Total for Funds 31700, Func 4000 and Expense accounts</b>		<b>12,014.00</b>	<b>12,014.00</b>	<b>8,186.40</b>	<b>.00</b>	<b>3,827.60</b>
<b>Funds 90100 - StudentActivity, Func 1000 - Instruction</b>						
90100- 1000- 55915- 1010- 068004- 0000- 00000	OthContractSvcs				120.00	120.00-
<b>Total for Funds 90100, Func 1000 and Expense accounts</b>		<b>.00</b>	<b>.00</b>	<b>.00</b>	<b>120.00</b>	<b>120.00-</b>
<b>Total for Org 180 - Rio Gallinas School for Ecology and the Arts</b>		<b>1,056,909.00</b>	<b>1,169,795.00</b>	<b>456,305.25</b>	<b>421,002.48</b>	<b>292,487.27</b>



Balances through January				Fiscal Year 2018/19	
Funds	Description	Debit	Credit	Account Balance	
<b>Objct 11011 - Bank Accounts</b>					
11000	Operational Fund	739,966.35	383,176.68	356,789.67	
14000	Inst. Materials Fund	5,122.63	4,489.00	633.63	
21000	Food Services Fund	1,882.06	77.20	1,804.86	
24101	Title I - IASA	17,888.03	19,404.17	1,516.14-	
24106	IDEA-B Entitlement	10,147.80	31,260.59	21,112.79-	
24154	Teach./Princp. Train & Recruit	200.00	400.00	200.00-	
24162	Title I School Improvement	1,301.55	1,301.55		
25153	Title XIX MEDICAID 3/21 Years	14,684.51	5,199.19	9,485.32	
27107	2012 GOBond Std. Library SB-66	666.04	3,780.16	3,114.12-	
27114	NM Reads to Lead K-3	4,899.87	15,551.25	10,651.38-	
29102	Private Dir Grants-Categorical	956.96		956.96	
31200	Public School Capital Outlay		18,889.00	18,889.00-	
90100	Student Activity	3,445.43	120.00	3,325.43	
90101	Student Activity-MiddleSchool	407.05		407.05	
90106	Art Fund	100.00		100.00	
90107	4th & 5th Grade Fund	132.00		132.00	
90110	Staff Appreciation	50.00		50.00	
<b>Total for Org 180, Objct 11011 and Asset accounts</b>		<b>801,850.28</b>	<b>483,648.79</b>	<b>318,201.49</b>	

Statement Date 01/31/2019

Cash Object 11011

Status Submitted

Journal Entry #

Bank Statement Ending Balance	321,162.53	Service Charge	0.00
Less: Uncleared Payments	2,961.04	Interest Earned	0.00
Add: Uncleared Deposits	0.00		
Add: Uncleared Other	0.00	Cleared Payments	52,181.66
Adjusted Bank Balance	318,201.49	Cleared Deposits	70,619.53
System Cash Balance	318,201.49	Cleared Other	0.00
Add: Unposted Charges and Interest	0.00		
Revised System Cash Balance	318,201.49	Submitted By	RRUNYAN, 02/04/2019
Difference	0.00	Posted By	

Uncleared Payments

Issued	Check #	Check Amount	Pay To Name	Vendor ID	Emp ID	Bank Acct
08/30/17	10024	335.16	John Peden		000010	180MAIN
01/31/19	10595	1,235.25	Aja Currey		000002	180MAIN
01/31/19	10596	138.52	Susanna Lucero		000070	180MAIN
01/31/19	10599	107.26	Aja Currey	000070		180MAIN
01/31/19	10600	57.40	NM Human Services	000166		180MAIN
01/31/19	10601	782.63	PNM	000049		180MAIN
01/31/19	10602	304.82	Sharp Electronics Corporation	000202		180MAIN
		<u>2,961.04</u>				

Uncleared Other

Effective	JE #	Amount	JE Comment	Bank Acct
06/30/18	CA18-00017	137.07		
06/30/18	CA18-00018	137.07-		
		<u>0.00</u>		

Cleared Payments

Issued	Check #	Check Amount	Cleared Amount	Difference	Cleared	Pay To Name	Vendor ID	Emp ID	Bank Acct
12/04/18	10542	120.00	120.00		01/31/19	Las Vegas Sangre de Cristo Sunrise	010006		180MAIN
12/13/18	10556	484.09	484.09		01/31/19	Plateau Telecommunications Inc	000220		180MAIN
12/31/18	10569	1,232.41	1,232.41		01/31/19	Aja Currey		000002	180MAIN
01/02/19	10575	7,235.32	7,235.32		01/31/19	NMPSIA	900001		180MAIN
01/04/19	10577	726.03	726.03		01/31/19	NM Taxation/Revenue Department	900003		180MAIN
01/08/19	10578	5,451.73	5,451.73		01/31/19	ACES	000083		180MAIN
01/08/19	10579	136.47	136.47		01/31/19	City of Las Vegas	000019		180MAIN
01/08/19	10580	484.09	484.09		01/31/19	Plateau Telecommunications Inc	000220		180MAIN
01/08/19	10581	189.00	189.00		01/31/19	VKidz Holdings Inc	010028		180MAIN
01/09/19	10585	55.90	55.90		01/31/19	New Mexico Taxation and Revenue Dep:	900013		180MAIN

Selection Grouped by Org, Cash Object, Statement Date - Sorted by Item date, Item #, (Org = 180, Cash Object IN ('11011'), Bank Statement Date = 1/31/2019, Uncleared Only? = No)



Statement Date 01/31/2019

Cash Object 11011

Status Submitted

Journal Entry #

**Cleared Payments (continued)**

Issued	Check #	Check Amount	Cleared Amount	Difference	Cleared	Pay To Name	Vendor ID	Emp ID	Bank Acct
01/09/19	10586	1,151.47	1,151.47		01/31/19	NM Dept of Workforce Solutions	900002		180MAIN
01/10/19	10587	147.62	147.62		01/31/19	First Financial Group of Amer.	901000		180MAIN
01/15/19	10582	1,235.25	1,235.25		01/31/19	Aja Currey		000002	180MAIN
01/15/19	10583	61.30	61.30		01/31/19	Paul Trujillo		000064	180MAIN
01/15/19	10584	3,532.50	3,532.50		01/31/19	EFTPS	900004		180MAIN
01/15/19	Batch 01/15/2019	10,290.98	10,290.98		01/31/19				180MAIN
01/22/19	10588	700.00	700.00		01/31/19	Anastasia Murphy	010008		180MAIN
01/22/19	10589	2,491.16	2,491.16		01/31/19	City of Las Vegas	000019		180MAIN
01/22/19	10590	3.07	3.07		01/31/19	Cooperative Educational Srvcs	000086		180MAIN
01/22/19	10591	100.00	100.00		01/31/19	First United Presbyterian	000056		180MAIN
01/22/19	10592	484.09	484.09		01/31/19	Plateau Telecommunications Inc	000220		180MAIN
01/22/19	10593	747.98	747.98		01/31/19	PNM	000049		180MAIN
01/22/19	10594	221.93	221.93		01/31/19	Sharp Electronics Corporation	000202		180MAIN
01/31/19	10597	355.81	355.81		01/31/19	Paul Trujillo		000064	180MAIN
01/31/19	10598	3,761.44	3,761.44		01/31/19	EFTPS	900004		180MAIN
01/31/19	Batch 01/31/2019	10,782.02	10,782.02		01/31/19				180MAIN
		<b>52,181.66</b>	<b>52,181.66</b>						

**Cleared Deposits**

Deposited	Deposit #	Deposit Amount	Cleared Amount	Difference	Cleared	Bank Acct
01/07/19	Batch 01/07/2019	104.33	104.33		01/31/19	180MAIN
01/08/19	Batch 01/08/2019	105.26	105.26		01/31/19	180MAIN
01/10/19	Batch 01/10/2019	62,561.24	62,561.24		01/31/19	180MAIN
01/22/19	Batch 01/22/2019	6,149.70	6,149.70		01/31/19	180MAIN
01/24/19	Batch 01/24/2019	706.00	706.00		01/31/19	180MAIN
01/25/19	Batch 01/25/2019	481.00	481.00		01/31/19	180MAIN
01/30/19	Batch 01/30/2019	512.00	512.00		01/31/19	180MAIN
		<b>70,619.53</b>	<b>70,619.53</b>			





Selection Grouped by Org, Cash Object, Statement Date - Sorted by Item date, Item #, (Org = 180, Cash Object IN ('11011'), Bank Statement Date = 1/31/2019, Uncleared Only? = No)



RETURN SERVICE REQUESTED

RIO GALLINAS SCHOOL FOR ECOLOGY AND THE  
1107 MONTEZUMA ST  
LAS VEGAS NM 87701-3519

**Managing Your Accounts**

-  Branch Name Southwest Capital Bank
-  Customer Service (505) 247-7922
-  Mailing Address P.O. Box 25127  
Albuquerque, NM 87101
-  Online Access [www.southwestcapital.com](http://www.southwestcapital.com)

Thank you for choosing Southwest Capital Bank as your Relationship Bank!

**Summary of Accounts**

Managing your Southwest Capital Bank accounts has never been easier. You can open a new account, make changes to your existing accounts, and monitor your account activity using our Online Banking or Mobile Banking Apps. Download our app today or visit us online at [www.southwestcapital.com](http://www.southwestcapital.com) to learn more.

Account Type	Account Number	Ending Balance
Business Checking	XXXXXXXX94299	\$321,162.53

**Business Checking - XXXXXXXX94299**

**Account Summary**

Date	Description	Amount
01/01/2019	<b>Beginning Balance</b>	<b>\$302,724.66</b>
	10 Credit(s) This Period	\$70,619.53
	26 Debit(s) This Period	\$52,181.66
01/31/2019	<b>Ending Balance</b>	<b>\$321,162.53</b>

FREE YOURSELF FROM ATM SURCHARGE FEES!

Our customers can enjoy the convenience of using over 55,000 surcharge free ATM's worldwide at retailers like Target, Walgreens, and 7-11.

Find more available ATM's by visiting us online at [www.southwestcapital.com](http://www.southwestcapital.com).

**Deposits**

Date	Description	Amount
01/07/2019	Deposit	\$104.33
01/10/2019	Deposit	\$62,561.24
	transfer from 9002103/j bonney 1/10/19	
01/22/2019	Deposit	\$6,149.70
01/24/2019	Deposit	\$706.00
01/25/2019	Deposit	\$32.00
01/25/2019	Deposit	\$449.00
01/30/2019	Deposit	\$32.00
01/30/2019	Deposit	\$32.00
01/30/2019	Deposit	\$448.00



Scan the code to the left or visit us at [www.southwestcapital.com](http://www.southwestcapital.com)



**Business Checking - XXXXXXXX94299 (continued)**

**Electronic Credits**

Date	Description	Amount
01/08/2019	ACH Deposit NM HSD-MCAID ACH HCCLAIMPMT	\$105.26

**Electronic Debits**

Date	Description	Amount
01/03/2019	ACH Payment RIO GALLINAS SCH NMPSIA Mon	\$7,235.32
01/07/2019	ACH Payment TAX_REV_CRIS_ECKS TRD PMNT	\$726.03
01/10/2019	ACH Payment STATE OF NM DWS UI PAYMENT	\$1,151.47
01/11/2019	ACH Payment TAX_REV_WKC_ECKS TRD PMNT	\$55.90
01/14/2019	ACH Payment RIO GALLINAS SCH FFA	\$147.62
01/15/2019	ACH Payment IRS USATAXPYMT	\$3,532.50
01/15/2019	ACH Payment Rio Gallinas Sch PAYROLL ACH File	\$10,290.98
01/31/2019	ACH Payment IRS USATAXPYMT	\$3,761.44
01/31/2019	ACH Payment Rio Gallinas Sch PAYROLL ACH File	\$10,782.02

**Checks Cleared**

Check Nbr	Date	Amount	Check Nbr	Date	Amount	Check Nbr	Date	Amount
10542	01/09/2019	\$120.00	10581	01/23/2019	\$189.00	10591	01/29/2019	\$100.00
10556*	01/02/2019	\$484.09	10582	01/16/2019	\$1,235.25	10592	01/28/2019	\$484.09
10569*	01/02/2019	\$1,232.41	10583	01/17/2019	\$61.30	10593	01/31/2019	\$747.98
10578*	01/14/2019	\$5,451.73	10588*	01/30/2019	\$700.00	10594	01/30/2019	\$221.93
10579	01/14/2019	\$136.47	10589	01/24/2019	\$2,491.16	10597*	01/31/2019	\$355.81
10580	01/15/2019	\$484.09	10590	01/24/2019	\$3.07			

\* Indicates skipped check number

**Daily Balances**

Date	Amount	Date	Amount	Date	Amount
01/01/2019	\$302,724.66	01/11/2019	\$354,490.27	01/24/2019	\$337,322.80
01/02/2019	\$301,008.16	01/14/2019	\$348,754.45	01/25/2019	\$337,803.80
01/03/2019	\$293,772.84	01/15/2019	\$334,446.88	01/28/2019	\$337,319.71
01/07/2019	\$293,151.14	01/16/2019	\$333,211.63	01/29/2019	\$337,219.71
01/08/2019	\$293,256.40	01/17/2019	\$333,150.33	01/30/2019	\$336,809.78
01/09/2019	\$293,136.40	01/22/2019	\$339,300.03	01/31/2019	\$321,162.53
01/10/2019	\$354,546.17	01/23/2019	\$339,111.03		

DEPOSIT TICKET  
DATE: 01/07/2019  
RIO GALLINAS SCHOOL FOR ECOLOGY AND THE ARTS  
1107 MONTICENA  
LAS VEGAS, NV 89101

Southwest Capital Bank

TOTAL: 104.33

41070003724 70942994 111

#0 01/07/19 \$104.33

Record of Checks from Report

CHQ#	DATE	AMOUNT	DEBIT	CREDIT
TOTAL		104.33		

Batch: 50745086

#0 01/07/19 \$104.33

DEPOSIT TICKET  
DATE: 01/22/2019  
RIO GALLINAS SCHOOL FOR ECOLOGY AND THE ARTS  
1107 MONTICENA  
LAS VEGAS, NV 89101

Southwest Capital Bank

TOTAL: 6149.70

41070003724 70942994 111

#0 01/22/19 \$6,149.70

Record of Checks from Report

CHQ#	DATE	AMOUNT	DEBIT	CREDIT
TOTAL		6149.70		

Batch: 5166341

#0 01/22/19 \$6,149.70

DEPOSIT TICKET  
DATE: 01/24/2019  
RIO GALLINAS SCHOOL FOR ECOLOGY AND THE ARTS  
1107 MONTICENA  
LAS VEGAS, NV 89101

Southwest Capital Bank

TOTAL: 706.00

41070003724 70942994 111

*Singapore Trip for 01/25/19, Skinyuan Booking Fee.*

#0 01/24/19 \$706.00

Record of Checks from Report

CHQ#	DATE	AMOUNT	DEBIT	CREDIT
TOTAL		706.00		

Batch: 5181154

#0 01/24/19 \$706.00

DEPOSIT TICKET  
DATE: 01/25/2019  
RIO GALLINAS SCHOOL FOR ECOLOGY AND THE ARTS  
1107 MONTICENA  
LAS VEGAS, NV 89101

Southwest Capital Bank

TOTAL: 32.00

41070003724 70942994 111

*Singapore Trip Fee for 1/25/19*

#0 01/25/19 \$32.00

Record of Checks from Report

CHQ#	DATE	AMOUNT	DEBIT	CREDIT
TOTAL		32.00		

Batch: 5182040

#0 01/25/19 \$32.00

DEPOSIT TICKET  
DATE: 01/25/2019  
RIO GALLINAS SCHOOL FOR ECOLOGY AND THE ARTS  
1107 MONTICENA  
LAS VEGAS, NV 89101

Southwest Capital Bank

TOTAL: 449.00

41070003724 70942994 111

*Singapore Trip Fee for 01/25/19*

#0 01/25/19 \$449.00

Record of Checks from Report

CHQ#	DATE	AMOUNT	DEBIT	CREDIT
TOTAL		449.00		

Batch: 5182040

#0 01/25/19 \$449.00

DEPOSIT TICKET  
DATE: 01/30/2019  
RIO GALLINAS SCHOOL FOR ECOLOGY AND THE ARTS  
1107 MONTICENA  
LAS VEGAS, NV 89101

Southwest Capital Bank

TOTAL: 32.00

41070003724 70942994 111

*Singapore Trip Fee*

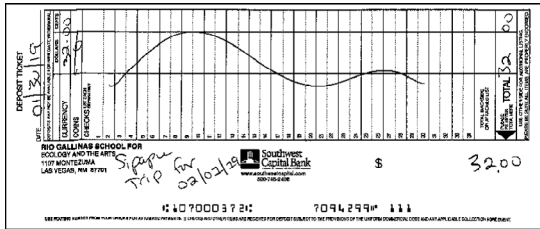
#0 01/30/19 \$32.00

Record of Checks from Report

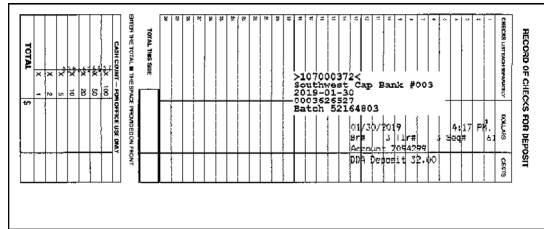
CHQ#	DATE	AMOUNT	DEBIT	CREDIT
TOTAL		32.00		

Batch: 52164803

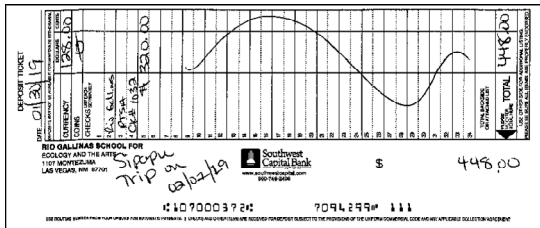
#0 01/30/19 \$32.00



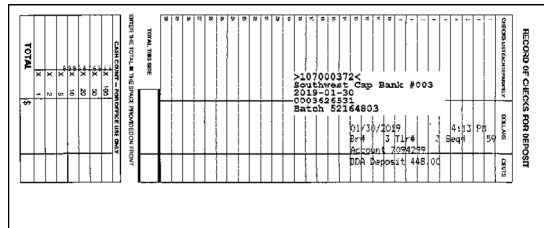
#0 01/30/19 \$32.00




#0 01/30/19 \$32.00



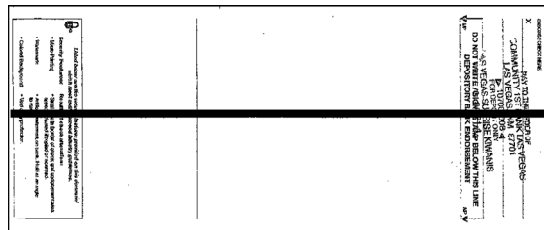
#0 01/30/19 \$448.00




#0 01/30/19 \$448.00




#10542 01/09/19 \$120.00




#10542 01/09/19 \$120.00



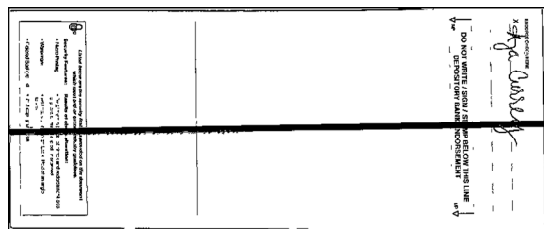
#10556 01/02/19 \$484.09




#10556 01/02/19 \$484.09




#10569 01/02/19 \$1,232.41



#10569 01/02/19 \$1,232.41




#10578 01/14/19 \$5,451.73

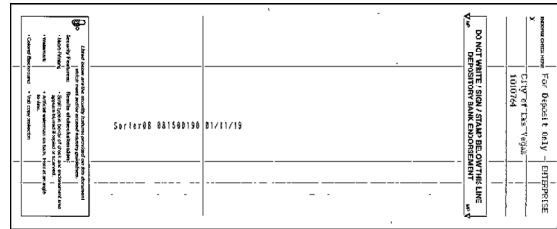


#10578 01/14/19 \$5,451.73






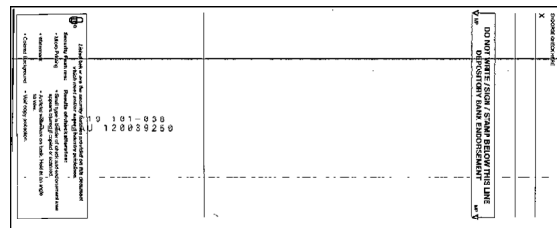
#10579 01/14/19 \$136.47




#10579 01/14/19 \$136.47



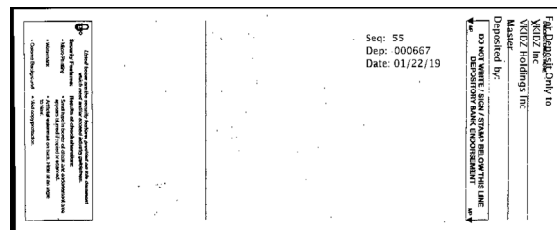
#10580 01/15/19 \$484.09




#10580 01/15/19 \$484.09



#10581 01/23/19 \$189.00




#10581 01/23/19 \$189.00




#10582 01/16/19 \$1,235.25




#10582 01/16/19 \$1,235.25




#10583 01/17/19 \$61.30



#10583 01/17/19 \$61.30



#10588 01/30/19 \$700.00



#10588 01/30/19 \$700.00

Southwest Capital Bank  
Río Gallinas School for Ecology and the Arts  
2730 Romero St  
Las Vegas, NM 87701

CHECK NO: 10589  
ISSUE DATE: 01/22/2019

AMOUNT  
\$2,491.16

PAY TWO THOUSAND FOUR HUNDRED NINETY ONE AND 16/100 DOLLARS

TO City of Las Vegas  
1000 12th Street  
Las Vegas, NM 87701

SECURITY FEATURES INCLUDED: MICR LINE, VOID COPY, VOID COPY, VOID COPY

#10589 01/24/19 \$2,491.16

Southwest Capital Bank  
Río Gallinas School for Ecology and the Arts  
2730 Romero St  
Las Vegas, NM 87701

CHECK NO: 10589  
ISSUE DATE: 01/22/2019

AMOUNT  
\$2,491.16

PAY TWO THOUSAND FOUR HUNDRED NINETY ONE AND 16/100 DOLLARS

TO City of Las Vegas  
1000 12th Street  
Las Vegas, NM 87701

SECURITY FEATURES INCLUDED: MICR LINE, VOID COPY, VOID COPY, VOID COPY

#10589 01/24/19 \$2,491.16

Southwest Capital Bank  
Río Gallinas School for Ecology and the Arts  
2730 Romero St  
Las Vegas, NM 87701

CHECK NO: 10590  
ISSUE DATE: 01/22/2019

AMOUNT  
\$3.07

PAY THREE AND 07/100 DOLLARS

TO Cooperative Educational Services  
4000 Balcon Park  
Albuquerque, NM 87105-2901

SECURITY FEATURES INCLUDED: MICR LINE, VOID COPY, VOID COPY, VOID COPY

#10590 01/24/19 \$3.07

Southwest Capital Bank  
Río Gallinas School for Ecology and the Arts  
2730 Romero St  
Las Vegas, NM 87701

CHECK NO: 10590  
ISSUE DATE: 01/22/2019

AMOUNT  
\$3.07

PAY THREE AND 07/100 DOLLARS

TO Cooperative Educational Services  
4000 Balcon Park  
Albuquerque, NM 87105-2901

SECURITY FEATURES INCLUDED: MICR LINE, VOID COPY, VOID COPY, VOID COPY

#10590 01/24/19 \$3.07

Southwest Capital Bank  
Río Gallinas School for Ecology and the Arts  
2730 Romero St  
Las Vegas, NM 87701

CHECK NO: 10591  
ISSUE DATE: 01/22/2019

AMOUNT  
\$100.00

PAY ONE HUNDRED AND 00/100 DOLLARS

TO First United Presbyterian  
1001 Douglas Ave  
Las Vegas, NM 87701

SECURITY FEATURES INCLUDED: MICR LINE, VOID COPY, VOID COPY, VOID COPY

#10591 01/29/19 \$100.00

Southwest Capital Bank  
Río Gallinas School for Ecology and the Arts  
2730 Romero St  
Las Vegas, NM 87701

CHECK NO: 10591  
ISSUE DATE: 01/22/2019

AMOUNT  
\$100.00

PAY ONE HUNDRED AND 00/100 DOLLARS

TO First United Presbyterian  
1001 Douglas Ave  
Las Vegas, NM 87701

SECURITY FEATURES INCLUDED: MICR LINE, VOID COPY, VOID COPY, VOID COPY

#10591 01/29/19 \$100.00

Southwest Capital Bank  
Río Gallinas School for Ecology and the Arts  
2730 Romero St  
Las Vegas, NM 87701

CHECK NO: 10592  
ISSUE DATE: 01/22/2019

AMOUNT  
\$484.09

PAY FOUR HUNDRED EIGHTY FOUR AND 09/100 DOLLARS

TO Plateau Telecommunications Inc  
PO Box 8038  
Clovis, NM 88102-1450

SECURITY FEATURES INCLUDED: MICR LINE, VOID COPY, VOID COPY, VOID COPY

#10592 01/28/19 \$484.09

Southwest Capital Bank  
Río Gallinas School for Ecology and the Arts  
2730 Romero St  
Las Vegas, NM 87701

CHECK NO: 10592  
ISSUE DATE: 01/22/2019

AMOUNT  
\$484.09

PAY FOUR HUNDRED EIGHTY FOUR AND 09/100 DOLLARS

TO Plateau Telecommunications Inc  
PO Box 8038  
Clovis, NM 88102-1450

SECURITY FEATURES INCLUDED: MICR LINE, VOID COPY, VOID COPY, VOID COPY

#10592 01/28/19 \$484.09

Southwest Capital Bank  
Río Gallinas School for Ecology and the Arts  
2730 Romero St  
Las Vegas, NM 87701

CHECK NO: 10593  
ISSUE DATE: 01/22/2019

AMOUNT  
\$747.98

PAY SEVEN HUNDRED FORTY SEVEN AND 98/100 DOLLARS

TO Río Gallinas School for Ecology and the Arts  
2730 Romero St  
Las Vegas, NM 87701

SECURITY FEATURES INCLUDED: MICR LINE, VOID COPY, VOID COPY, VOID COPY

#10593 01/31/19 \$747.98

Southwest Capital Bank  
Río Gallinas School for Ecology and the Arts  
2730 Romero St  
Las Vegas, NM 87701

CHECK NO: 10593  
ISSUE DATE: 01/22/2019

AMOUNT  
\$747.98

PAY SEVEN HUNDRED FORTY SEVEN AND 98/100 DOLLARS

TO Río Gallinas School for Ecology and the Arts  
2730 Romero St  
Las Vegas, NM 87701

SECURITY FEATURES INCLUDED: MICR LINE, VOID COPY, VOID COPY, VOID COPY

#10593 01/31/19 \$747.98

Southwest Capital Bank  
Río Gallinas School for Ecology and the Arts  
2730 Romero St  
Las Vegas, NM 87701

CHECK NO: 10594  
ISSUE DATE: 01/22/2019

AMOUNT  
\$221.93

PAY TWO HUNDRED TWENTY ONE AND 93/100 DOLLARS

TO Ring Electronics Corporation  
10000 Ring Plaza  
Albuquerque, NM 87113

SECURITY FEATURES INCLUDED: MICR LINE, VOID COPY, VOID COPY, VOID COPY

#10594 01/30/19 \$221.93

Southwest Capital Bank  
Río Gallinas School for Ecology and the Arts  
2730 Romero St  
Las Vegas, NM 87701

CHECK NO: 10594  
ISSUE DATE: 01/22/2019

AMOUNT  
\$221.93

PAY TWO HUNDRED TWENTY ONE AND 93/100 DOLLARS

TO Ring Electronics Corporation  
10000 Ring Plaza  
Albuquerque, NM 87113

SECURITY FEATURES INCLUDED: MICR LINE, VOID COPY, VOID COPY, VOID COPY

#10594 01/30/19 \$221.93

