

**Rio Gallinas School for Ecology and the Arts  
Financial Update  
July 10, 2024**

**A. BARs**

	<u>BAR #</u>	<u>Fund Description</u>	<u>Reason/Type</u>	<u>Amount</u>
1	None			\$ -

**B. Payroll & Accounts Payable Payment Vouchers**

1 June 2024

**C. Financial Statement Reports - as of June 30, 2024**

1 Financial Analysis  
2 Bank Reconciliation

**D. Other**

**Checks Dated 06/01/2024 through 06/30/2024**

Check Number	Check Date	Pay to the Order of	Check Amount
12777	06/12/2024	Bank of America Purchase Card	2,212.62
12778	06/12/2024	Cooperative Educational Srvcs	1.57
12779	06/12/2024	Janel Williams-Salazar	446.45
12780	06/12/2024	Nations Best Holdings LLC	269.76
12781	06/12/2024	Public Charter Schools of New Mexico	1,145.50
12782	06/12/2024	Sharp Electronics Corporation	722.12
12783	06/12/2024	West Las Vegas Schools	12,000.00
12784	06/13/2024	FTF Systems, LLC	9,614.48
12785	06/13/2024	Lakeshore Equipment Company	3,878.62
12786	06/19/2024	Restorative Justice Education	800.00
12788	06/25/2024	Bank of America Purchase Card	664.32
12789	06/25/2024	City of Las Vegas	1,433.76
12790	06/25/2024	Lakeshore Equipment Company	10,279.85
12791	06/25/2024	Las Vegas Optic	540.73
12794	06/12/2024	First Financial Group of Amer.	884.32
12795	06/26/2024	First Financial Group of Amer.	2,008.08
12796	06/30/2024	ACES	8,565.15
12797	06/25/2024	Aja Currey	186.32
12798	06/25/2024	City of Las Vegas	86.30
12799	06/25/2024	First United Presbyterian	110.00
12800	06/25/2024	James M. Esquibel	179.72
12801	06/25/2024	Plateau Telecommunications Inc	556.94
12802	06/25/2024	Raymond C. Sanchez	181.04
12803	06/25/2024	Rubin, Jeannie	1,290.25
12810	06/26/2024	Patricia Rodriguez	2,217.06
12811	06/26/2024	Plateau Telecommunications Inc	573.17
12812	06/26/2024	NM Educational RetirementBoard	48,975.86
12813	06/26/2024	NM Educational RetirementBoard	31,868.20
12814	06/07/2024	NM RHC	3,246.72
12815	06/13/2024	NM Taxation/Revenue Department	3,377.58
12816	06/28/2024	NM Taxation/Revenue Department	4,482.72
12817	06/27/2024	NM RHC	5,117.84
12818	06/20/2024	Pre-Paid Legal Services, Inc	213.51
12819	06/07/2024	NMPSIA	8,747.76
12820	06/27/2024	Pre-Paid Legal Services, Inc	213.50
<b>Total Number of Checks</b>			<b>35</b>
			<b>167,091.82</b>

**Fund Recap**

Fund	Description	Check Count	Expensed Amount
11000	Operational Fund	28	90,243.38
24101	Title I - IASA	9	467.90
24106	IDEA-B Entitlement	11	3,449.78
24330	ESSER III	10	19,276.57
25153	Title XIX MEDICAID 3/21 Years	3	2,523.77
26107	REC/District Fiscal Agent	8	2,628.80
27114	NM Reads to Lead K-3	3	1,872.81
27127	School Collaborative	8	16,492.33
27407	Family Income Index	9	5,599.19
27583	Behavioral Health Support	4	12,537.29

The preceding Checks have been issued in accordance with the District's Policy and authorization of the Board of Trustees. It is recommended that the preceding Checks be approved.



**Checks Dated 06/01/2024 through 06/30/2024**

Check Number	Check Date	Pay to the Order of	Check Amount
--------------	------------	---------------------	--------------

**Fund Recap**

<u>Fund</u>	<u>Description</u>	<u>Check Count</u>	<u>Expensed Amount</u>
31200	Public School Capital Outlay	1	12,000.00
	Total Number of Checks	<b>35</b>	167,091.82
	Less Unpaid Tax Liability		.00
	<b>Net (Check Amount)</b>		<b>167,091.82</b>

The preceding Checks have been issued in accordance with the District's Policy and authorization of the Board of Trustees. It is recommended that the preceding Checks be approved.



Bank Account 180MAIN - Main Checking Account

Payment Id	Comment								
Check # 12761	11000	06/07/2024	Check Amt	<b>1,321.02</b>	Status	Voided	First Financial Group of Amer. (901000/1)		
20240410-REG			Reversal of EX24-00553		11000-	- 23147-	-	-	416.05-
			First Financial Group of Amer. (901000/1) 04/10/2024 (REG)		11000-	- 23147-	-	-	416.05
					24106-	- 23147-	-	-	26.11
			Reversal of EX24-00553		24106-	- 23147-	-	-	26.11-
					24330-	- 23147-	-	-	218.35-
			First Financial Group of Amer. (901000/1) 04/10/2024 (REG)		24330-	- 23147-	-	-	218.35
20240425-REG			First Financial Group of Amer. (901000/1) 04/25/2024 (REG)		11000-	- 23147-	-	-	332.84
			Reversal of EX24-00552		11000-	- 23147-	-	-	332.84-
					24106-	- 23147-	-	-	26.11-
			First Financial Group of Amer. (901000/1) 04/25/2024 (REG)		24106-	- 23147-	-	-	26.11
					24330-	- 23147-	-	-	301.56
			Reversal of EX24-00552		24330-	- 23147-	-	-	301.56-
Check # 12762	11000	06/07/2024	Check Amt	<b>24,295.71</b>	Status	Voided	NM Educational RetirementBoard (900005/1)		
20240410-REG			NM Educational RetirementBoard (900005/1) 04/10/2024 (REG)		11000-	- 23124-	-	-	9,796.14
			Reversal of EX24-00555		11000-	- 23124-	-	-	9,796.14-
					24101-	- 23124-	-	-	285.32-
			NM Educational RetirementBoard (900005/1) 04/10/2024 (REG)		24101-	- 23124-	-	-	285.32
					24106-	- 23124-	-	-	379.20
			Reversal of EX24-00555		24106-	- 23124-	-	-	379.20-
					24330-	- 23124-	-	-	1,280.66-
			NM Educational RetirementBoard (900005/1) 04/10/2024 (REG)		24330-	- 23124-	-	-	1,280.66
					26107-	- 23124-	-	-	125.07
			Reversal of EX24-00555		26107-	- 23124-	-	-	125.07-
			NM Educational RetirementBoard (900005/1) 04/10/2024 (REG)		27407-	- 23124-	-	-	234.78
			Reversal of EX24-00555		27407-	- 23124-	-	-	234.78-
20240425-REG			NM Educational RetirementBoard (900005/1) 04/25/2024 (REG)		11000-	- 23124-	-	-	9,281.73
			Reversal of EX24-00554		11000-	- 23124-	-	-	9,281.73-
					24101-	- 23124-	-	-	281.81-

Bank Account 180MAIN - Main Checking Account

Payment Id	Comment								
Check # 12762	11000	06/07/2024	Check Amt	<b>24,295.71</b>	Status	Voided	<b>NM Educational RetirementBoard (900005/1) - continued</b>		
20240425-REG		NM Educational RetirementBoard (900005/1) 04/25/2024 (REG)			24101-	- 23124-	-	-	281.81
		Reversal of EX24-00554			24106-	- 23124-	-	-	379.20
					24106-	- 23124-	-	-	379.20-
					24330-	- 23124-	-	-	1,807.61-
		NM Educational RetirementBoard (900005/1) 04/25/2024 (REG)			24330-	- 23124-	-	-	1,807.61
		Reversal of EX24-00554			26107-	- 23124-	-	-	125.07
					26107-	- 23124-	-	-	125.07-
					27407-	- 23124-	-	-	319.12-
		NM Educational RetirementBoard (900005/1) 04/25/2024 (REG)			27407-	- 23124-	-	-	319.12
Check # 12763	11000	06/07/2024	Check Amt	<b>2,545.59</b>	Status	Voided	<b>NM RHC (900006/1)</b>		
20240410-REG		NM RHC (900006/1) 04/10/2024 (REG)			11000-	- 23123-	-	-	1,021.35
		Reversal of EX24-00557			11000-	- 23123-	-	-	1,021.35-
					24101-	- 23123-	-	-	29.91-
		NM RHC (900006/1) 04/10/2024 (REG)			24101-	- 23123-	-	-	29.91
		Reversal of EX24-00557			24106-	- 23123-	-	-	39.43
					24106-	- 23123-	-	-	39.43-
					24330-	- 23123-	-	-	136.30-
		NM RHC (900006/1) 04/10/2024 (REG)			24330-	- 23123-	-	-	136.30
		Reversal of EX24-00557			26107-	- 23123-	-	-	13.00-
		NM RHC (900006/1) 04/10/2024 (REG)			26107-	- 23123-	-	-	13.00
		Reversal of EX24-00557			27407-	- 23123-	-	-	27.04-
		NM RHC (900006/1) 04/10/2024 (REG)			27407-	- 23123-	-	-	27.04
20240425-REG		NM RHC (900006/1) 04/25/2024 (REG)			11000-	- 23123-	-	-	968.51
		Reversal of EX24-00556			11000-	- 23123-	-	-	968.51-
					24101-	- 23123-	-	-	29.78-
		NM RHC (900006/1) 04/25/2024 (REG)			24101-	- 23123-	-	-	29.78
		Reversal of EX24-00556			24106-	- 23123-	-	-	39.43
					24106-	- 23123-	-	-	39.43-
					24330-	- 23123-	-	-	191.09-
		NM RHC (900006/1) 04/25/2024 (REG)			24330-	- 23123-	-	-	191.09
		Reversal of EX24-00556			26107-	- 23123-	-	-	13.00-
		NM RHC (900006/1) 04/25/2024 (REG)			26107-	- 23123-	-	-	13.00
		Reversal of EX24-00556			27407-	- 23123-	-	-	36.75-
		NM RHC (900006/1) 04/25/2024 (REG)			27407-	- 23123-	-	-	36.75
Check # 12764	11000	06/07/2024	Check Amt	<b>2,248.06</b>	Status	Voided	<b>NM Taxation/Revenue Department (900003/1)</b>		

Selection Sorted by Check Number, Inv #, Include Address=No, (Org = 180, Source = N, Pay To = N, Payment Method = N, Starting Check Date = 6/1/2024, Ending Check Date = 6/30/2024, Summary? = N, Sort/Group 1 = , Sort/Group 2 = )



Bank Account 180MAIN - Main Checking Account

Payment Id	Comment								
Check # 12764	11000	06/07/2024	Check Amt	<b>2,248.06</b>	Status	Voided	NM Taxation/Revenue Department (900003/1) - continued		
20240410-REG			NM Taxation/Revenue Department (900003/1) 04/10/2024 (REG)		11000-	- 23142-	-	-	945.14
			Reversal of EX24-00559		11000-	- 23142-	-	-	945.14-
					24101-	- 23142-	-	-	18.70-
			NM Taxation/Revenue Department (900003/1) 04/10/2024 (REG)		24101-	- 23142-	-	-	18.70
					24106-	- 23142-	-	-	36.89
			Reversal of EX24-00559		24106-	- 23142-	-	-	36.89-
					24330-	- 23142-	-	-	94.53-
			NM Taxation/Revenue Department (900003/1) 04/10/2024 (REG)		24330-	- 23142-	-	-	94.53
			Reversal of EX24-00559		26107-	- 23142-	-	-	15.58-
			NM Taxation/Revenue Department (900003/1) 04/10/2024 (REG)		26107-	- 23142-	-	-	15.58
			Reversal of EX24-00559		27407-	- 23142-	-	-	3.77-
			NM Taxation/Revenue Department (900003/1) 04/10/2024 (REG)		27407-	- 23142-	-	-	3.77
20240425-REG			NM Taxation/Revenue Department (900003/1) 04/25/2024 (REG)		11000-	- 23142-	-	-	938.34
			Reversal of EX24-00558		11000-	- 23142-	-	-	938.34-
					24101-	- 23142-	-	-	21.59-
			NM Taxation/Revenue Department (900003/1) 04/25/2024 (REG)		24101-	- 23142-	-	-	21.59
					24106-	- 23142-	-	-	36.89
			Reversal of EX24-00558		24106-	- 23142-	-	-	36.89-
					24330-	- 23142-	-	-	109.41-
			NM Taxation/Revenue Department (900003/1) 04/25/2024 (REG)		24330-	- 23142-	-	-	109.41
					26107-	- 23142-	-	-	15.58
			Reversal of EX24-00558		26107-	- 23142-	-	-	15.58-
					27407-	- 23142-	-	-	11.64-
			NM Taxation/Revenue Department (900003/1) 04/25/2024 (REG)		27407-	- 23142-	-	-	11.64
Check # 12765	11000	06/07/2024	Check Amt	<b>8,747.76</b>	Status	Voided	NMPSIA (900001/1)		
20240410-REG			NMPSIA (900001/1) 04/10/2024 (REG)		11000-	- 23125-	-	-	3,946.43
			Reversal of EX24-00562		11000-	- 23125-	-	-	3,946.43-
					24101-	- 23125-	-	-	.55-
			NMPSIA (900001/1) 04/10/2024 (REG)		24101-	- 23125-	-	-	.55

Selection Sorted by Check Number, Inv #, Include Address=No, (Org = 180, Source = N, Pay To = N, Payment Method = N, Starting Check Date = 6/1/2024, Ending Check Date = 6/30/2024, Summary? = N, Sort/Group 1 = , Sort/Group 2 = )



Bank Account 180MAIN - Main Checking Account

Payment Id	Comment								
Check # 12765	11000	06/07/2024	Check Amt	8,747.76	Status	Voided	NMPSIA (900001/1) - continued		
20240410-REG			NMPSIA (900001/1) 04/10/2024 (REG)		24106-	- 23125-	-	-	.69
			Reversal of EX24-00562		24106-	- 23125-	-	-	.69-
					24330-	- 23125-	-	-	424.72-
			NMPSIA (900001/1) 04/10/2024 (REG)		24330-	- 23125-	-	-	424.72
					27407-	- 23125-	-	-	1.44
			Reversal of EX24-00562		27407-	- 23125-	-	-	1.44-
20240425-REG			NMPSIA (900001/1) 04/25/2024 (REG)		11000-	- 23125-	-	-	2,851.38
			Reversal of EX24-00561		11000-	- 23125-	-	-	2,851.38-
					24101-	- 23125-	-	-	.40-
			NMPSIA (900001/1) 04/25/2024 (REG)		24101-	- 23125-	-	-	.40
					24106-	- 23125-	-	-	.69
			Reversal of EX24-00561		24106-	- 23125-	-	-	.69-
					24330-	- 23125-	-	-	1,519.83-
			NMPSIA (900001/1) 04/25/2024 (REG)		24330-	- 23125-	-	-	1,519.83
					27407-	- 23125-	-	-	1.44
			Reversal of EX24-00561		27407-	- 23125-	-	-	1.44-
DP24-00019			NMPSIA 2024 04 ADJ		11000-	- 23125-	-	-	.19
			Reversal of EX24-00560		11000-	- 23125-	-	-	.19-
Check # 12766	11000	06/07/2024	Check Amt	270.35	Status	Voided	Pre-Paid Legal Services, Inc (010124/1)		
20240410-REG			Pre-Paid Legal Services, Inc (010124/1) 04/10/2024 (REG)		11000-	- 23147-	-	-	92.54
			Reversal of EX24-00564		11000-	- 23147-	-	-	92.54-
			Pre-Paid Legal Services, Inc (010124/1) 04/10/2024 (REG)		24101-	- 23147-	-	-	4.17
			Reversal of EX24-00564		24101-	- 23147-	-	-	4.17-
					24106-	- 23147-	-	-	10.06-
			Pre-Paid Legal Services, Inc (010124/1) 04/10/2024 (REG)		24106-	- 23147-	-	-	10.06
					24330-	- 23147-	-	-	28.43
			Reversal of EX24-00564		24330-	- 23147-	-	-	28.43-
20240425-REG			Pre-Paid Legal Services, Inc (010124/1) 04/25/2024 (REG)		11000-	- 23147-	-	-	85.70
			Reversal of EX24-00563		11000-	- 23147-	-	-	85.70-
			Pre-Paid Legal Services, Inc (010124/1) 04/25/2024 (REG)		24101-	- 23147-	-	-	3.07
			Reversal of EX24-00563		24101-	- 23147-	-	-	3.07-
					24106-	- 23147-	-	-	10.06-
			Pre-Paid Legal Services, Inc (010124/1) 04/25/2024 (REG)		24106-	- 23147-	-	-	10.06
					24330-	- 23147-	-	-	36.32
			Reversal of EX24-00563		24330-	- 23147-	-	-	36.32-

\* Break in sequence

Check # 12777	26107	06/12/2024	Check Amt	2,212.62	Status	Cleared	Bank of America Purchase Card (000133/1)					
112-0238828-2817810			Amazon: NM-MMA practice books		27407-	2100-	56118-	0000-	068004-	0000-	00000	439.65

Selection Sorted by Check Number, Inv #, Include Address=No, (Org = 180, Source = N, Pay To = N, Payment Method = N, Starting Check Date = 6/1/2024, Ending Check Date = 6/30/2024, Summary? = N, Sort/Group 1 = , Sort/Group 2 = )



Bank Account 180MAIN - Main Checking Account

Payment Id	Comment						
Check # 12777	26107	06/12/2024	Check Amt	<b>2,212.62</b>	Status	<b>Cleared</b>	<b>Bank of America Purchase Card (000133/1) - continued</b>
113-4671208-7729034			Amazon:PRRP Grant SEL Posters-Sensory Pathways		26107- 2100- 53711- 0000- 068004- 0000- 00001		195.02
113-8654055-5518632			Amazon:PRRP Grant SEL Posters-Sensory Pathways		26107- 2100- 53711- 0000- 068004- 0000- 00001		21.48
11355			Living Justice Press:Circle Foward Book-PRRP Grant		26107- 2100- 53711- 0000- 068004- 0000- 00001		926.00
5761			Schoolposters.com - R.J. Posters		26107- 2100- 53711- 0000- 068004- 0000- 00001		224.85
679448			Fuel for Activity Bus		11000- 2700- 56211- 0000- 068004- 0000- 00000		133.01
683805			Fuel for Activity Bus		11000- 2700- 56211- 0000- 068004- 0000- 00000		131.61
692390			Fuel for Activity Bus		11000- 2700- 56211- 0000- 068004- 0000- 00000		91.00
705778			Fuel for Activity Bus		11000- 2700- 56211- 0000- 068004- 0000- 00000		50.00
Check # 12778	25153	06/12/2024	Check Amt	<b>1.57</b>	Status	<b>Cleared</b>	<b>Cooperative Educational Srvcs (000086/1)</b>
16-006868			Medicaid Direct Claiming and Software Services		25153- 2500- 55914- 0000- 068004- 0000- 00000		1.57
Check # 12779	11000	06/12/2024	Check Amt	<b>446.45</b>	Status	<b>Cleared</b>	<b>Janel Williams-Salazar (010097/1)</b>
20240606			Travel reimbursement for J.Salazar-SPED Directors		11000- 1000- 55819- 2000- 068004- 0000- 00000		232.19
20240606-1			J. Salazar mileage reimbursement ATC Conference		11000- 1000- 55819- 1010- 068004- 0000- 00000		214.26
Check # 12780	11000	06/12/2024	Check Amt	<b>269.76</b>	Status	<b>Cleared</b>	<b>Nations Best Holdings LLC (010109/1)</b>
38311			Maintenance and custodial supplies		11000- 2600- 56118- 0000- 068004- 0000- 00000		31.33
38612			Maintenance and custodial supplies		11000- 2600- 56118- 0000- 068004- 0000- 00000		37.98
38731			Maintenance and custodial supplies		11000- 2600- 56118- 0000- 068004- 0000- 00000		17.03
39387			Maintenance and custodial supplies		11000- 2600- 56118- 0000- 068004- 0000- 00000		25.67
39388			Maintenance and custodial supplies		11000- 2600- 56118- 0000- 068004- 0000- 00000		4.55
39478			Maintenance and custodial supplies		11000- 2600- 56118- 0000- 068004- 0000- 00000		7.40
39494			Maintenance and custodial supplies		11000- 2600- 56118- 0000- 068004- 0000- 00000		5.69
39591			Maintenance and custodial supplies		11000- 2600- 56118- 0000- 068004- 0000- 00000		7.66
39710			Maintenance and custodial supplies		11000- 2600- 56118- 0000- 068004- 0000- 00000		29.58
39998			Maintenance and custodial supplies		11000- 2600- 56118- 0000- 068004- 0000- 00000		54.44
40093			Maintenance and custodial supplies		11000- 2600- 56118- 0000- 068004- 0000- 00000		48.43
Check # 12781	11000	06/12/2024	Check Amt	<b>1,145.50</b>	Status	<b>Printed</b>	<b>Public Charter Schools of New Mexico (000106/1)</b>
MEM25-RGCS			PCSNM Membership		11000- 2400- 53711- 0000- 068004- 0000- 00000		1,145.50
Check # 12782	11000	06/12/2024	Check Amt	<b>722.12</b>	Status	<b>Cleared</b>	<b>Sharp Electronics Corporation (000202/1)</b>
SH640658			Copier Lease & Usage Charges		11000- 1000- 54630- 1010- 068004- 0000- 00000		198.32
					11000- 1000- 56118- 1010- 068004- 0000- 00000		76.37
SH640659			Copier Lease & Usage Charges		11000- 1000- 54630- 1010- 068004- 0000- 00000		207.26
					11000- 1000- 56118- 1010- 068004- 0000- 00000		240.17
Check # 12783	31200	06/12/2024	Check Amt	<b>12,000.00</b>	Status	<b>Cleared</b>	<b>West Las Vegas Schools (000036/1)</b>
61120242			Building Lease		31200- 4000- 54610- 0000- 068004- 0000- 00000		12,000.00
Check # 12784	27127	06/13/2024	Check Amt	<b>9,614.48</b>	Status	<b>Printed</b>	<b>FTF Systems, LLC (010131/1)</b>
3143			Garden Program Materials and Curriculum		27127- 2100- 56119- 0000- 068004- 0000- 00000		9,614.48

Selection Sorted by Check Number, Inv #, Include Address=No, (Org = 180, Source = N, Pay To = N, Payment Method = N, Starting Check Date = 6/1/2024, Ending Check Date = 6/30/2024, Summary? = N, Sort/Group 1 = , Sort/Group 2 = )





Bank Account 180MAIN - Main Checking Account

Payment Id	Comment							
Check # 12785	27407	06/13/2024	Check Amt	<b>3,878.62</b>	Status	<b>Printed</b>	<b>Lakeshore Equipment Company (010015/1)</b>	
536098060724	Physical Education Supplies						27407- 2100- 56118- 0000- 068004- 0000- 00000	3,878.62
Check # 12786	26107	06/19/2024	Check Amt	<b>800.00</b>	Status	<b>Printed</b>	<b>Restorative Justice Education (010129/1)</b>	
2440	4x 1hr Zoom Group Consultations						26107- 2100- 53711- 0000- 068004- 0000- 00001	800.00
* Break in sequence								
Check # 12788	11000	06/25/2024	Check Amt	<b>664.32</b>	Status	<b>Printed</b>	<b>Bank of America Purchase Card (000133/1)</b>	
20240614	Cylde Hotel-Charter Schools Conference J.Esquivel						11000- 2300- 55812- 0000- 068004- 0000- 00000	664.32
Check # 12789	11000	06/25/2024	Check Amt	<b>1,433.76</b>	Status	<b>Printed</b>	<b>City of Las Vegas (000019/1)</b>	
20240604 HS ADD	Natural Gas, Water and Sewer						11000- 2600- 54412- 0000- 068004- 0000- 00000	79.26
							11000- 2600- 54415- 0000- 068004- 0000- 00000	37.17
20240604 HS KIT	Natural Gas, Water and Sewer						11000- 2600- 54412- 0000- 068004- 0000- 00000	40.77
							11000- 2600- 54415- 0000- 068004- 0000- 00000	19.11
20240604 HS MAIN	Natural Gas, Water and Sewer						11000- 2600- 54412- 0000- 068004- 0000- 00000	652.81
							11000- 2600- 54415- 0000- 068004- 0000- 00000	306.09
20240604 HS PORT	Natural Gas, Water and Sewer						11000- 2600- 54412- 0000- 068004- 0000- 00000	163.05
							11000- 2600- 54415- 0000- 068004- 0000- 00000	76.45
20240604 ROMERO	Natural Gas, Water and Sewer						11000- 2600- 54412- 0000- 068004- 0000- 00000	40.20
							11000- 2600- 54415- 0000- 068004- 0000- 00000	18.85
Check # 12790	27583	06/25/2024	Check Amt	<b>10,279.85</b>	Status	<b>Printed</b>	<b>Lakeshore Equipment Company (010015/1)</b>	
525579060724	SEL furniture for calming area and classrooms						27583- 2100- 56119- 0000- 068004- 0000- 00000	10,279.85
Check # 12791	11000	06/25/2024	Check Amt	<b>540.73</b>	Status	<b>Printed</b>	<b>Las Vegas Optic (000012/2)</b>	
383546	Student recruitment/school ad LV Fiesta Guide						11000- 2300- 55400- 0000- 068004- 0000- 00000	540.73
Check # 12792	11000	06/25/2024	Check Amt	<b>1,102.67</b>	Status	<b>Voided</b>	<b>First Financial Group of Amer. (901000/1)</b>	
20240510-REG	First Financial Group of Amer. (901000/1) 05/10/2024 (REG)						11000- - 23147- - - -	332.84
	Reversal of EX24-00641						11000- - 23147- - - -	332.84-
							24106- - 23147- - - -	26.11-
	First Financial Group of Amer. (901000/1) 05/10/2024 (REG)						24106- - 23147- - - -	26.11
							24330- - 23147- - - -	301.56
	Reversal of EX24-00641						24330- - 23147- - - -	301.56-
20240524-REG	First Financial Group of Amer. (901000/1) 05/24/2024 (REG)						11000- - 23147- - - -	357.97
	Reversal of EX24-00640						11000- - 23147- - - -	357.97-
							24106- - 23147- - - -	26.11-
	First Financial Group of Amer. (901000/1) 05/24/2024 (REG)						24106- - 23147- - - -	26.11

Selection Sorted by Check Number, Inv #, Include Address=No, (Org = 180, Source = N, Pay To = N, Payment Method = N, Starting Check Date = 6/1/2024, Ending Check Date = 6/30/2024, Summary? = N, Sort/Group 1 = , Sort/Group 2 = )



Bank Account 180MAIN - Main Checking Account

Payment Id	Comment								
Check # 12792	11000	06/25/2024	Check Amt	<b>1,102.67</b>	Status	<b>Voided</b>	<b>First Financial Group of Amer. (901000/1) - continued</b>		
20240524-REG		First Financial Group of Amer. (901000/1) 05/24/2024 (REG)			24330-	- 23147-	-	-	58.08
		Reversal of EX24-00640			24330-	- 23147-	-	-	58.08-
Check # 12793	11000	06/25/2024	Check Amt	<b>1,102.67</b>	Status	<b>Voided</b>	<b>First Financial Group of Amer. (901000/1)</b>		
20240510-REG		First Financial Group of Amer. (901000/1) 05/10/2024 (REG)			11000-	- 23147-	-	-	332.84
		Reversal of EX24-00645			11000-	- 23147-	-	-	332.84-
					24106-	- 23147-	-	-	26.11-
		First Financial Group of Amer. (901000/1) 05/10/2024 (REG)			24106-	- 23147-	-	-	26.11
					24330-	- 23147-	-	-	301.56
		Reversal of EX24-00645			24330-	- 23147-	-	-	301.56-
20240524-REG		First Financial Group of Amer. (901000/1) 05/24/2024 (REG)			11000-	- 23147-	-	-	357.97
		Reversal of EX24-00644			11000-	- 23147-	-	-	357.97-
					24106-	- 23147-	-	-	26.11-
		First Financial Group of Amer. (901000/1) 05/24/2024 (REG)			24106-	- 23147-	-	-	26.11
					24330-	- 23147-	-	-	58.08
		Reversal of EX24-00644			24330-	- 23147-	-	-	58.08-
Check # 12794	11000	06/12/2024	Check Amt	<b>884.32</b>	Status	<b>Cleared</b>	<b>First Financial Group of Amer. (901000/1)</b>		
20240510-REG		First Financial Group of Amer. (901000/1) 05/10/2024 (REG)			11000-	- 23147-	-	-	332.84
					24106-	- 23147-	-	-	26.11
					24330-	- 23147-	-	-	301.56
20240524-REG		First Financial Group of Amer. (901000/1) 05/24/2024 (REG)			11000-	- 23147-	-	-	357.97
					24106-	- 23147-	-	-	26.11
					24330-	- 23147-	-	-	58.08
DP24-00024		FFGA Adj 2024 05			11000-	- 23147-	-	-	218.35-
Check # 12795	11000	06/26/2024	Check Amt	<b>2,008.08</b>	Status	<b>Cleared</b>	<b>First Financial Group of Amer. (901000/1)</b>		
20240610-REG		First Financial Group of Amer. (901000/1) 06/10/2024 (REG)			11000-	- 23147-	-	-	1,587.13
					24106-	- 23147-	-	-	130.55
					24330-	- 23147-	-	-	290.40
Check # 12796	11000	06/30/2024	Check Amt	<b>8,565.15</b>	Status	<b>Printed</b>	<b>ACES (000083/1)</b>		
13582		Business Office Services			11000-	2500-	53414-	0000-	068004-
					0000-	0000-	00000		8,565.15

Selection Sorted by Check Number, Inv #, Include Address=No, (Org = 180, Source = N, Pay To = N, Payment Method = N, Starting Check Date = 6/1/2024, Ending Check Date = 6/30/2024, Summary? = N, Sort/Group 1 = , Sort/Group 2 = )



Bank Account 180MAIN - Main Checking Account

Payment Id	Comment							
Check # 12797	11000	06/25/2024	Check Amt	186.32	Status	Printed	Aja Currey (000070/1)	
20240614-2			A.Currey travel reimbursement Charter Conference				11000- 2400- 55813- 0000- 068004- 0000- 00000	186.32
Check # 12798	11000	06/25/2024	Check Amt	86.30	Status	Printed	City of Las Vegas (000019/1)	
20240613 SOCORRO			Natural Gas, Water and Sewer				11000- 2600- 54415- 0000- 068004- 0000- 00000	86.30
Check # 12799	11000	06/25/2024	Check Amt	110.00	Status	Printed	First United Presbyterian (000056/2)	
202406			First United Presbyterian				11000- 2600- 54610- 0000- 068004- 0000- 00000	110.00
Check # 12800	11000	06/25/2024	Check Amt	179.72	Status	Printed	James M. Esquibel (010106/1)	
20240614-1			J. Esquibel travel reimburs. Charter Conference				11000- 2300- 55811- 0000- 068004- 0000- 00000	179.72
Check # 12801	11000	06/25/2024	Check Amt	556.94	Status	Printed	Plateau Telecommunications Inc (000220/1)	
20240615			Phone and Internet Services				11000- 2600- 54416- 0000- 068004- 0000- 00000	556.94
Check # 12802	11000	06/25/2024	Check Amt	181.04	Status	Printed	Raymond C. Sanchez (010132/1)	
20240614-3			R. Sanchez travel reimbursement Charter Conference				11000- 2300- 55811- 0000- 068004- 0000- 00000	181.04
Check # 12803	11000	06/25/2024	Check Amt	1,290.25	Status	Printed	Rubin, Jeannie (000177/1)	
003-2023-2024			Student Evaluations				11000- 2100- 53215- 2000- 068004- 0000- 00000	985.11
							25153- 2100- 53211- 2000- 068004- 0000- 00000	305.14
* Break in sequence								
Check # 12810	25153	06/26/2024	Check Amt	2,217.06	Status	Printed	Patricia Rodriguez (000044/1)	
20240619			Psychological Services				25153- 2100- 53211- 2000- 068004- 0000- 00000	2,217.06
Check # 12811	11000	06/26/2024	Check Amt	573.17	Status	Printed	Plateau Telecommunications Inc (000220/1)	
20240615-1			Internet and Security camera maintenance				11000- 2500- 53414- 0000- 068004- 0000- 00000	573.17
Check # 12812	11000	06/26/2024	Check Amt	48,975.86	Status	Cleared	NM Educational RetirementBoard (900005/1)	
20240610-REG			NM Educational RetirementBoard (900005/1) 06/10/2024 (REG)				11000- - 23124- - - -	33,831.28
							24101- - 23124- - - -	30.10
							24106- - 23124- - - -	1,896.00
							24330- - 23124- - - -	6,846.32
							26107- - 23124- - - -	124.53
							27127- - 23124- - - -	3,358.75
							27407- - 23124- - - -	257.57
20240625-REG			NM Educational RetirementBoard (900005/1) 06/25/2024 (REG)				11000- - 23124- - - -	1,458.01
20240626-MAN			NM Educational RetirementBoard (900005/1) 06/26/2024 (MAN)				11000- - 23124- - - -	1,173.30
Check # 12813	11000	06/26/2024	Check Amt	31,868.20	Status	Cleared	NM Educational RetirementBoard (900005/1)	
20240510-REG			NM Educational RetirementBoard (900005/1) 05/10/2024 (REG)				11000- - 23124- - - -	8,734.60

Selection Sorted by Check Number, Inv #, Include Address=No, (Org = 180, Source = N, Pay To = N, Payment Method = N, Starting Check Date = 6/1/2024, Ending Check Date = 6/30/2024, Summary? = N, Sort/Group 1 = , Sort/Group 2 = )



Bank Account 180MAIN - Main Checking Account

Payment Id	Comment								
Check # 12813	11000	06/26/2024	Check Amt	<b>31,868.20</b>	Status	Cleared	NM Educational RetirementBoard (900005/1) - continued		
20240510-REG		NM Educational RetirementBoard (900005/1) 05/10/2024 (REG)			24101-	- 23124-	-	-	354.58
					24106-	- 23124-	-	-	379.20
					24330-	- 23124-	-	-	5,195.24
					26107-	- 23124-	-	-	125.07
					27127-	- 23124-	-	-	671.75
20240524-REG		NM Educational RetirementBoard (900005/1) 05/24/2024 (REG)			27407-	- 23124-	-	-	457.42
					11000-	- 23124-	-	-	9,705.02
					24101-	- 23124-	-	-	6.02
					24106-	- 23124-	-	-	382.04
					24330-	- 23124-	-	-	1,334.23
					26107-	- 23124-	-	-	125.09
					27114-	- 23124-	-	-	1,507.41
					27127-	- 23124-	-	-	671.75
					27407-	- 23124-	-	-	371.53
					27583-	- 23124-	-	-	1,847.25
Check # 12814	11000	06/07/2024	Check Amt	<b>3,246.72</b>	Status	Cleared	NM RHC (900006/1)		
20240510-REG		NM RHC (900006/1) 05/10/2024 (REG)			11000-	- 23123-	-	-	912.16
					24101-	- 23123-	-	-	37.58
					24106-	- 23123-	-	-	39.43
					24330-	- 23123-	-	-	543.35
					26107-	- 23123-	-	-	13.00
					27127-	- 23123-	-	-	69.85
					27407-	- 23123-	-	-	52.68
20240524-REG		NM RHC (900006/1) 05/24/2024 (REG)			11000-	- 23123-	-	-	1,013.37
					24101-	- 23123-	-	-	.63
					24106-	- 23123-	-	-	39.73
					24330-	- 23123-	-	-	141.86
					26107-	- 23123-	-	-	13.01
					27114-	- 23123-	-	-	156.75
					27127-	- 23123-	-	-	69.85
					27407-	- 23123-	-	-	42.78
					27583-	- 23123-	-	-	195.01
DP24-00022		RHC Adj 2024 03			11000-	- 23123-	-	-	94.32-
Check # 12815	11000	06/13/2024	Check Amt	<b>3,377.58</b>	Status	Cleared	NM Taxation/Revenue Department (900003/1)		
20240510-REG		NM Taxation/Revenue Department (900003/1) 05/10/2024 (REG)			11000-	- 23142-	-	-	904.70

Selection Sorted by Check Number, Inv #, Include Address=No, (Org = 180, Source = N, Pay To = N, Payment Method = N, Starting Check Date = 6/1/2024, Ending Check Date = 6/30/2024, Summary? = N, Sort/Group 1 = , Sort/Group 2 = )



Bank Account 180MAIN - Main Checking Account

Payment Id	Comment								
Check # 12815	11000	06/13/2024	Check Amt	<b>3,377.58</b>	Status	<b>Cleared</b>	<b>NM Taxation/Revenue Department (900003/1) - continued</b>		
20240510-REG		NM Taxation/Revenue Department (900003/1) 05/10/2024 (REG)			24101-	- 23142-	-	-	30.12
					24106-	- 23142-	-	-	36.89
					24330-	- 23142-	-	-	584.45
					26107-	- 23142-	-	-	15.68
					27127-	- 23142-	-	-	54.39
					27407-	- 23142-	-	-	32.44
20240524-REG		NM Taxation/Revenue Department (900003/1) 05/24/2024 (REG)			11000-	- 23142-	-	-	1,044.90
					24101-	- 23142-	-	-	.35
					24106-	- 23142-	-	-	41.07
					24330-	- 23142-	-	-	108.81
					26107-	- 23142-	-	-	16.75
					27114-	- 23142-	-	-	208.65
					27127-	- 23142-	-	-	54.39
					27407-	- 23142-	-	-	28.81
					27583-	- 23142-	-	-	215.18
Check # 12816	11000	06/28/2024	Check Amt	<b>4,482.72</b>	Status	<b>Cleared</b>	<b>NM Taxation/Revenue Department (900003/1)</b>		
20240610-REG		NM Taxation/Revenue Department (900003/1) 06/10/2024 (REG)			11000-	- 23142-	-	-	3,211.26
					24101-	- 23142-	-	-	.55
					24106-	- 23142-	-	-	183.70
					24330-	- 23142-	-	-	430.08
					26107-	- 23142-	-	-	15.39
					27127-	- 23142-	-	-	266.83
					27407-	- 23142-	-	-	5.14
20240625-REG		NM Taxation/Revenue Department (900003/1) 06/25/2024 (REG)			11000-	- 23142-	-	-	186.93
20240626-MAN		NM Taxation/Revenue Department (900003/1) 06/26/2024 (MAN)			11000-	- 23142-	-	-	182.84
Check # 12817	11000	06/27/2024	Check Amt	<b>5,117.84</b>	Status	<b>Cleared</b>	<b>NM RHC (900006/1)</b>		
20240610-REG		NM RHC (900006/1) 06/10/2024 (REG)			11000-	- 23123-	-	-	3,521.32
					24101-	- 23123-	-	-	3.15
					24106-	- 23123-	-	-	197.15
					24330-	- 23123-	-	-	727.53
					26107-	- 23123-	-	-	12.93
					27127-	- 23123-	-	-	349.25
					27407-	- 23123-	-	-	29.67

Selection Sorted by Check Number, Inv #, Include Address=No, (Org = 180, Source = N, Pay To = N, Payment Method = N, Starting Check Date = 6/1/2024, Ending Check Date = 6/30/2024, Summary? = N, Sort/Group 1 = , Sort/Group 2 = )



Bank Account 180MAIN - Main Checking Account

Payment Id	Comment								
Check # 12817	11000	06/27/2024	Check Amt	5,117.84	Status	Cleared	NM RHC (900006/1) - continued		
20240625-REG			NM RHC (900006/1) 06/25/2024 (REG)		11000-	- 23123-	-	-	151.62
20240626-MAN			NM RHC (900006/1) 06/26/2024 (MAN)		11000-	- 23123-	-	-	125.22
Check # 12818	11000	06/20/2024	Check Amt	213.51	Status	Cleared	Pre-Paid Legal Services, Inc (010124/1)		
20240510-REG			Pre-Paid Legal Services, Inc (010124/1) 05/10/2024 (REG)		11000-	- 23147-	-	-	85.73
					24101-	- 23147-	-	-	3.07
					24106-	- 23147-	-	-	10.06
					24330-	- 23147-	-	-	36.34
20240524-REG			Pre-Paid Legal Services, Inc (010124/1) 05/24/2024 (REG)		11000-	- 23147-	-	-	96.45
					24101-	- 23147-	-	-	.22
					24106-	- 23147-	-	-	10.06
DP24-00023			Legal Shield Adj 2024 05		11000-	- 23147-	-	-	28.42-
Check # 12819	11000	06/07/2024	Check Amt	8,747.76	Status	Cleared	NMPSIA (900001/1)		
20240510-REG			NMPSIA (900001/1) 05/10/2024 (REG)		11000-	- 23125-	-	-	2,195.94
					24101-	- 23125-	-	-	.40
					24106-	- 23125-	-	-	.69
					24330-	- 23125-	-	-	1,519.83
					27127-	- 23125-	-	-	655.53
					27407-	- 23125-	-	-	1.44
20240524-REG			NMPSIA (900001/1) 05/24/2024 (REG)		11000-	- 23125-	-	-	2,527.59
					24101-	- 23125-	-	-	.03
					24106-	- 23125-	-	-	.69
					24330-	- 23125-	-	-	1,158.49
					27127-	- 23125-	-	-	655.51
					27407-	- 23125-	-	-	1.44
DP24-00025			NMPSIA ADJ 2024 05		11000-	- 23125-	-	-	30.18
Check # 12820	11000	06/27/2024	Check Amt	213.50	Status	Printed	Pre-Paid Legal Services, Inc (010124/1)		
20240610-REG			Pre-Paid Legal Services, Inc (010124/1) 06/10/2024 (REG)		11000-	- 23147-	-	-	406.60
					24101-	- 23147-	-	-	1.10
					24106-	- 23147-	-	-	50.30
20240625-REG			Pre-Paid Legal Services, Inc (010124/1) 06/25/2024 (REG)		11000-	- 23147-	-	-	10.97
DP24-00026			Legal Shield Adj 2024 06		11000-	- 23147-	-	-	255.47-
<b>Number of Items</b>	<b>43</b>			<b>208,725.65</b>					

Bank Account 180MAIN - Main Checking Account

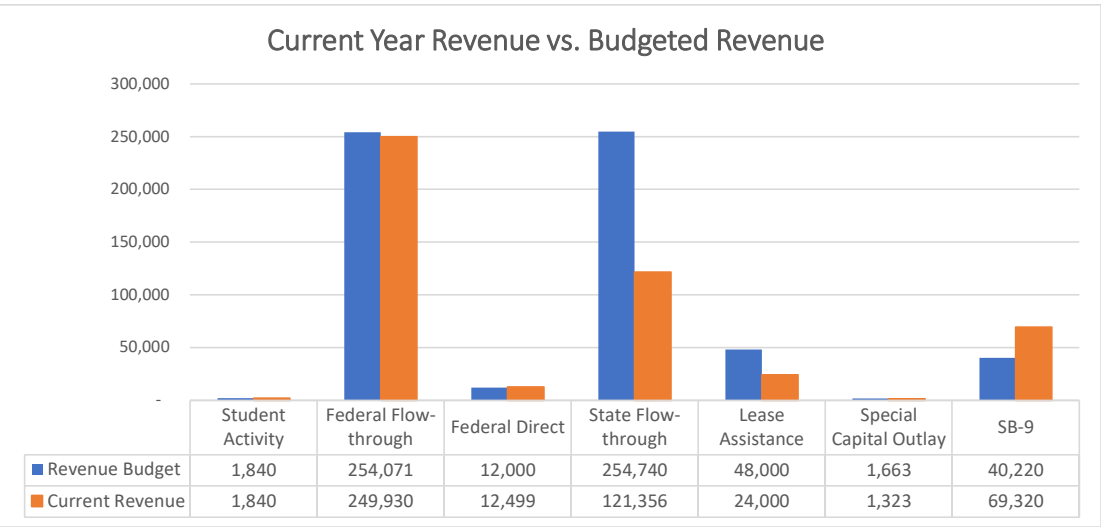
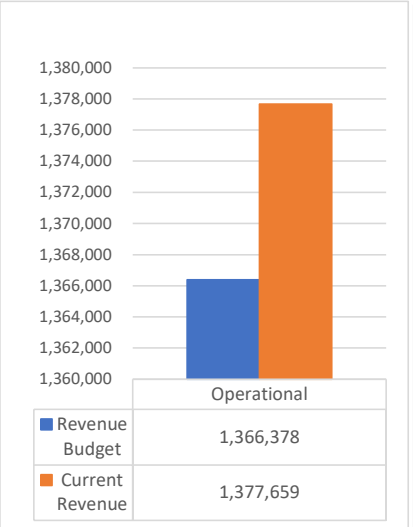
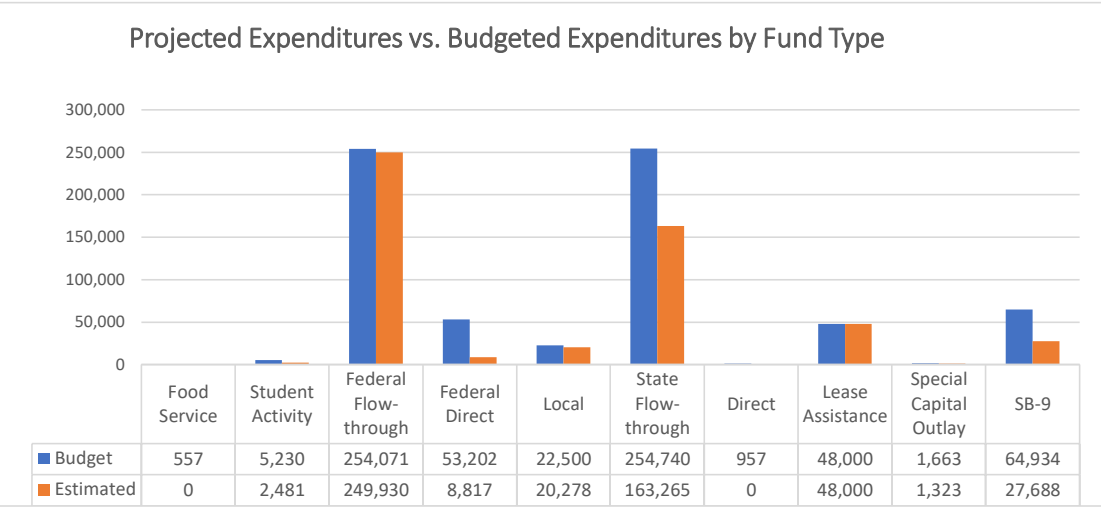
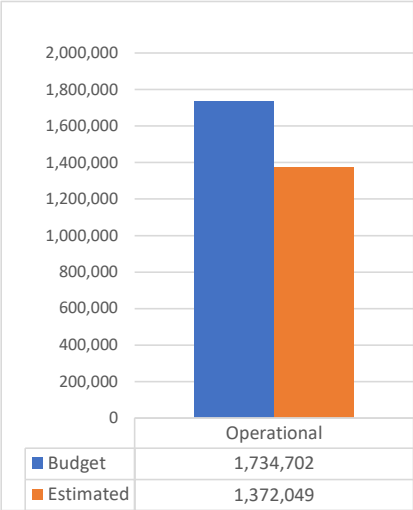
Payment Id                      Comment

Number of Items              43                                      208,725.65              Totals for Org 180 - Rio Gallinas School for Ecology and the Arts

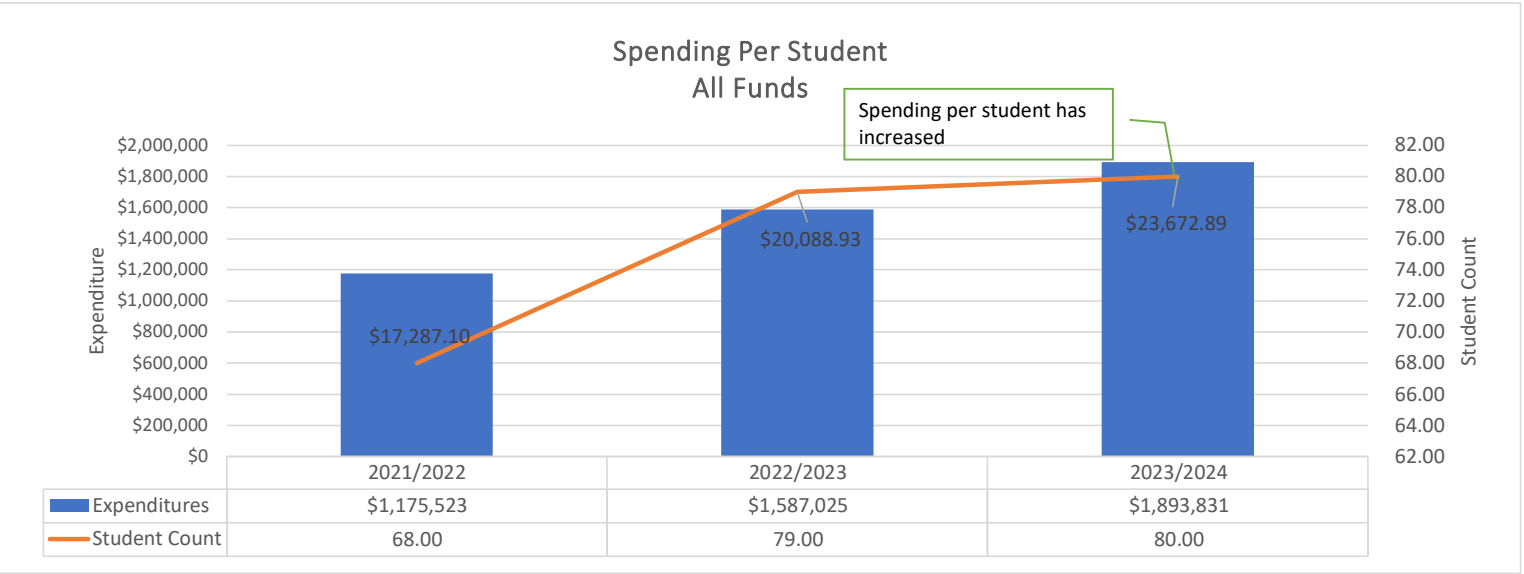
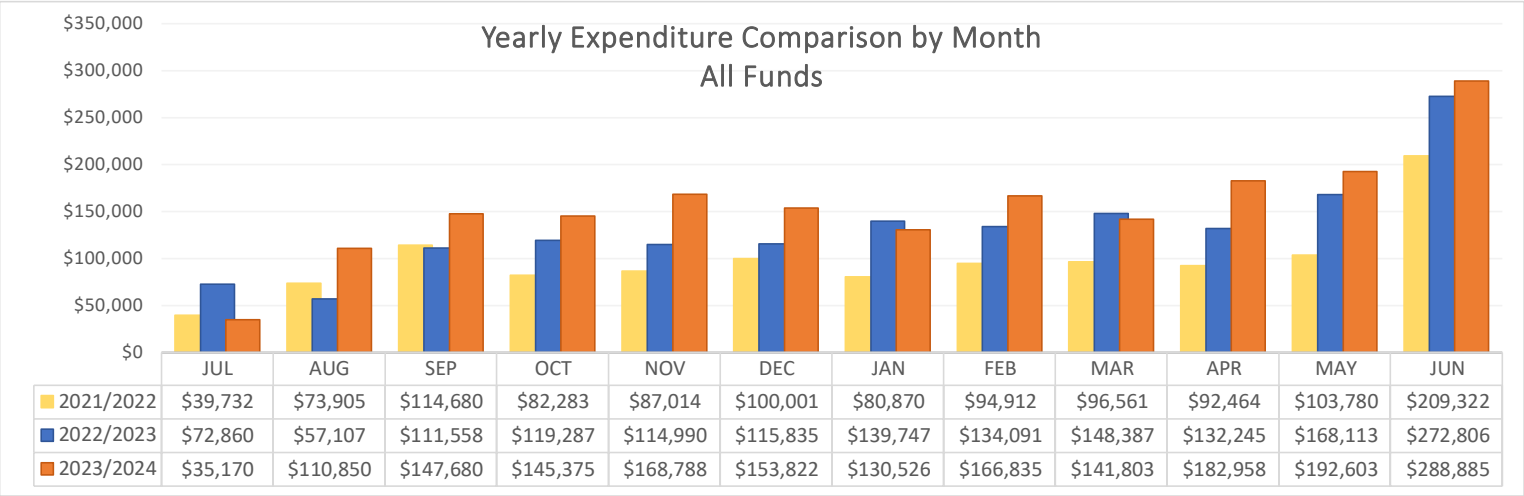
# Rio Gallinas School for Ecology and the Arts

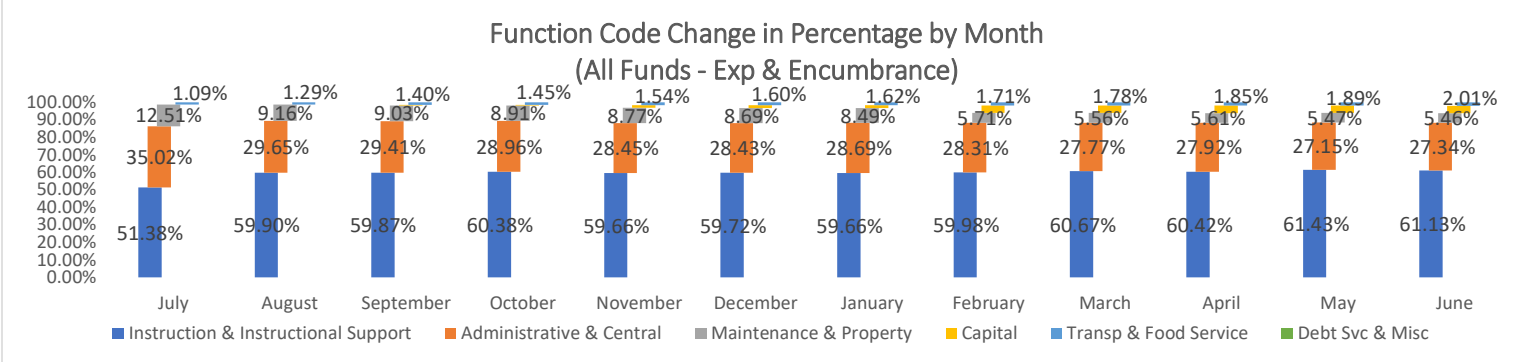
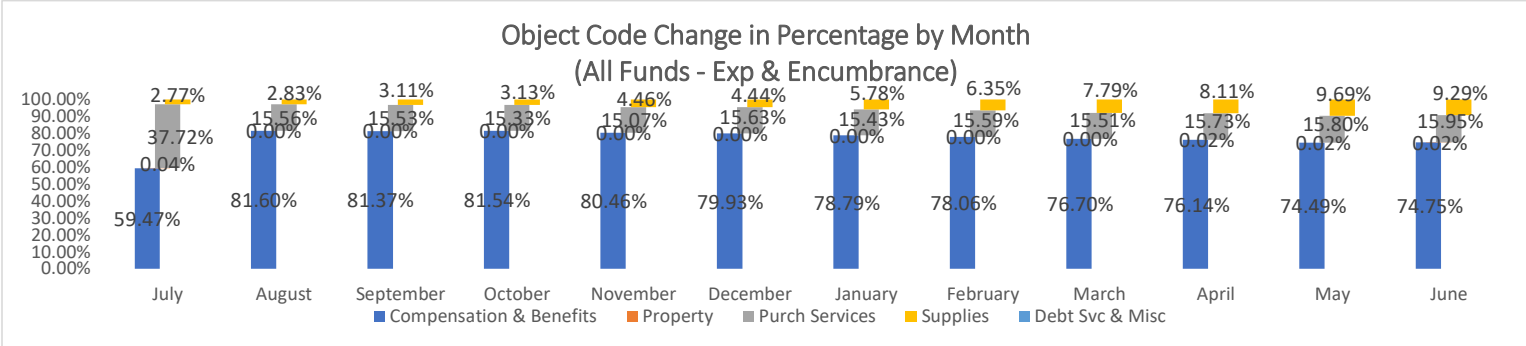
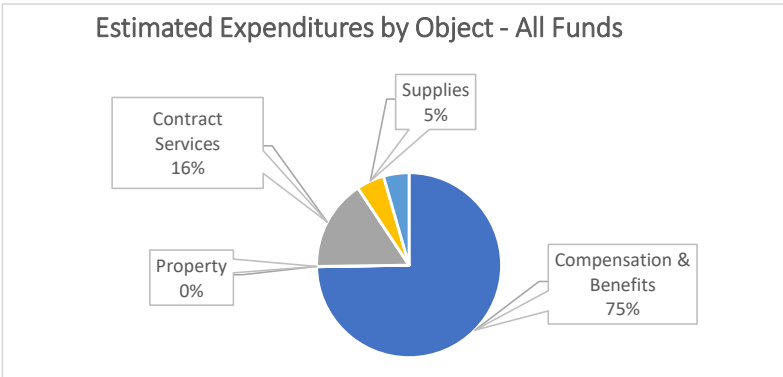
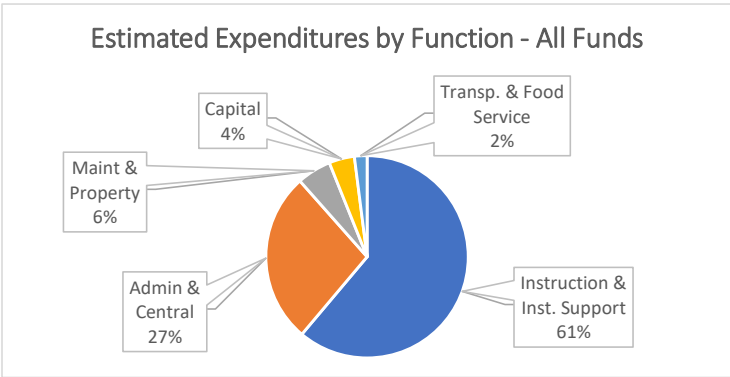
## Expenditure Analytical Review

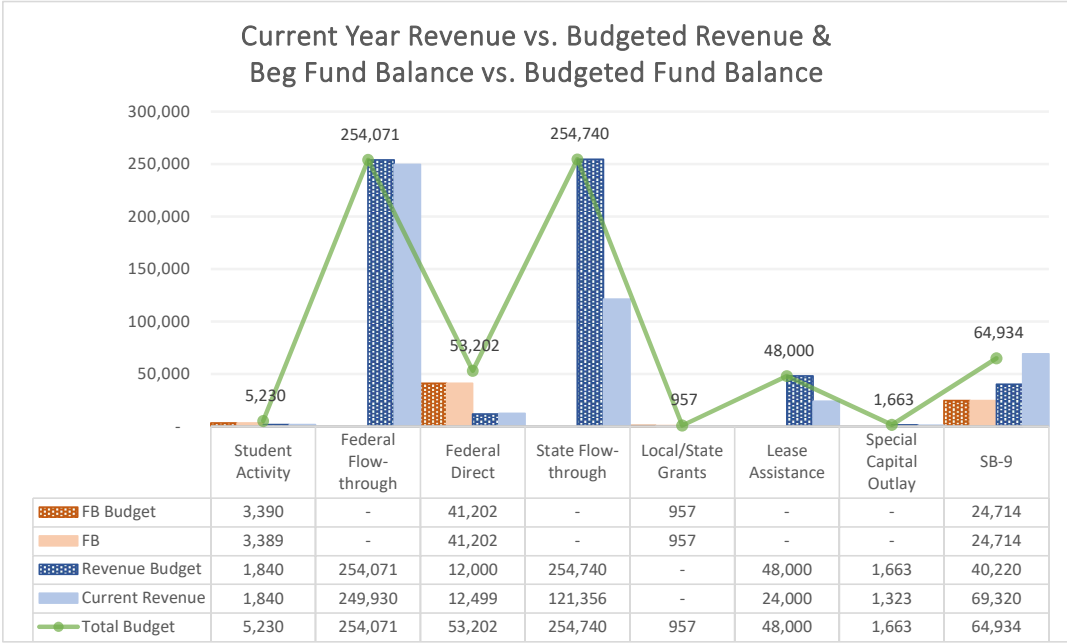
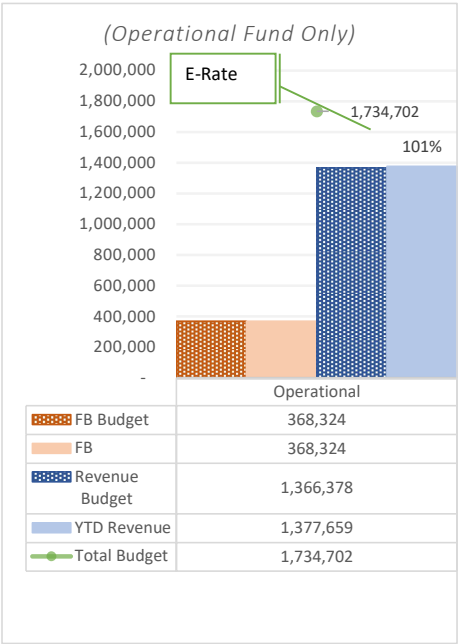
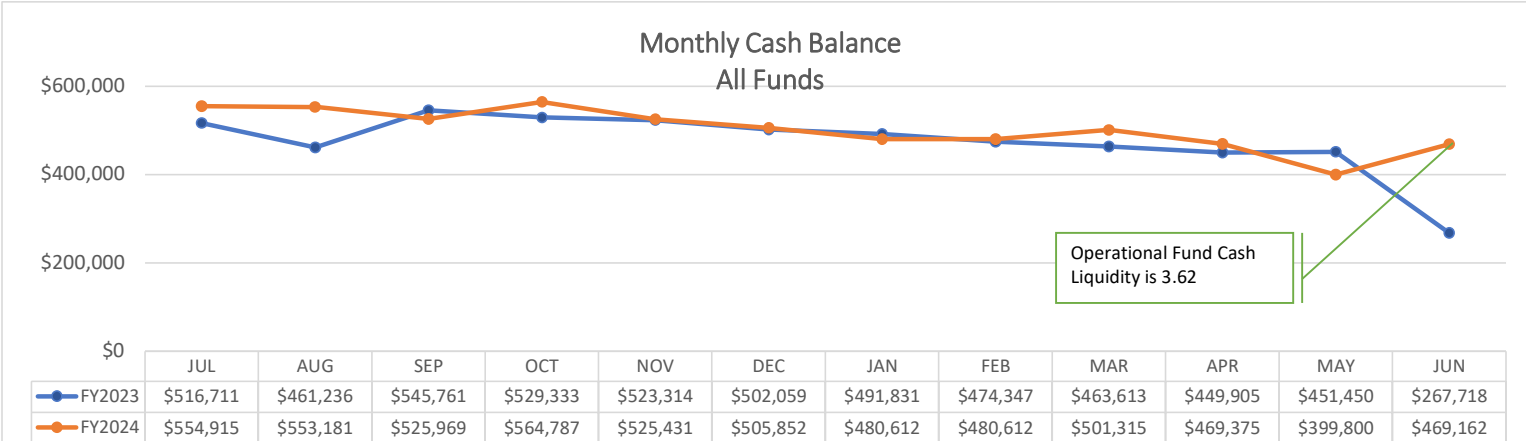
June 30, 2024











**RIO GALLINAS SCHOOL FOR ECOLOGY AND THE ARTS  
FINANCIAL SUMMARY**

Source	Beginning Fund			Net Dec/Inc	Fund Balance	Liabilities	Cash Balance
	Balance	Revenue	Expenditure				
<b>11000 - Operational Fund</b>	368,324.11	\$ 1,370,158.97	\$ 1,343,885.43	\$ 26,273.54	\$ 394,597.65	\$ 11,450.35	\$ 406,048.00
<b>14000 - Inst. Materials Fund</b>	-	-	\$ -	-	-	-	-
<b>21000 - Food Services Fund</b>	556.86	-	\$ -	-	556.86	-	556.86
<b>23000 - Non-Instruct. Fund</b>	3,389.26	1,840.00	\$ 2,481.19	(641.19)	2,748.07	-	2,748.07
<b>24101 - Title I</b>	(7,746.57)	25,738.53	\$ 17,991.96	7,746.57	-	0.15	0.15
<b>24106 - IDEA-B</b>	(5,484.01)	35,216.89	\$ 29,732.88	5,484.01	-	3.45	3.45
<b>24154 - Title II</b>	(3,262.94)	5,415.88	\$ 2,152.94	3,262.94	-	-	-
<b>24308 - CRRSA, ESSER II</b>	(16,954.07)	16,954.07	\$ -	16,954.07	-	0.31	0.31
<b>24309 - Social Emotional Learning</b>	-	-	\$ -	-	-	-	-
<b>24330 - ESSER III</b>	(24,784.57)	224,836.34	\$ 200,051.77	24,784.57	-	5,792.45	5,792.45
<b>25153 - Medicaid</b>	41,202.28	14,409.46	\$ 8,445.84	5,963.62	47,165.90	-	47,165.90
<b>26107 - REC/Fiscal Agent</b>	-	22,500.00	\$ 20,278.00	2,222.00	2,222.00	-	2,222.00
<b>27107 - Library SB-66</b>	-	8,221.00	\$ 8,221.00	-	-	-	-
<b>27109 - Inst Materials Cash</b>	-	1,729.04	\$ 1,729.00	0.04	0.04	-	0.04
<b>27114 - New Mexico Redas to Lead K</b>	(26,918.02)	26,918.02	\$ 18,222.00	8,696.02	(18,222.00)	-	(18,222.00)
<b>27126 - Community Planning Grant</b>	(35,116.90)	35,116.90	\$ -	35,116.90	-	-	-
<b>27127 - Community Schools Impleme</b>	-	90,139.61	\$ 90,139.61	\$ -	-	3,277.65	3,277.65
<b>27202 - Open SciEd Expansion Initativ</b>	-	-	\$ -	-	-	-	-
<b>27407 - Family Income Index</b>	(39,801.42)	66,167.83	\$ 26,366.41	39,801.42	-	7.20	7.20
<b>27156 - NM Outdoor Learning Grant</b>	(8,857.83)	8,857.83	\$ -	8,857.83	-	-	-
<b>27583 - Behavioral health support La</b>	-	-	\$ 18,586.87	\$ (18,586.87)	(18,586.87)	-	(18,586.87)
<b>29102 - Direct Grant</b>	956.96	-	\$ -	-	956.96	-	956.96
<b>31200 - Lease Assistance</b>	(12,000.00)	60,000.00	\$ 48,000.00	12,000.00	-	-	-
<b>31400 - Special Capital Outlay State</b>	(4,323.00)	5,646.00	\$ 1,323.00	4,323.00	-	-	-
<b>31700 - SB-9 State Match</b>	-	-	\$ -	-	-	-	-
<b>31703 - SB-9 Cash</b>	24,714.22	40,220.42	\$ 27,688.15	12,532.27	37,246.49	-	37,246.49
<b>Total</b>	<b>\$ 253,894.36</b>	<b>\$ 2,060,086.79</b>	<b>\$ 1,865,296.05</b>	<b>\$ 194,790.74</b>	<b>\$ 448,685.10</b>	<b>\$ 20,531.56</b>	<b>\$ 469,216.66</b>

	Total Bank
<b>Bank Statement Ending Balance</b>	519,454.86
<b>Uncleared Payments</b>	50,292.54
<b>Uncleared Deposits</b>	-
<b>Revised System Cash Balance</b>	469,162.32
<b>AR - JE was entered to fix</b>	54.34

Balances through 06/30/2024						Fiscal Year 2023/24
Funds- Func- Obj ct - Pr gm- Locat n- JbCl - Opt nl	Description	Adopted Budget	Revised Budget	Encumbered	Expenditure	Account Balance
<b>Funds 11000 - Operational, Func 1000 - Instruction</b>						
11000- 1000- 51100- 0000- 068004- 1611- 00000	SalariesExpense,Subs-Sick	5,000.00			6,016.20	6,016.20-
11000- 1000- 51100- 1010- 068004- 1411- 00000	SalariesExpense,Teachers	316,465.00	301,127.00		298,341.47	2,785.53
11000- 1000- 51100- 1010- 068004- 1624- 00000	SalariesExpense,Activs Sa				1,271.90	1,271.90-
11000- 1000- 51100- 1010- 068004- 1711- 00000	SalariesExpense,InstAssts	48,908.00	38,887.00		32,303.17	6,583.83
11000- 1000- 51100- 2000- 068004- 1412- 00000	SalariesExpense,Teachers	50,604.00	50,013.00		43,424.37	6,588.63
11000- 1000- 51100- 2000- 068004- 1712- 00000	SalariesExpense,InstAssts	12,963.00	12,963.00		15,968.84	3,005.84-
11000- 1000- 51300- 1010- 068004- 1411- 00000	AddtnlCompenstn,Teachers	4,000.00	4,000.00		5,440.00	1,440.00-
11000- 1000- 51300- 1010- 068004- 1621- 00000	AddtnlCompenstn,Summer/Af				4,290.00	4,290.00-
11000- 1000- 51300- 1010- 068004- 1711- 00000	AddtnlCompenstn,InstAssts	10,000.00	10,000.00		16,080.00	6,080.00-
11000- 1000- 51300- 2000- 068004- 1412- 00000	AddtnlCompenstn,Teachers	1,000.00	1,000.00		2,500.00	1,500.00-
11000- 1000- 52111- 0000- 068004- 1611- 00000	EducRetirement	908.00			10.90	10.90-
11000- 1000- 52111- 1010- 068004- 1411- 00000	EducRetirement	58,177.00	55,380.00	261.36	55,412.63	293.99-
11000- 1000- 52111- 1010- 068004- 1621- 00000	EducRetirement				778.79	778.79-
11000- 1000- 52111- 1010- 068004- 1624- 00000	EducRetirement				230.85	230.85-
11000- 1000- 52111- 1010- 068004- 1711- 00000	EducRetirement	10,695.00	10,695.00	196.02	8,781.48	1,717.50
11000- 1000- 52111- 2000- 068004- 1412- 00000	EducRetirement	9,367.00	9,367.00		8,335.22	1,031.78
11000- 1000- 52111- 2000- 068004- 1712- 00000	EducRetirement	2,354.00	2,354.00		2,898.36	544.36-
11000- 1000- 52112- 0000- 068004- 1611- 00000	ERARetireeHlth	100.00			1.21	1.21-
11000- 1000- 52112- 1010- 068004- 1411- 00000	ERARetireeHlth	6,413.00	6,102.00	28.80	6,106.11	32.91-
11000- 1000- 52112- 1010- 068004- 1621- 00000	ERARetireeHlth				85.82	85.82-
11000- 1000- 52112- 1010- 068004- 1624- 00000	ERARetireeHlth				25.44	25.44-
11000- 1000- 52112- 1010- 068004- 1711- 00000	ERARetireeHlth	1,179.00	1,077.00	21.60	967.56	87.84
11000- 1000- 52112- 2000- 068004- 1412- 00000	ERARetireeHlth	1,033.00	1,033.00		918.43	114.57
11000- 1000- 52112- 2000- 068004- 1712- 00000	ERARetireeHlth	260.00	260.00		319.52	59.52-
11000- 1000- 52210- 0000- 068004- 1611- 00000	FICA Payments	310.00	310.00		373.06	63.06-
11000- 1000- 52210- 1010- 068004- 1411- 00000	FICA Payments	19,874.00	19,874.00	89.28	18,385.08	1,399.64
11000- 1000- 52210- 1010- 068004- 1621- 00000	FICA Payments				266.01	266.01-
11000- 1000- 52210- 1010- 068004- 1624- 00000	FICA Payments				78.86	78.86-
11000- 1000- 52210- 1010- 068004- 1711- 00000	FICA Payments	3,654.00	3,654.00	66.96	2,813.17	773.87
11000- 1000- 52210- 2000- 068004- 1412- 00000	FICA Payments	3,200.00	3,200.00		2,847.18	352.82
11000- 1000- 52210- 2000- 068004- 1712- 00000	FICA Payments	804.00	804.00		936.15	132.15-
11000- 1000- 52220- 0000- 068004- 1611- 00000	MedicarePaymnts	73.00	73.00		87.24	14.24-
11000- 1000- 52220- 1010- 068004- 1411- 00000	MedicarePaymnts	4,651.00	4,651.00	20.88	4,299.83	330.29
11000- 1000- 52220- 1010- 068004- 1621- 00000	MedicarePaymnts				62.17	62.17-
11000- 1000- 52220- 1010- 068004- 1624- 00000	MedicarePaymnts				18.44	18.44-
11000- 1000- 52220- 1010- 068004- 1711- 00000	MedicarePaymnts	857.00	857.00	15.66	658.05	183.29

Selection Grouped by Account Type, Filtered by User Permissions, (Org = 180, Online/Offline = N, Period = 12, UnPosted JEs? = N, Assets and Liabilities? = N, Restricted Accts? = Y, Objct = 5, Obj Digits = 0, Page Break Lvl = )

Balances through 06/30/2024						Fiscal Year 2023/24	
Funds- Func- Obj ct - Pr gm- Locat n- JbCl - Opt nl	Description	Adopted Budget	Revised Budget	Encumbered	Expenditure	Account Balance	
<b>Funds 11000 - Operational, Func 1000 - Instruction (continued)</b>							
11000- 1000- 52220- 2000- 068004- 1412- 00000	MedicarePaymnts	749.00	749.00		665.97	83.03	
11000- 1000- 52220- 2000- 068004- 1712- 00000	MedicarePaymnts	189.00	189.00		218.82	29.82-	
11000- 1000- 52311- 1010- 068004- 1411- 00000	Hth&MedPremiums	25,780.00	15,780.00		16,200.37	420.37-	
11000- 1000- 52311- 1010- 068004- 1711- 00000	Hth&MedPremiums	15,043.00	15,043.00		11,500.43	3,542.57	
11000- 1000- 52311- 2000- 068004- 1712- 00000	Hth&MedPremiums	5,015.00	5,015.00		3,328.62	1,686.38	
11000- 1000- 52312- 1010- 068004- 1411- 00000	Life	160.00	160.00		182.28	22.28-	
11000- 1000- 52312- 1010- 068004- 1624- 00000	Life				1.44	1.44-	
11000- 1000- 52312- 1010- 068004- 1711- 00000	Life	69.00	69.00		45.24	23.76	
11000- 1000- 52312- 2000- 068004- 1412- 00000	Life	32.00	32.00		23.81	8.19	
11000- 1000- 52312- 2000- 068004- 1712- 00000	Life	64.00	64.00		22.44	41.56	
11000- 1000- 52313- 1010- 068004- 1411- 00000	Dental	1,389.00	1,389.00		1,299.27	89.73	
11000- 1000- 52313- 1010- 068004- 1711- 00000	Dental	616.00	616.00		472.70	143.30	
11000- 1000- 52313- 2000- 068004- 1712- 00000	Dental	206.00	206.00		136.80	69.20	
11000- 1000- 52314- 1010- 068004- 1411- 00000	Vision	250.00	250.00		198.59	51.41	
11000- 1000- 52314- 1010- 068004- 1711- 00000	Vision	76.00	76.00		57.86	18.14	
11000- 1000- 52314- 2000- 068004- 1712- 00000	Vision	26.00	25.00		16.80	8.20	
11000- 1000- 52315- 1010- 068004- 1411- 00000	Disability	219.00	219.00		605.42	386.42-	
11000- 1000- 52500- 0000- 068004- 1611- 00000	UnemploymntComp	10,000.00					
11000- 1000- 52500- 1010- 068004- 1411- 00000	UnemploymntComp				561.13	561.13-	
11000- 1000- 52710- 0000- 068004- 1611- 00000	WorkersCompPrem	51.00	51.00		50.27	.73	
11000- 1000- 52710- 1010- 068004- 1411- 00000	WorkersCompPrem	3,175.00	3,175.00		3,129.41	45.59	
11000- 1000- 52710- 1010- 068004- 1711- 00000	WorkersCompPrem	662.00	662.00		652.49	9.51	
11000- 1000- 52710- 2000- 068004- 1412- 00000	WorkersCompPrem	508.00	508.00		182.34	325.66	
11000- 1000- 52710- 2000- 068004- 1712- 00000	WorkersCompPrem	131.00	131.00		438.61	307.61-	
11000- 1000- 52720- 0000- 068004- 1611- 00000	WorkrsCompERFee	10.00	10.00		6.90	3.10	
11000- 1000- 52720- 1010- 068004- 1411- 00000	WorkrsCompERFee	50.00	50.00		35.42	14.58	
11000- 1000- 52720- 1010- 068004- 1711- 00000	WorkrsCompERFee	30.00	30.00		8.65	21.35	
11000- 1000- 52720- 2000- 068004- 1412- 00000	WorkrsCompERFee	10.00	10.00		4.70	5.30	
11000- 1000- 52720- 2000- 068004- 1712- 00000	WorkrsCompERFee	20.00	20.00		6.58	13.42	
11000- 1000- 54630- 1010- 068004- 0000- 00000	RentalCompEqpmt	4,600.00	4,600.00	340.99	4,259.01		
11000- 1000- 55817- 1010- 068004- 0000- 00000	Student Travel	2,000.00					
11000- 1000- 55819- 1010- 068004- 0000- 00000	EmpTravTeachers				214.26	214.26-	
11000- 1000- 55819- 2000- 068004- 0000- 00000	EmpTravTeachers				810.54	810.54-	
11000- 1000- 55915- 1020- 068004- 0000- 00000	OthContractSvcs	3,600.00	3,600.00		18,646.72	15,046.72-	
11000- 1000- 56112- 1010- 068004- 0000- 00000	Other Textbooks	15,301.00	15,301.00		2,249.06	13,051.94	
11000- 1000- 56113- 1010- 068004- 0000- 00000	Software				4,077.67	4,077.67-	

Selection Grouped by Account Type, Filtered by User Permissions, (Org = 180, Online/Offline = N, Period = 12, UnPosted JEs? = N, Assets and Liabilities? = N, Restricted Accts? = Y, Objct = 5, Obj Digits = 0, Page Break Lvl = )

Balances through 06/30/2024						Fiscal Year 2023/24
Funds- Func- Obj ct - Pr gm- Locat n- JbCl - Opt nl	Description	Adopted Budget	Revised Budget	Encumbered	Expenditure	Account Balance
<b>Funds 11000 - Operational, Func 1000 - Instruction (continued)</b>						
11000- 1000- 56118- 1010- 068004- 0000- 00000	GenSuppliesMats	26,019.00	9,414.00		10,137.67	723.67-
11000- 1000- 56118- 1020- 068004- 0000- 00000	GenSuppliesMats	700.00	700.00		684.73	15.27
11000- 1000- 57331- 1010- 068004- 0000- 00000	FixedAssets>\$5k	275,108.00	219,238.00		333.61	218,904.39
<b>Total for Func 1000 and Expense accounts</b>		<b>964,707.00</b>	<b>835,063.00</b>	<b>1,041.55</b>	<b>622,800.14</b>	<b>211,221.31</b>
<b>Funds 11000 - Operational, Func 2100 - SuppSvcsStudnts</b>						
11000- 2100- 51100- 0000- 068004- 1218- 00000	SalariesExpense,Sch/Stude	87,500.00	57,500.00		2,406.48	55,093.52
11000- 2100- 51100- 0000- 068004- 1511- 00000	SalariesExpense,Data Proc	30,000.00	30,000.00		30,000.00	
11000- 2100- 51100- 2000- 068004- 1315- 00000	SalariesExpense,Psych/Cou		2,605.00		2,604.18	.82
11000- 2100- 51300- 0000- 068004- 1211- 00000	AddtnlCompenstn,Coord/Sub	1,750.00	4,750.00		4,450.00	300.00
11000- 2100- 51300- 2000- 068004- 1211- 00000	AddtnlCompenstn,Coord/Sub	318.00	5,000.00		5,000.00	
11000- 2100- 52111- 0000- 068004- 1211- 00000	EducRetirement		10,845.00		807.65	10,037.35
11000- 2100- 52111- 0000- 068004- 1218- 00000	EducRetirement	15,882.00	15,882.00			15,882.00
11000- 2100- 52111- 0000- 068004- 1511- 00000	EducRetirement	5,445.00	5,445.00		5,445.08	.08-
11000- 2100- 52111- 2000- 068004- 1211- 00000	EducRetirement		908.00		907.59	.41
11000- 2100- 52111- 2000- 068004- 1315- 00000	EducRetirement		237.00		472.66	235.66-
11000- 2100- 52112- 0000- 068004- 1211- 00000	ERARetireeHlth	35.00	1,196.00		89.00	1,107.00
11000- 2100- 52112- 0000- 068004- 1218- 00000	ERARetireeHlth	1,750.00	1,750.00			1,750.00
11000- 2100- 52112- 0000- 068004- 1511- 00000	ERARetireeHlth	600.00	600.00		600.00	
11000- 2100- 52112- 2000- 068004- 1211- 00000	ERARetireeHlth				100.08	100.08-
11000- 2100- 52112- 2000- 068004- 1315- 00000	ERARetireeHlth		27.00		52.08	25.08-
11000- 2100- 52210- 0000- 068004- 1211- 00000	FICA Payments	109.00	3,448.00		275.80	3,172.20
11000- 2100- 52210- 0000- 068004- 1218- 00000	FICA Payments	5,425.00	5,425.00		149.20	5,275.80
11000- 2100- 52210- 0000- 068004- 1511- 00000	FICA Payments	1,860.00	1,860.00		1,788.94	71.06
11000- 2100- 52210- 2000- 068004- 1211- 00000	FICA Payments				310.16	310.16-
11000- 2100- 52210- 2000- 068004- 1315- 00000	FICA Payments				157.52	157.52-
11000- 2100- 52220- 0000- 068004- 1211- 00000	MedicarePaymnts	26.00	26.00		64.47	38.47-
11000- 2100- 52220- 0000- 068004- 1218- 00000	MedicarePaymnts	1,269.00	1,269.00		34.89	1,234.11
11000- 2100- 52220- 0000- 068004- 1511- 00000	MedicarePaymnts	435.00	435.00		418.39	16.61
11000- 2100- 52220- 2000- 068004- 1211- 00000	MedicarePaymnts				72.46	72.46-
11000- 2100- 52220- 2000- 068004- 1315- 00000	MedicarePaymnts				36.84	36.84-
11000- 2100- 52311- 0000- 068004- 1218- 00000	Hth&MedPremiums	7,427.00	7,427.00			7,427.00
11000- 2100- 52312- 0000- 068004- 1211- 00000	Life		40.00			40.00
11000- 2100- 52312- 0000- 068004- 1218- 00000	Life	32.00	32.00			32.00
11000- 2100- 52312- 0000- 068004- 1511- 00000	Life	32.00	32.00		17.16	14.84
11000- 2100- 52312- 2000- 068004- 1315- 00000	Life		3.00		2.04	.96
11000- 2100- 52313- 0000- 068004- 1218- 00000	Dental	197.00	197.00			197.00

Selection Grouped by Account Type, Filtered by User Permissions, (Org = 180, Online/Offline = N, Period = 12, UnPosted JEs? = N, Assets and Liabilities? = N, Restricted Accts? = Y, Objct = 5, Obj Digits = 0, Page Break Lvl = )



Balances through 06/30/2024						Fiscal Year 2023/24	
Funds- Func- Obj ct - Pr gm- Locat n- Jb Cl - Opt nl	Description	Adopted Budget	Revised Budget	Encumbered	Expenditure	Account Balance	
<b>Funds 11000 - Operational, Func 2100 - Supp Svcs Studnts (continued)</b>							
11000-2100-52314-0000-068004-1218-00000	Vision	46.00	46.00			46.00	
11000-2100-52315-0000-068004-1218-00000	Disability	281.00	281.00			281.00	
11000-2100-52315-0000-068004-1511-00000	Disability	118.00	118.00		100.44	17.56	
11000-2100-52315-2000-068004-1315-00000	Disability				4.53	4.53-	
11000-2100-52710-0000-068004-1218-00000	WorkersCompPrem	877.00	877.00		1,061.54	184.54-	
11000-2100-52710-0000-068004-1511-00000	WorkersCompPrem	301.00	301.00		129.12	171.88	
11000-2100-52720-0000-068004-1218-00000	WorkrsCompERFee	10.00	10.00			10.00	
11000-2100-52720-0000-068004-1511-00000	WorkrsCompERFee	10.00	10.00		3.45	6.55	
11000-2100-53211-2000-068004-0000-00000	DiagsContracted	8,000.00	8,000.00		6,451.25	1,548.75	
11000-2100-53215-2000-068004-0000-00000	PsycholgtsCont	10,500.00	10,500.00		21,927.85	11,427.85-	
11000-2100-53330-2000-068004-0000-00000	ProfessDevelop	2,000.00	2,000.00			2,000.00	
11000-2100-53711-0000-068004-0000-00001	Other Charges				1,875.00	1,875.00-	
11000-2100-55813-2000-068004-0000-00000	EmpTravNonTeach				478.05	478.05-	
11000-2100-56118-2000-068004-0000-00000	GenSuppliesMats	700.00	700.00			700.00	
<b>Total for Func 2100 and Expense accounts</b>		<b>182,935.00</b>	<b>179,782.00</b>	<b>.00</b>	<b>88,293.90</b>	<b>91,488.10</b>	
<b>Funds 11000 - Operational, Func 2200 - Suppt Svcs Inst</b>							
11000-2200-53330-0000-068004-0000-00000	ProfessDevelop	3,500.00	3,500.00		825.63	2,674.37	
11000-2200-56113-0000-068004-0000-00000	Software	3,400.00	3,400.00			3,400.00	
11000-2200-56118-0000-068004-0000-00000	GenSuppliesMats	1,100.00	1,100.00		421.85	678.15	
<b>Total for Func 2200 and Expense accounts</b>		<b>8,000.00</b>	<b>8,000.00</b>	<b>.00</b>	<b>1,247.48</b>	<b>6,752.52</b>	
<b>Funds 11000 - Operational, Func 2300 - Suppt Svcs-Admin</b>							
11000-2300-51100-0000-068004-1111-00000	SalariesExpense,Superinte	121,290.00	121,290.00		121,290.00		
11000-2300-51300-0000-068004-1217-00000	AddtnlCompenstn,Sec/Crcl/				3,000.00	3,000.00-	
11000-2300-52111-0000-068004-1111-00000	EducRetirement	22,015.00	22,015.00		22,014.24	.76	
11000-2300-52111-0000-068004-1217-00000	EducRetirement				544.49	544.49-	
11000-2300-52112-0000-068004-1111-00000	ERARetireeHlth	2,426.00	2,426.00		2,425.92	.08	
11000-2300-52112-0000-068004-1217-00000	ERARetireeHlth				60.00	60.00-	
11000-2300-52210-0000-068004-1111-00000	FICA Payments	7,520.00	7,520.00		7,290.08	229.92	
11000-2300-52210-0000-068004-1217-00000	FICA Payments				186.00	186.00-	
11000-2300-52220-0000-068004-1111-00000	MedicarePaymnts	1,759.00	1,759.00		1,704.84	54.16	
11000-2300-52220-0000-068004-1217-00000	MedicarePaymnts				43.40	43.40-	
11000-2300-52311-0000-068004-1111-00000	Hth&MedPremiums	5,373.00	5,373.00		5,311.72	61.28	
11000-2300-52312-0000-068004-1111-00000	Life				34.08	34.08-	
11000-2300-52313-0000-068004-1111-00000	Dental	206.00	206.00		205.92	.08	
11000-2300-52314-0000-068004-1111-00000	Vision	46.00	46.00		45.12	.88	
11000-2300-52315-0000-068004-1111-00000	Disability	314.00	314.00		313.20	.80	
Selection Grouped by Account Type, Filtered by User Permissions, (Org = 180, Online/Offline = N, Period = 12, UnPosted JEs? = N, Assets and Liabilities? = N, Restricted Accts? = Y, Objct = 5, Obj Digits = 0, Page Break Lvl = )						SCHOOLABILITY	



Balances through 06/30/2024						Fiscal Year 2023/24
Funds- Func- Obj ct - Pr gm- Locat n- JbCl - Opt nl	Description	Adopted Budget	Revised Budget	Encumbered	Expenditure	Account Balance
<b>Funds 11000 - Operational, Func 2300 - SupptSvcs-Admin (continued)</b>						
11000- 2300- 52710- 0000- 068004- 1111- 00000	WorkersCompPrem	1,216.00	1,216.00		56.18	1,159.82
11000- 2300- 52720- 0000- 068004- 1111- 00000	WorkrsCompERFee	10.00	10.00		9.20	.80
11000- 2300- 53411- 0000- 068004- 0000- 00000	Auditing	8,500.00	8,500.00		8,419.13	80.87
11000- 2300- 53413- 0000- 068004- 0000- 00000	Legal	2,500.00	2,500.00	2,500.00		
11000- 2300- 55400- 0000- 068004- 0000- 00000	Advertising		1,499.00		1,144.19	354.81
11000- 2300- 55811- 0000- 068004- 0000- 00000	Board Travel	500.00	500.00		360.76	139.24
11000- 2300- 55812- 0000- 068004- 0000- 00000	Board Training	4,000.00	4,000.00		1,164.32	2,835.68
11000- 2300- 56118- 0000- 068004- 0000- 00000	GenSuppliesMats				180.00	180.00-
<b>Total for Func 2300 and Expense accounts</b>		<b>177,675.00</b>	<b>179,174.00</b>	<b>2,500.00</b>	<b>175,802.79</b>	<b>871.21</b>
<b>Funds 11000 - Operational, Func 2400 - SupSvcsSchAdmin</b>						
11000- 2400- 51100- 0000- 068004- 1112- 00000	SalariesExpense,Principal		87,501.00		87,500.16	.84
11000- 2400- 51100- 0000- 068004- 1217- 00000	SalariesExpense,Sec/Crcl/	52,062.00	56,062.00		51,885.85	4,176.15
11000- 2400- 51300- 0000- 068004- 1217- 00000	AddtnlCompenstn,Sec/Crcl/	738.00	738.00		550.00	188.00
11000- 2400- 52111- 0000- 068004- 1112- 00000	EducRetirement		15,882.00		15,881.28	.72
11000- 2400- 52111- 0000- 068004- 1217- 00000	EducRetirement	9,584.00	9,992.00	99.83	9,517.22	374.95
11000- 2400- 52112- 0000- 068004- 1112- 00000	ERARetireeHlth		1,751.00		1,750.08	.92
11000- 2400- 52112- 0000- 068004- 1217- 00000	ERARetireeHlth	1,057.00	1,102.00	11.00	1,048.80	42.20
11000- 2400- 52210- 0000- 068004- 1112- 00000	FICA Payments		5,078.00		5,057.90	20.10
11000- 2400- 52210- 0000- 068004- 1217- 00000	FICA Payments	3,274.00	3,414.00	34.10	3,179.90	200.00
11000- 2400- 52220- 0000- 068004- 1112- 00000	MedicarePaymnts		1,188.00		1,182.90	5.10
11000- 2400- 52220- 0000- 068004- 1217- 00000	MedicarePaymnts	766.00	799.00	7.98	743.65	47.37
11000- 2400- 52311- 0000- 068004- 1112- 00000	Hth&MedPremiums		7,294.00		7,777.84	483.84-
11000- 2400- 52312- 0000- 068004- 1112- 00000	Life		37.00		34.32	2.68
11000- 2400- 52312- 0000- 068004- 1217- 00000	Life	64.00	64.00		52.92	11.08
11000- 2400- 52313- 0000- 068004- 1112- 00000	Dental				196.32	196.32-
11000- 2400- 52314- 0000- 068004- 1112- 00000	Vision		46.00		45.12	.88
11000- 2400- 52315- 0000- 068004- 1112- 00000	Disability				293.34	293.34-
11000- 2400- 52315- 0000- 068004- 1217- 00000	Disability	118.00	118.00		100.53	17.47
11000- 2400- 52710- 0000- 068004- 1217- 00000	WorkersCompPrem	523.00	523.00		864.41	341.41-
11000- 2400- 52720- 0000- 068004- 1112- 00000	WorkrsCompERFee				6.90	6.90-
11000- 2400- 52720- 0000- 068004- 1217- 00000	WorkrsCompERFee	20.00	20.00		10.35	9.65
11000- 2400- 53330- 0000- 068004- 0000- 00000	ProfessDevelop				600.00	600.00-
11000- 2400- 53414- 0000- 068004- 0000- 00000	OthProfTechSvcs	1,700.00	1,700.00			1,700.00
11000- 2400- 53711- 0000- 068004- 0000- 00000	Other Charges				1,145.50	1,145.50-
11000- 2400- 55813- 0000- 068004- 0000- 00000	EmpTravNonTeach	1,000.00	1,000.00		771.68	228.32
11000- 2400- 56113- 0000- 068004- 0000- 00000	Software			129.77	129.77	259.54-

Selection Grouped by Account Type, Filtered by User Permissions, (Org = 180, Online/Offline = N, Period = 12, UnPosted JEs? = N, Assets and Liabilities? = N, Restricted Accts? = Y, Objct = 5, Obj Digits = 0, Page Break Lvl = )

Balances through 06/30/2024						Fiscal Year 2023/24
Funds- Func- Obj ct - Pr gm- Locat n- Jb Cl - Opt nl	Description	Adopted Budget	Revised Budget	Encumbered	Expenditure	Account Balance
<b>Funds 11000 - Operational, Func 2400 - SupSvcsSchAdmin (continued)</b>						
11000-2400-56118-0000-068004-0000-00000	GenSuppliesMats	750.00	750.00		334.72	415.28
<b>Total for Func 2400 and Expense accounts</b>		<b>71,656.00</b>	<b>195,059.00</b>	<b>282.68</b>	<b>190,661.46</b>	<b>4,114.86</b>
<b>Funds 11000 - Operational, Func 2500 - Central Svcs</b>						
11000-2500-53414-0000-068004-0000-00000	OthProfTechSvcs	99,415.00	103,415.00	8.20	108,856.28	5,449.48-
11000-2500-53711-0000-068004-0000-00000	Other Charges				295.00	295.00-
11000-2500-55915-0000-068004-0000-00000	OthContractSvcs				302.67	302.67-
11000-2500-56113-0000-068004-0000-00000	Software	18,252.00	41,252.00	13,260.00	25,030.88	2,961.12
11000-2500-56118-0000-068004-0000-00000	GenSuppliesMats	500.00	500.00			500.00
11000-2500-56119-0000-068004-0000-00000	SupAsst<5k				190.50	190.50-
<b>Total for Func 2500 and Expense accounts</b>		<b>118,167.00</b>	<b>145,167.00</b>	<b>13,268.20</b>	<b>134,675.33</b>	<b>2,776.53-</b>
<b>Funds 11000 - Operational, Func 2600 - Op&amp;MaintofPlant</b>						
11000-2600-51100-0000-068004-1615-00000	SalariesExpense,Custodial	31,800.00	31,800.00		32,000.16	200.16-
11000-2600-52111-0000-068004-1615-00000	EducRetirement	5,772.00	5,772.00		5,808.00	36.00-
11000-2600-52112-0000-068004-1615-00000	ERARetireeHlth	636.00	636.00		640.08	4.08-
11000-2600-52210-0000-068004-1615-00000	FICA Payments	1,972.00	1,972.00		1,984.08	12.08-
11000-2600-52220-0000-068004-1615-00000	MedicarePaymnts	462.00	462.00		463.92	1.92-
11000-2600-52312-0000-068004-1615-00000	Life				34.32	34.32-
11000-2600-52315-0000-068004-1615-00000	Disability	140.00	140.00		131.18	8.82
11000-2600-52710-0000-068004-1615-00000	WorkersCompPrem	319.00	319.00		255.28	63.72
11000-2600-52720-0000-068004-1615-00000	WorkrsCompERFee	10.00	10.00		6.90	3.10
11000-2600-54311-0000-068004-0000-00000	MntRepFrnFixEqp				498.95	498.95-
11000-2600-54312-0000-068004-0000-00000	MntRepBlgsGrnds	1,000.00	1,000.00			1,000.00
11000-2600-54411-0000-068004-0000-00000	Electricity	6,300.00	6,300.00	351.70	7,648.30	1,700.00-
11000-2600-54412-0000-068004-0000-00000	NatGasBuildings	14,875.00	14,875.00	6,896.15	8,659.98	681.13-
11000-2600-54415-0000-068004-0000-00000	Water/Sewage	14,333.00	14,333.00	3,147.14	12,085.78	899.92-
11000-2600-54416-0000-068004-0000-00000	CommunicatnSvcs	7,818.00	7,818.00	369.05	6,370.29	1,078.66
11000-2600-54610-0000-068004-0000-00000	RentLandBldngs	49,250.00	49,250.00		1,210.00	48,040.00
11000-2600-55200-0000-068004-0000-00000	PropertyLiablns	10,439.00	10,439.00		10,289.11	149.89
11000-2600-56118-0000-068004-0000-00000	GenSuppliesMats	6,500.00	6,500.00		4,578.46	1,921.54
11000-2600-56119-0000-068004-0000-00000	SupAsst<5k	750.00	750.00			750.00
<b>Total for Func 2600 and Expense accounts</b>		<b>152,376.00</b>	<b>152,376.00</b>	<b>10,764.04</b>	<b>92,664.79</b>	<b>48,947.17</b>
<b>Funds 11000 - Operational, Func 2700 - StudentTranspnt</b>						
11000-2700-51100-0000-068004-1622-00000	SalariesExpense,Bus Drive	5,636.00	9,016.00		10,130.29	1,114.29-
11000-2700-51300-0000-068004-1622-00000	AddtnlCompenstn,Bus Drive		360.00		1,464.00	1,104.00-
11000-2700-52111-0000-068004-1622-00000	EducRetirement	1,023.00	1,702.00	200.38	2,104.38	602.76-

Selection Grouped by Account Type, Filtered by User Permissions, (Org = 180, Online/Offline = N, Period = 12, UnPosted JEs? = N, Assets and Liabilities? = N, Restricted Accts? = Y, Objct = 5, Obj Digits = 0, Page Break Lvl = )

Balances through 06/30/2024						Fiscal Year 2023/24
Funds- Func- Obj ct - Pr gm- Locat n- JbCl - Opt nl	Description	Adopted Budget	Revised Budget	Encumbered	Expenditure	Account Balance
<b>Funds 11000 - Operational, Func 2700 - StudentTranspntn (continued)</b>						
11000- 2700- 52112- 0000- 068004- 1622- 00000	ERARetireeHlth	113.00	188.00	22.08	231.88	65.96-
11000- 2700- 52210- 0000- 068004- 1622- 00000	FICA Payments	350.00	582.00	68.45	718.84	205.29-
11000- 2700- 52220- 0000- 068004- 1622- 00000	MedicarePaymnts	82.00	136.00	16.01	168.12	48.13-
11000- 2700- 52312- 0000- 068004- 1622- 00000	Life	32.00	33.00		33.12	.12-
11000- 2700- 52710- 0000- 068004- 1622- 00000	WorkersCompPrem	57.00	301.00		296.68	4.32
11000- 2700- 52720- 0000- 068004- 1622- 00000	WorkrsCompERFee	10.00	10.00		6.90	3.10
11000- 2700- 54314- 0000- 068004- 0000- 00000	MntRepBuses	2,500.00	2,500.00		896.65	1,603.35
11000- 2700- 55200- 0000- 068004- 0000- 00000	PropertyLiablns	750.00	750.00		739.23	10.77
11000- 2700- 56211- 0000- 068004- 0000- 00000	Gasoline	2,000.00	2,000.00		1,639.64	360.36
<b>Total for Func 2700 and Expense accounts</b>		<b>12,553.00</b>	<b>17,578.00</b>	<b>306.92</b>	<b>18,429.73</b>	<b>1,158.65-</b>
<b>Funds 11000 - Operational, Func 2900 - Oth Suppt Svcs</b>						
11000- 2900- 58219- 0000- 068004- 0000- 00000	PayStMchMedcad	1,000.00	1,000.00			1,000.00
<b>Total for Func 2900 and Expense accounts</b>		<b>1,000.00</b>	<b>1,000.00</b>	<b>.00</b>	<b>.00</b>	<b>1,000.00</b>
<b>Funds 11000 - Operational, Func 3100 - FoodSvcsOpertns</b>						
11000- 3100- 51300- 0000- 068004- 1617- 00000	AddtnlCompenstn,Food Serv	9,000.00	15,000.00		15,107.24	107.24-
11000- 3100- 52111- 0000- 068004- 1617- 00000	EducRetirement	1,634.00	5,634.00		2,741.98	2,892.02
11000- 3100- 52112- 0000- 068004- 1617- 00000	ERARetireeHlth	180.00	180.00		302.15	122.15-
11000- 3100- 52210- 0000- 068004- 1617- 00000	FICA Payments	558.00	558.00		936.79	378.79-
11000- 3100- 52220- 0000- 068004- 1617- 00000	MedicarePaymnts	131.00	131.00		219.01	88.01-
11000- 3100- 52312- 0000- 068004- 1617- 00000	Life				2.64	2.64-
<b>Total for Func 3100 and Expense accounts</b>		<b>11,503.00</b>	<b>21,503.00</b>	<b>.00</b>	<b>19,309.81</b>	<b>2,193.19</b>
<b>Total for Funds 11000</b>		<b>1,700,572.00</b>	<b>1,734,702.00</b>	<b>28,163.39</b>	<b>1,343,885.43</b>	<b>362,653.18</b>
<b>Funds 21000 - Food Svcs, Func 3100 - FoodSvcsOpertns</b>						
21000- 3100- 56118- 0000- 068004- 0000- 00000	GenSuppliesMats		557.00			557.00
<b>Total for Funds 21000, Func 3100 and Expense accounts</b>		<b>.00</b>	<b>557.00</b>	<b>.00</b>	<b>.00</b>	<b>557.00</b>
<b>Funds 23000 - StudentActivity, Func 1000 - Instruction</b>						
23000- 1000- 53711- 9000- 068004- 0000- 00000	Other Charges		1,840.00			1,840.00
23000- 1000- 56118- 1010- 068004- 0000- 00000	GenSuppliesMats	3,231.00	3,390.00		2,481.19	908.81
<b>Total for Funds 23000, Func 1000 and Expense accounts</b>		<b>3,231.00</b>	<b>5,230.00</b>	<b>.00</b>	<b>2,481.19</b>	<b>2,748.81</b>
<b>Funds 24101 - Title I - IASA, Func 1000 - Instruction</b>						
24101- 1000- 51100- 1010- 068004- 1711- 00000	SalariesExpense,InstAssts	11,286.00	11,286.00		9,539.78	1,746.22
24101- 1000- 51300- 1010- 068004- 1621- 00000	AddtnlCompenstn,Summer/Af	1,000.00	1,000.00		4,180.00	3,180.00-
24101- 1000- 52111- 1010- 068004- 1621- 00000	EducRetirement	182.00	182.00		758.78	576.78-
24101- 1000- 52111- 1010- 068004- 1711- 00000	EducRetirement	3,229.00	3,229.00		1,731.48	1,497.52
24101- 1000- 52112- 1010- 068004- 1621- 00000	ERARetireeHlth	20.00	20.00		83.69	63.69-

Selection Grouped by Account Type, Filtered by User Permissions, (Org = 180, Online/Offline = N, Period = 12, UnPosted JEs? = N, Assets and Liabilities? = N, Restricted Accts? = Y, Objct = 5, Obj Digits = 0, Page Break Lvl = )

Balances through 06/30/2024						Fiscal Year 2023/24	
Funds- Func- Obj ct - Pr gm- Locat n- Jb Cl - Opt nl	Description	Adopted Budget	Revised Budget	Encumbered	Expenditure	Account Balance	
<b>Funds 24101 - Title I - IASA, Func 1000 - Instruction (continued)</b>							
24101- 1000- 52112- 1010- 068004- 1711- 00000	ERARetireeHlth	356.00	356.00		190.84	165.16	
24101- 1000- 52210- 1010- 068004- 1621- 00000	FICA Payments	62.00	62.00		259.20	197.20-	
24101- 1000- 52210- 1010- 068004- 1711- 00000	FICA Payments	1,103.00	1,103.00		591.41	511.59	
24101- 1000- 52220- 1010- 068004- 1621- 00000	MedicarePaymnts	15.00	15.00		60.58	45.58-	
24101- 1000- 52220- 1010- 068004- 1711- 00000	MedicarePaymnts	258.00	258.00		138.27	119.73	
24101- 1000- 52312- 1010- 068004- 1711- 00000	Life	32.00	32.00		14.18	17.82	
24101- 1000- 52710- 1010- 068004- 1711- 00000	WorkersCompPrem	447.00	447.00		440.58	6.42	
24101- 1000- 52720- 1010- 068004- 1711- 00000	WorkrsCompERFee	10.00	10.00		3.17	6.83	
<b>Total for Funds 24101, Func 1000 and Expense accounts</b>		<b>18,000.00</b>	<b>18,000.00</b>	<b>.00</b>	<b>17,991.96</b>	<b>8.04</b>	
<b>Funds 24106 - IDEABentitlemnt, Func 1000 - Instruction</b>							
24106- 1000- 51100- 2000- 068004- 1412- 00000	SalariesExpense,Teachers	25,355.00	25,355.00		22,316.28	3,038.72	
24106- 1000- 52111- 2000- 068004- 1412- 00000	EducRetirement	2,744.00	2,744.00		4,050.32	1,306.32-	
24106- 1000- 52112- 2000- 068004- 1412- 00000	ERARetireeHlth	303.00	303.00		446.36	143.36-	
24106- 1000- 52210- 2000- 068004- 1412- 00000	FICA Payments	938.00	938.00		1,383.63	445.63-	
24106- 1000- 52220- 2000- 068004- 1412- 00000	MedicarePaymnts	220.00	220.00		323.60	103.60-	
24106- 1000- 52312- 2000- 068004- 1412- 00000	Life	32.00	32.00		11.95	20.05	
24106- 1000- 52710- 2000- 068004- 1412- 00000	WorkersCompPrem	185.00	185.00		1,198.54	1,013.54-	
24106- 1000- 52720- 2000- 068004- 1412- 00000	WorkrsCompERFee	10.00	10.00		2.20	7.80	
<b>Total for Funds 24106, Func 1000 and Expense accounts</b>		<b>29,787.00</b>	<b>29,787.00</b>	<b>.00</b>	<b>29,732.88</b>	<b>54.12</b>	
<b>Funds 24154 - TchPrinTrainRec, Func 1000 - Instruction</b>							
24154- 1000- 51300- 1010- 068004- 1411- 00000	AddtnlCompenstn,Teachers	1,000.00	2,000.00		2,000.00		
24154- 1000- 52111- 1010- 068004- 1411- 00000	EducRetirement	182.00	363.00			363.00	
24154- 1000- 52112- 1010- 068004- 1411- 00000	ERARetireeHlth	20.00	40.00			40.00	
24154- 1000- 52210- 1010- 068004- 1411- 00000	FICA Payments	62.00	124.00		123.99	.01	
24154- 1000- 52220- 1010- 068004- 1411- 00000	MedicarePaymnts	15.00	29.00		28.95	.05	
<b>Total for Func 1000 and Expense accounts</b>		<b>1,279.00</b>	<b>2,556.00</b>	<b>.00</b>	<b>2,152.94</b>	<b>403.06</b>	
<b>Funds 24154 - TchPrinTrainRec, Func 2200 - Suppt Svcs Inst</b>							
24154- 2200- 53330- 0000- 068004- 0000- 00000	ProfessDevelop	3,721.00	2,444.00			2,444.00	
<b>Total for Func 2200 and Expense accounts</b>		<b>3,721.00</b>	<b>2,444.00</b>	<b>.00</b>	<b>.00</b>	<b>2,444.00</b>	
<b>Total for Funds 24154</b>		<b>5,000.00</b>	<b>5,000.00</b>	<b>.00</b>	<b>2,152.94</b>	<b>2,847.06</b>	
<b>Funds 24330 - ESSER III, Func 1000 - Instruction</b>							
24330- 1000- 51100- 1010- 068004- 1411- 00000	SalariesExpense,Teachers	44,373.00	44,373.00		43,947.48	425.52	
24330- 1000- 51100- 1010- 068004- 1711- 00000	SalariesExpense,InstAssts	25,750.00	44,203.00		44,576.80	373.80-	
24330- 1000- 52111- 1010- 068004- 1411- 00000	EducRetirement	8,054.00	8,054.00		7,976.49	77.51	
24330- 1000- 52111- 1010- 068004- 1711- 00000	EducRetirement	4,674.00	9,674.00		8,090.65	1,583.35	
Selection Grouped by Account Type, Filtered by User Permissions, (Org = 180, Online/Offline = N, Period = 12, UnPosted JEs? = N, Assets and Liabilities? = N, Restricted Accts? = Y, Objct = 5, Obj Digits = 0, Page Break Lvl = )							

Balances through 06/30/2024						Fiscal Year 2023/24
Funds- Func- Obj ct - Pr gm- Locat n- JbCl - Opt nl	Description	Adopted Budget	Revised Budget	Encumbered	Expenditure	Account Balance
<b>Funds 24330 - ESSER III, Func 1000 - Instruction (continued)</b>						
24330- 1000- 52112- 1010- 068004- 1411- 00000	ERARetireeHlth	888.00	888.00		879.05	8.95
24330- 1000- 52112- 1010- 068004- 1711- 00000	ERARetireeHlth	515.00	515.00		891.61	376.61-
24330- 1000- 52210- 1010- 068004- 1411- 00000	FICA Payments	2,752.00	2,752.00		2,611.45	140.55
24330- 1000- 52210- 1010- 068004- 1711- 00000	FICA Payments	1,597.00	4,098.00		2,679.92	1,418.08
24330- 1000- 52220- 1010- 068004- 1411- 00000	MedicarePaymnts	644.00	644.00		610.78	33.22
24330- 1000- 52220- 1010- 068004- 1711- 00000	MedicarePaymnts	374.00	374.00		626.86	252.86-
24330- 1000- 52311- 1010- 068004- 1411- 00000	Hth&MedPremiums				4,324.58	4,324.58-
24330- 1000- 52311- 1010- 068004- 1711- 00000	Hth&MedPremiums		6,000.00		5,171.32	828.68
24330- 1000- 52312- 1010- 068004- 1411- 00000	Life	32.00	32.00		32.28	.28-
24330- 1000- 52312- 1010- 068004- 1711- 00000	Life	32.00	32.00		61.18	29.18-
24330- 1000- 52313- 1010- 068004- 1411- 00000	Dental				162.62	162.62-
24330- 1000- 52313- 1010- 068004- 1711- 00000	Dental				211.78	211.78-
24330- 1000- 52314- 1010- 068004- 1411- 00000	Vision				34.78	34.78-
24330- 1000- 52314- 1010- 068004- 1711- 00000	Vision				25.90	25.90-
24330- 1000- 52315- 1010- 068004- 1411- 00000	Disability				27.07	27.07-
24330- 1000- 52710- 1010- 068004- 1411- 00000	WorkersCompPrem	445.00	445.00		515.49	70.49-
24330- 1000- 52710- 1010- 068004- 1711- 00000	WorkersCompPrem	259.00	259.00		314.42	55.42-
24330- 1000- 52720- 1010- 068004- 1411- 00000	WorkrsCompERFee	10.00	10.00		5.98	4.02
24330- 1000- 52720- 1010- 068004- 1711- 00000	WorkrsCompERFee	10.00	10.00		9.20	.80
24330- 1000- 56119- 1010- 068004- 0000- 00000	SupAsst<5k		29,000.00		26,348.74	2,651.26
<b>Total for Func 1000 and Expense accounts</b>		<b>90,409.00</b>	<b>151,363.00</b>	<b>.00</b>	<b>150,136.43</b>	<b>1,226.57</b>
<b>Funds 24330 - ESSER III, Func 2100 - SuppSvcStuents</b>						
24330- 2100- 51100- 0000- 068004- 1218- 00000	SalariesExpense,Sch/Stude	15,000.00				
24330- 2100- 51100- 2000- 068004- 1315- 00000	SalariesExpense,Psych/Cou	55,000.00	38,467.00		38,466.33	.67
24330- 2100- 52111- 0000- 068004- 1218- 00000	EducRetirement	2,723.00				
24330- 2100- 52111- 2000- 068004- 1315- 00000	EducRetirement	9,983.00	6,506.00		6,981.62	475.62-
24330- 2100- 52112- 0000- 068004- 1218- 00000	ERARetireeHlth	300.00				
24330- 2100- 52112- 2000- 068004- 1315- 00000	ERARetireeHlth	1,100.00	1,013.00		769.30	243.70
24330- 2100- 52210- 0000- 068004- 1218- 00000	FICA Payments	930.00				
24330- 2100- 52210- 2000- 068004- 1315- 00000	FICA Payments	3,410.00	2,255.00		2,254.92	.08
24330- 2100- 52220- 0000- 068004- 1218- 00000	MedicarePaymnts	218.00				
24330- 2100- 52220- 2000- 068004- 1315- 00000	MedicarePaymnts	798.00	693.00		527.40	165.60
24330- 2100- 52311- 2000- 068004- 1315- 00000	Hth&MedPremiums	10,397.00				
24330- 2100- 52312- 0000- 068004- 1218- 00000	Life	32.00	32.00			32.00
24330- 2100- 52312- 2000- 068004- 1315- 00000	Life	32.00	32.00		25.08	6.92
24330- 2100- 52313- 2000- 068004- 1315- 00000	Dental	386.00	30.00			30.00

Selection Grouped by Account Type, Filtered by User Permissions, (Org = 180, Online/Offline = N, Period = 12, UnPosted JEs? = N, Assets and Liabilities? = N, Restricted Accts? = Y, Objct = 5, Obj Digits = 0, Page Break Lvl = )

Balances through 06/30/2024						Fiscal Year 2023/24	
Funds- Func- Obj ct - Pr gm- Locat n- Jb Cl - Opt nl	Description	Adopted Budget	Revised Budget	Encumbered	Expenditure	Account Balance	
<b>Funds 24330 - ESSER III, Func 2100 - SuppSvcsStudnts (continued)</b>							
24330-2100-52314-2000-068004-1315-00000	Vision	128.00	128.00			128.00	
24330-2100-52315-2000-068004-1315-00000	Disability				149.49	149.49-	
24330-2100-52710-0000-068004-1218-00000	WorkersCompPrem	151.00	151.00		148.83	2.17	
24330-2100-52710-2000-068004-1315-00000	WorkersCompPrem	594.00	594.00		585.47	8.53	
24330-2100-52720-0000-068004-1218-00000	WorkrsCompERFee	10.00	10.00			10.00	
24330-2100-52720-2000-068004-1315-00000	WorkrsCompERFee	10.00	10.00		6.90	3.10	
<b>Total for Func 2100 and Expense accounts</b>		<b>101,202.00</b>	<b>49,921.00</b>	<b>.00</b>	<b>49,915.34</b>	<b>5.66</b>	
<b>Funds 24330 - ESSER III, Func 2600 - Op&amp;MaintofPlant</b>							
24330-2600-56119-0000-068004-0000-00000	SupAsst<5k	9,673.00					
<b>Total for Func 2600 and Expense accounts</b>		<b>9,673.00</b>	<b>.00</b>	<b>.00</b>	<b>.00</b>	<b>.00</b>	
<b>Total for Funds 24330</b>		<b>201,284.00</b>	<b>201,284.00</b>	<b>.00</b>	<b>200,051.77</b>	<b>1,232.23</b>	
<b>Funds 25153 - TitleXIX-3/21Yr, Func 1000 - Instruction</b>							
25153-1000-55915-1010-068004-0000-00000	OthContractSvcs	1,912.00	1,912.00			1,912.00	
<b>Total for Func 1000 and Expense accounts</b>		<b>1,912.00</b>	<b>1,912.00</b>	<b>.00</b>	<b>.00</b>	<b>1,912.00</b>	
<b>Funds 25153 - TitleXIX-3/21Yr, Func 2100 - SuppSvcsStudnts</b>							
25153-2100-53211-2000-068004-0000-00000	DiagsContracted				6,790.14	6,790.14-	
25153-2100-53212-2000-068004-0000-00000	SpeechThrpsCont	11,000.00	24,218.00			24,218.00	
25153-2100-53213-2000-068004-0000-00000	OccThrpstCont	16,422.00	26,422.00			26,422.00	
25153-2100-53215-2000-068004-0000-00000	PsychologtsCont				1,516.36	1,516.36-	
25153-2100-55813-2000-068004-0000-00000	EmpTravNonTeach	150.00	150.00			150.00	
25153-2100-55915-0000-068004-0000-00000	OthContractSvcs				10.97	10.97-	
<b>Total for Func 2100 and Expense accounts</b>		<b>27,572.00</b>	<b>50,790.00</b>	<b>.00</b>	<b>8,317.47</b>	<b>42,472.53</b>	
<b>Funds 25153 - TitleXIX-3/21Yr, Func 2500 - Central Svcs</b>							
25153-2500-55914-0000-068004-0000-00000	CntrctsIntrAgcy	500.00	500.00	371.63	128.37		
<b>Total for Func 2500 and Expense accounts</b>		<b>500.00</b>	<b>500.00</b>	<b>371.63</b>	<b>128.37</b>	<b>.00</b>	
<b>Total for Funds 25153</b>		<b>29,984.00</b>	<b>53,202.00</b>	<b>371.63</b>	<b>8,445.84</b>	<b>44,384.53</b>	
<b>Funds 26107 - RECDistFisclAgt, Func 2100 - SuppSvcsStudnts</b>							
26107-2100-51300-0000-068004-1218-00000	AddtnlCompenstn,Sch/Stude		3,900.00		3,900.00		
26107-2100-52111-0000-068004-1218-00000	EducRetirement		708.00		707.71	.29	
26107-2100-52112-0000-068004-1218-00000	ERARetireeHlth		78.00		77.91	.09	
26107-2100-52210-0000-068004-1218-00000	FICA Payments		242.00		241.90	.10	
26107-2100-52220-0000-068004-1218-00000	MedicarePaymnts		72.00		56.59	15.41	
26107-2100-53711-0000-068004-0000-00001	Other Charges				4,628.51	4,628.51-	
26107-2100-56116-0000-068004-0000-00002	Food				666.39	666.39-	
26107-2100-56118-0000-068004-0000-00000	GenSuppliesMats		1,000.00		1,644.09	644.09-	

Selection Grouped by Account Type, Filtered by User Permissions, (Org = 180, Online/Offline = N, Period = 12, UnPosted JEs? = N, Assets and Liabilities? = N, Restricted Accts? = Y, Objct = 5, Obj Digits = 0, Page Break Lvl = )

Balances through 06/30/2024						Fiscal Year 2023/24	
Funds- Func- Obj ct - Pr gm- Locat n- Jb Cl - Opt nl	Description	Adopted Budget	Revised Budget	Encumbered	Expenditure	Account Balance	
<b>Funds 26107 - RECDistFisclAgt, Func 2100 - SuppSvcsStudnts (continued)</b>							
26107- 2100- 56118- 0000- 068004- 0000- 00001	GenSuppliesMats		6,500.00			6,500.00	
26107- 2100- 56119- 0000- 068004- 0000- 00000	SupAsst<5k		10,000.00		8,354.90	1,645.10	
<b>Total for Funds 26107, Func 2100 and Expense accounts</b>		<b>.00</b>	<b>22,500.00</b>	<b>.00</b>	<b>20,278.00</b>	<b>2,222.00</b>	
<b>Funds 27107 - 2012GOBondSB66, Func 2200 - Suppt Svcs Inst</b>							
27107- 2200- 56114- 0000- 068004- 0000- 00000	LibraryAudioVis		3,121.00		3,121.00		
<b>Total for Funds 27107, Func 2200 and Expense accounts</b>		<b>.00</b>	<b>3,121.00</b>	<b>.00</b>	<b>3,121.00</b>	<b>.00</b>	
<b>Funds 27109 - Inst. Materials, Func 1000 - Instruction</b>							
27109- 1000- 56111- 1010- 068004- 0000- 00000	InsMatCsh50%Txb	1,729.00	1,729.00		1,729.00		
<b>Total for Funds 27109, Func 1000 and Expense accounts</b>		<b>1,729.00</b>	<b>1,729.00</b>	<b>.00</b>	<b>1,729.00</b>	<b>.00</b>	
<b>Funds 27114 - NMReadstoLeadK3, Func 1000 - Instruction</b>							
27114- 1000- 51300- 1010- 068004- 1411- 00000	AddtnlCompenstn,Teachers				4,250.00	4,250.00-	
27114- 1000- 51300- 9000- 068004- 1624- 00000	AddtnlCompenstn,Activs Sa				650.00	650.00-	
27114- 1000- 52111- 1010- 068004- 1411- 00000	EducRetirement				358.46	358.46-	
27114- 1000- 52111- 9000- 068004- 1624- 00000	EducRetirement				117.97	117.97-	
27114- 1000- 52112- 1010- 068004- 1411- 00000	ERARetireeHlth				39.50	39.50-	
27114- 1000- 52112- 9000- 068004- 1624- 00000	ERARetireeHlth				13.00	13.00-	
27114- 1000- 52210- 1010- 068004- 1411- 00000	FICA Payments				122.45	122.45-	
27114- 1000- 52210- 9000- 068004- 1624- 00000	FICA Payments				40.30	40.30-	
27114- 1000- 52220- 1010- 068004- 1411- 00000	MedicarePaymnts				28.64	28.64-	
27114- 1000- 52220- 9000- 068004- 1624- 00000	MedicarePaymnts				9.42	9.42-	
27114- 1000- 53711- 1010- 068004- 0000- 00000	Other Charges		6,675.00			6,675.00	
27114- 1000- 56113- 1010- 068004- 0000- 00000	Software		5,000.00			5,000.00	
27114- 1000- 56118- 1010- 068004- 0000- 00000	GenSuppliesMats		10,000.00		9,269.46	730.54	
<b>Total for Func 1000 and Expense accounts</b>		<b>.00</b>	<b>21,675.00</b>	<b>.00</b>	<b>14,899.20</b>	<b>6,775.80</b>	
<b>Funds 27114 - NMReadstoLeadK3, Func 2100 - SuppSvcsStudnts</b>							
27114- 2100- 51300- 9000- 068004- 1218- 00000	AddtnlCompenstn,Sch/Stude		2,600.00		2,600.00		
27114- 2100- 52111- 9000- 068004- 1218- 00000	EducRetirement		472.00		471.90	.10	
27114- 2100- 52112- 9000- 068004- 1218- 00000	ERARetireeHlth		52.00		52.00		
27114- 2100- 52210- 9000- 068004- 1218- 00000	FICA Payments		162.00		161.20	.80	
27114- 2100- 52220- 9000- 068004- 1218- 00000	MedicarePaymnts		39.00		37.70	1.30	
<b>Total for Func 2100 and Expense accounts</b>		<b>.00</b>	<b>3,325.00</b>	<b>.00</b>	<b>3,322.80</b>	<b>2.20</b>	
<b>Total for Funds 27114</b>		<b>.00</b>	<b>25,000.00</b>	<b>.00</b>	<b>18,222.00</b>	<b>6,778.00</b>	
<b>Funds 27127 - SchoolCollabtve, Func 2100 - SuppSvcsStudnts</b>							
27127- 2100- 51100- 0000- 068004- 1211- 00000	SalariesExpense,Coord/Sub		55,000.00		55,000.20	.20-	

Selection Grouped by Account Type, Filtered by User Permissions, (Org = 180, Online/Offline = N, Period = 12, UnPosted JEs? = N, Assets and Liabilities? = N, Restricted Accts? = Y, Objct = 5, Obj Digits = 0, Page Break Lvl = )



Balances through 06/30/2024						Fiscal Year 2023/24	
Funds- Func- Obj ct - Pr gm- Locat n- JbCl - Opt nl	Description	Adopted Budget	Revised Budget	Encumbered	Expenditure	Account Balance	
<b>Funds 27127 - SchoolCollabtve, Func 2100 - SuppSvcsStudnts (continued)</b>							
27127- 2100- 52111- 0000- 068004- 1211- 00000	EducRetirement		9,983.00		9,982.49	.51	
27127- 2100- 52112- 0000- 068004- 1211- 00000	ERARetireeHlth		1,100.00		1,100.03	.03-	
27127- 2100- 52210- 0000- 068004- 1211- 00000	FICA Payments		3,410.00		3,135.78	274.22	
27127- 2100- 52220- 0000- 068004- 1211- 00000	MedicarePaymnts		798.00		733.28	64.72	
27127- 2100- 52311- 0000- 068004- 1211- 00000	Hth&MedPremiums		11,090.00		9,794.09	1,295.91	
27127- 2100- 52312- 0000- 068004- 1211- 00000	Life		32.00		35.76	3.76-	
27127- 2100- 52313- 0000- 068004- 1211- 00000	Dental		411.00		438.15	27.15-	
27127- 2100- 52314- 0000- 068004- 1211- 00000	Vision		136.00		84.41	51.59	
27127- 2100- 52315- 0000- 068004- 1211- 00000	Disability				214.04	214.04-	
27127- 2100- 52720- 0000- 068004- 1211- 00000	WorkrsCompERFee		10.00		6.90	3.10	
27127- 2100- 55915- 0000- 068004- 0000- 00000	OthContractSvcs		68,030.00			68,030.00	
27127- 2100- 56119- 0000- 068004- 0000- 00000	SupAsst<5k				9,614.48	9,614.48-	
<b>Total for Funds 27127, Func 2100 and Expense accounts</b>			<b>.00</b>	<b>150,000.00</b>	<b>.00</b>	<b>90,139.61</b>	<b>59,860.39</b>
<b>Funds 27202 - OpenSciExplni, Func 1000 - Instruction</b>							
27202- 1000- 56118- 1010- 068004- 0000- 00000	GenSuppliesMats		5,100.00	5,100.00	5,100.00		
<b>Total for Funds 27202, Func 1000 and Expense accounts</b>			<b>5,100.00</b>	<b>5,100.00</b>	<b>.00</b>	<b>5,100.00</b>	<b>.00</b>
<b>Funds 27407 - Family Inc Ind, Func 2100 - SuppSvcsStudnts</b>							
27407- 2100- 51100- 0000- 068004- 1218- 00000	SalariesExpense,Sch/Stude	22,001.00	22,001.00		16,482.55	5,518.45	
27407- 2100- 52111- 0000- 068004- 1218- 00000	EducRetirement	3,994.00	3,994.00		2,991.60	1,002.40	
27407- 2100- 52112- 0000- 068004- 1218- 00000	ERARetireeHlth	441.00	441.00		329.66	111.34	
27407- 2100- 52210- 0000- 068004- 1218- 00000	FICA Payments	1,365.00	1,365.00		1,021.93	343.07	
27407- 2100- 52220- 0000- 068004- 1218- 00000	MedicarePaymnts	320.00	320.00		239.00	81.00	
27407- 2100- 52312- 0000- 068004- 1218- 00000	Life				28.80	28.80-	
27407- 2100- 52720- 0000- 068004- 1218- 00000	WorkrsCompERFee				4.60	4.60-	
27407- 2100- 53711- 0000- 068004- 0000- 00000	Other Charges	16,669.00	16,669.00			16,669.00	
27407- 2100- 56113- 0000- 068004- 0000- 00000	Software				950.00	950.00-	
27407- 2100- 56118- 0000- 068004- 0000- 00000	GenSuppliesMats				4,318.27	4,318.27-	
<b>Total for Funds 27407, Func 2100 and Expense accounts</b>		<b>44,790.00</b>	<b>44,790.00</b>	<b>.00</b>	<b>26,366.41</b>	<b>18,423.59</b>	
<b>Funds 27583 - BehavioralHealt, Func 1000 - Instruction</b>							
27583- 1000- 51300- 1010- 068004- 1411- 00000	AddtnlCompenstn,Teachers		2,750.00		2,750.00		
27583- 1000- 51300- 1010- 068004- 1711- 00000	AddtnlCompenstn,InstAssts		1,750.00		1,750.00		
27583- 1000- 52111- 1010- 068004- 1411- 00000	EducRetirement		500.00		499.12	.88	
27583- 1000- 52111- 1010- 068004- 1711- 00000	EducRetirement		318.00		317.63	.37	
27583- 1000- 52112- 1010- 068004- 1411- 00000	ERARetireeHlth		56.00		55.01	.99	
27583- 1000- 52112- 1010- 068004- 1711- 00000	ERARetireeHlth		35.00		35.00		
Selection Grouped by Account Type, Filtered by User Permissions, (Org = 180, Online/Offline = N, Period = 12, UnPosted JEs? = N, Assets and Liabilities? = N, Restricted Accts? = Y, Objct = 5, Obj Digits = 0, Page Break Lvl = )							



Balances through 06/30/2024						Fiscal Year 2023/24	
Funds- Func- Obj ct - Pr gm- Locat n- Jb Cl - Opt nl	Description	Adopted Budget	Revised Budget	Encumbered	Expenditure	Account Balance	
<b>Funds 27583 - BehavioralHealt, Func 1000 - Instruction (continued)</b>							
27583- 1000- 52210- 1010- 068004- 1411- 00000	FICA Payments		171.00		170.51	.49	
27583- 1000- 52210- 1010- 068004- 1711- 00000	FICA Payments		109.00		108.50	.50	
27583- 1000- 52220- 1010- 068004- 1411- 00000	MedicarePaymnts		42.00		39.87	2.13	
27583- 1000- 52220- 1010- 068004- 1711- 00000	MedicarePaymnts		29.00		25.38	3.62	
<b>Total for Func 1000 and Expense accounts</b>		<b>.00</b>	<b>5,760.00</b>	<b>.00</b>	<b>5,751.02</b>	<b>8.98</b>	
<b>Funds 27583 - BehavioralHealt, Func 2100 - SuppSvcsStudnts</b>							
27583- 2100- 51300- 0000- 068004- 1218- 00000	AddtnlCompenstr,Sch/Stude				2,000.00	2,000.00-	
27583- 2100- 52111- 0000- 068004- 1218- 00000	EducRetirement				362.99	362.99-	
27583- 2100- 52112- 0000- 068004- 1218- 00000	ERARetireeHlth				40.00	40.00-	
27583- 2100- 52210- 0000- 068004- 1218- 00000	FICA Payments				124.00	124.00-	
27583- 2100- 52220- 0000- 068004- 1218- 00000	MedicarePaymnts				29.01	29.01-	
27583- 2100- 56119- 0000- 068004- 0000- 00000	SupAsst<5k		19,240.00		10,279.85	8,960.15	
<b>Total for Func 2100 and Expense accounts</b>		<b>.00</b>	<b>19,240.00</b>	<b>.00</b>	<b>12,835.85</b>	<b>6,404.15</b>	
<b>Total for Funds 27583</b>		<b>.00</b>	<b>25,000.00</b>	<b>.00</b>	<b>18,586.87</b>	<b>6,413.13</b>	
<b>Funds 29102 - PrivDirGrntsCat, Func 1000 - Instruction</b>							
29102- 1000- 56118- 1010- 068004- 0000- 00000	GenSuppliesMats	957.00	957.00			957.00	
<b>Total for Funds 29102, Func 1000 and Expense accounts</b>		<b>957.00</b>	<b>957.00</b>	<b>.00</b>	<b>.00</b>	<b>957.00</b>	
<b>Funds 31200 - PubSchCapOutlay, Func 4000 - Capital Outay</b>							
31200- 4000- 54610- 0000- 068004- 0000- 00000	RentLandBldngs		48,000.00		48,000.00		
<b>Total for Funds 31200, Func 4000 and Expense accounts</b>		<b>.00</b>	<b>48,000.00</b>	<b>.00</b>	<b>48,000.00</b>	<b>.00</b>	
<b>Funds 31400 - SpcCapOutlaySt, Func 4000 - Capital Outay</b>							
31400- 4000- 56119- 0000- 068004- 0000- 00000	SupAsst<5k	1,663.00	1,663.00		1,323.00	340.00	
<b>Total for Funds 31400, Func 4000 and Expense accounts</b>		<b>1,663.00</b>	<b>1,663.00</b>	<b>.00</b>	<b>1,323.00</b>	<b>340.00</b>	
<b>Funds 31703 - CapImprvsSB9Loc, Func 4000 - Capital Outay</b>							
31703- 4000- 54315- 0000- 068004- 0000- 00000	MntRepBlgsGrdEq		20,616.00			20,616.00	
31703- 4000- 56119- 0000- 068004- 0000- 00000	SupAsst<5k	44,318.00	44,318.00		27,688.15	16,629.85	
<b>Total for Funds 31703, Func 4000 and Expense accounts</b>		<b>44,318.00</b>	<b>64,934.00</b>	<b>.00</b>	<b>27,688.15</b>	<b>37,245.85</b>	
<b>Total for Org 180 - Rio Gallinas School for Ecology and the Arts</b>		<b>2,086,415.00</b>	<b>2,440,556.00</b>	<b>28,535.02</b>	<b>1,865,296.05</b>	<b>546,724.93</b>	

Balances through 06/30/2024					Fiscal Year 2023/24	
Funds- Func- Obj ct - Pr gm- Locat n- JbCl - Opt nl	Description	Adopted Budget	Revised Budget	Revenue	Account Balance	
<b>Funds 11000 - Operational, Func 0000 - None</b>						
11000- 0000- 43101- 0000- 068004- 0000- 00000	StEqulzGuarantee	1,363,443.00	1,366,378.00	1,366,378.97	.97-	
11000- 0000- 46100- 0000- 068004- 0000- 00000	AccessBrdE-Rate			3,780.00	3,780.00-	
<b>Total for Funds 11000, Func 0000 and Revenue accounts</b>		<b>1,363,443.00</b>	<b>1,366,378.00</b>	<b>1,370,158.97</b>	<b>3,780.97-</b>	
<b>Funds 23000 - StudentActivity, Func 0000 - None</b>						
23000- 0000- 41701- 0000- 068004- 0000- 00000	Fees-Activities		1,840.00	1,840.00		
<b>Total for Funds 23000, Func 0000 and Revenue accounts</b>		<b>.00</b>	<b>1,840.00</b>	<b>1,840.00</b>	<b>.00</b>	
<b>Funds 24101 - Title I - IASA, Func 0000 - None</b>						
24101- 0000- 41924- 0000- 068004- 0000- 00000	FlowthrDistChtr	18,000.00	18,000.00	25,738.53	7,738.53-	
<b>Total for Funds 24101, Func 0000 and Revenue accounts</b>		<b>18,000.00</b>	<b>18,000.00</b>	<b>25,738.53</b>	<b>7,738.53-</b>	
<b>Funds 24106 - IDEABEntitlemnt, Func 0000 - None</b>						
24106- 0000- 41924- 0000- 068004- 0000- 00000	FlowthrDistChtr	29,787.00	29,787.00	35,216.89	5,429.89-	
<b>Total for Funds 24106, Func 0000 and Revenue accounts</b>		<b>29,787.00</b>	<b>29,787.00</b>	<b>35,216.89</b>	<b>5,429.89-</b>	
<b>Funds 24154 - TchPrinTrainRec, Func 0000 - None</b>						
24154- 0000- 41924- 0000- 068004- 0000- 00000	FlowthrDistChtr	5,000.00	5,000.00	5,415.88	415.88-	
<b>Total for Funds 24154, Func 0000 and Revenue accounts</b>		<b>5,000.00</b>	<b>5,000.00</b>	<b>5,415.88</b>	<b>415.88-</b>	
<b>Funds 24308 - CRRSA, ESSER II, Func 0000 - None</b>						
24308- 0000- 41924- 0000- 068004- 0000- 00000	FlowthrDistChtr			16,954.07	16,954.07-	
<b>Total for Funds 24308, Func 0000 and Revenue accounts</b>		<b>.00</b>	<b>.00</b>	<b>16,954.07</b>	<b>16,954.07-</b>	
<b>Funds 24330 - ESSER III, Func 0000 - None</b>						
24330- 0000- 41924- 0000- 068004- 0000- 00000	FlowthrDistChtr	201,284.00	201,284.00	224,836.34	23,552.34-	
<b>Total for Funds 24330, Func 0000 and Revenue accounts</b>		<b>201,284.00</b>	<b>201,284.00</b>	<b>224,836.34</b>	<b>23,552.34-</b>	
<b>Funds 25153 - TitleXIX-3/21Yr, Func 0000 - None</b>						
25153- 0000- 44301- 0000- 068004- 0000- 00000	OthResGtsFedDir	12,000.00	12,000.00	14,409.46	2,409.46-	
<b>Total for Funds 25153, Func 0000 and Revenue accounts</b>		<b>12,000.00</b>	<b>12,000.00</b>	<b>14,409.46</b>	<b>2,409.46-</b>	
<b>Funds 26107 - RECDistFisclAgt, Func 0000 - None</b>						
26107- 0000- 43214- 0000- 068004- 0000- 00000	InterGovCntREC		15,000.00	15,000.00		
26107- 0000- 43214- 0000- 068004- 0000- 00001	InterGovCntREC		7,500.00	6,500.00	1,000.00	
26107- 0000- 43214- 0000- 068004- 0000- 00002	InterGovCntREC			1,000.00	1,000.00-	
<b>Total for Funds 26107, Func 0000 and Revenue accounts</b>		<b>.00</b>	<b>22,500.00</b>	<b>22,500.00</b>	<b>.00</b>	
<b>Funds 27107 - 2012GOBondsSB66, Func 0000 - None</b>						
27107- 0000- 43202- 0000- 068004- 0000- 00000	StFlowThruGrant		3,121.00	3,121.00		

Selection Grouped by Account Type, Filtered by User Permissions, (Org = 180, Online/Offline = N, Period = 12, UnPosted JEs? = N, Assets and Liabilities? = N, Restricted Accts? = Y, Objct = 4, Obj Digits = 0, Page Break Lvl = )

Balances through 06/30/2024					Fiscal Year 2023/24	
Funds- Func- Obj ct - Pr gm- Locat n- JbCl - Opt nl	Description	Adopted Budget	Revised Budget	Revenue	Account Balance	
<b>Total for Funds 27107, Func 0000 and Revenue accounts</b>		<b>.00</b>	<b>3,121.00</b>	<b>3,121.00</b>	<b>.00</b>	
<b>Funds 27109 - Inst. Materials, Func 0000 - None</b>						
27109- 0000- 43202- 0000- 068004- 0000- 00000	StFlowThruGrant			1,729.04	1,729.04-	
27109- 0000- 43211- 0000- 068004- 0000- 00000	InstMatCash50%	1,729.00	1,729.00		1,729.00	
<b>Total for Funds 27109, Func 0000 and Revenue accounts</b>		<b>1,729.00</b>	<b>1,729.00</b>	<b>1,729.04</b>	<b>.04-</b>	
<b>Funds 27114 - NMReadstoLeadK3, Func 0000 - None</b>						
27114- 0000- 43202- 0000- 068004- 0000- 00000	StFlowThruGrant		25,000.00	26,918.02	1,918.02-	
<b>Total for Funds 27114, Func 0000 and Revenue accounts</b>		<b>.00</b>	<b>25,000.00</b>	<b>26,918.02</b>	<b>1,918.02-</b>	
<b>Funds 27126 - Community Sch, Func 0000 - None</b>						
27126- 0000- 43202- 0000- 068004- 0000- 00000	StFlowThruGrant			35,116.90	35,116.90-	
<b>Total for Funds 27126, Func 0000 and Revenue accounts</b>		<b>.00</b>	<b>.00</b>	<b>35,116.90</b>	<b>35,116.90-</b>	
<b>Funds 27127 - SchoolCollabtve, Func 0000 - None</b>						
27127- 0000- 41924- 0000- 068004- 0000- 00000	FlowthrDistChtr		150,000.00	90,139.61	59,860.39	
<b>Total for Funds 27127, Func 0000 and Revenue accounts</b>		<b>.00</b>	<b>150,000.00</b>	<b>90,139.61</b>	<b>59,860.39</b>	
<b>Funds 27202 - OpenSciExplni, Func 0000 - None</b>						
27202- 0000- 43202- 0000- 068004- 0000- 00000	StFlowThruGrant	5,100.00	5,100.00	5,100.00		
<b>Total for Funds 27202, Func 0000 and Revenue accounts</b>		<b>5,100.00</b>	<b>5,100.00</b>	<b>5,100.00</b>	<b>.00</b>	
<b>Funds 27407 - Family Inc Ind, Func 0000 - None</b>						
27407- 0000- 43202- 0000- 068004- 0000- 00000	StFlowThruGrant	44,790.00	44,790.00	66,167.83	21,377.83-	
<b>Total for Funds 27407, Func 0000 and Revenue accounts</b>		<b>44,790.00</b>	<b>44,790.00</b>	<b>66,167.83</b>	<b>21,377.83-</b>	
<b>Funds 27516 - NMOutdoorClass, Func 0000 - None</b>						
27516- 0000- 43202- 0000- 068004- 0000- 00000	StFlowThruGrant			8,857.83	8,857.83-	
<b>Total for Funds 27516, Func 0000 and Revenue accounts</b>		<b>.00</b>	<b>.00</b>	<b>8,857.83</b>	<b>8,857.83-</b>	
<b>Funds 27583 - BehavioralHealt, Func 0000 - None</b>						
27583- 0000- 43202- 0000- 068004- 0000- 00000	StFlowThruGrant		25,000.00		25,000.00	
<b>Total for Funds 27583, Func 0000 and Revenue accounts</b>		<b>.00</b>	<b>25,000.00</b>	<b>.00</b>	<b>25,000.00</b>	
<b>Funds 31200 - PubSchCapOutlay, Func 0000 - None</b>						
31200- 0000- 43209- 0000- 068004- 0000- 00000	PSCOC Awards		48,000.00	60,000.00	12,000.00-	
<b>Total for Funds 31200, Func 0000 and Revenue accounts</b>		<b>.00</b>	<b>48,000.00</b>	<b>60,000.00</b>	<b>12,000.00-</b>	
<b>Funds 31400 - SpcCapOutlaySt, Func 0000 - None</b>						
31400- 0000- 43202- 0000- 068004- 0000- 00000	StFlowThruGrant	1,663.00		1,323.00	1,323.00-	
31400- 0000- 43204- 0000- 068004- 0000- 00000	PriorYearBalnce		1,663.00	4,323.00	2,660.00-	

Selection Grouped by Account Type, Filtered by User Permissions, (Org = 180, Online/Offline = N, Period = 12, UnPosted JEs? = N, Assets and Liabilities? = N, Restricted Accts? = Y, Objct = 4, Obj Digits = 0, Page Break Lvl = )

Balances through 06/30/2024				Fiscal Year 2023/24	
Funds- Func- Obj ct - Pr gm- Locat n- JbCl - Opt nl	Description	Adopted Budget	Revised Budget	Revenue	Account Balance
<b>Total for Funds 31400, Func 0000 and Revenue accounts</b>		<b>1,663.00</b>	<b>1,663.00</b>	<b>5,646.00</b>	<b>3,983.00-</b>
<b>Funds 31703 - CapImprvsSB9Loc, Func 0000 - None</b>					
31703- 0000- 43202- 0000- 068004- 0000- 00000	StFlowThruGrant		40,220.00	40,220.42	.42-
<b>Total for Funds 31703, Func 0000 and Revenue accounts</b>		<b>.00</b>	<b>40,220.00</b>	<b>40,220.42</b>	<b>.42-</b>
<b>Total for Org 180 - Rio Gallinas School for Ecology and the Arts</b>		<b>1,682,796.00</b>	<b>2,001,412.00</b>	<b>2,060,086.79</b>	<b>58,674.79-</b>

Statement Date 06/30/2024

Cash Object 11011

Status Posted

Journal Entry #

Bank Statement Ending Balance	519,454.86	Service Charge	0.00
Less: Uncleared Payments	50,292.54	Interest Earned	0.00
Add: Uncleared Deposits	0.00		
Add: Uncleared Other	0.00	Cleared Payments	294,320.41
Adjusted Bank Balance	469,162.32	Cleared Deposits	386,509.15
System Cash Balance	469,162.32	Cleared Other	18,773.69-
Add: Unposted Charges and Interest	0.00		
Revised System Cash Balance	469,162.32	Submitted By	JYAMAT, 07/04/2024
Difference	0.00	Posted By	RRUNYAN, 07/05/2024

Uncleared Payments

Issued	Check #	Check Amount	Pay To Name	Vendor ID	Emp ID	Bank Acct
04/10/24	12693	400.00	Public Charter Schools of New Mexico	000106		180MAIN
05/10/24	12732	1,875.00	Restorative Justice Education	010129		180MAIN
06/10/24	12755	835.50	Sylvia Mary Lou Sanchez		000088	180MAIN
06/10/24	12756	835.50	Sylvia Mary Lou Sanchez		000088	180MAIN
06/10/24	12757	835.50	Sylvia Mary Lou Sanchez		000088	180MAIN
06/10/24	12759	1,326.39	Mark A. Leachman P.C.	901003		180MAIN
06/12/24	12781	1,145.50	Public Charter Schools of New Mexico	000106		180MAIN
06/13/24	12784	9,614.48	FTF Systems, LLC	010131		180MAIN
06/13/24	12785	3,878.62	Lakeshore Equipment Company	010015		180MAIN
06/19/24	12786	800.00	Restorative Justice Education	010129		180MAIN
06/25/24	12788	664.32	Bank of America Purchase Card	000133		180MAIN
06/25/24	12789	1,433.76	City of Las Vegas	000019		180MAIN
06/25/24	12790	10,279.85	Lakeshore Equipment Company	010015		180MAIN
06/25/24	12791	540.73	Las Vegas Optic	000012		180MAIN
06/25/24	12797	186.32	Aja Currey	000070		180MAIN
06/25/24	12798	86.30	City of Las Vegas	000019		180MAIN
06/25/24	12799	110.00	First United Presbyterian	000056		180MAIN
06/25/24	12800	179.72	James M. Esquibel	010106		180MAIN
06/25/24	12801	556.94	Plateau Telecommunications Inc	000220		180MAIN
06/25/24	12802	181.04	Raymond C. Sanchez	010132		180MAIN
06/25/24	12803	1,290.25	Rubin, Jeannie	000177		180MAIN
06/26/24	12804	723.90	Michelle Cambron		000028	180MAIN
06/26/24	12807	708.03	Alma Rudolph		000029	180MAIN
06/26/24	12808	236.01	Michael F. Tenorio		000099	180MAIN
06/26/24	12810	2,217.06	Patricia Rodriguez	000044		180MAIN
06/26/24	12811	573.17	Plateau Telecommunications Inc	000220		180MAIN

Selection Grouped by Org, Cash Object, Statement Date - Sorted by Item date, Item #, (Org = 180, Cash Object IN ('11011'), Bank Statement Date = 6/30/2024, Uncleared Only? = No)



Statement Date 06/30/2024

Cash Object 11011

Status Posted

Journal Entry #

Uncleared Payments (continued)

Issued	Check #	Check Amount	Pay To Name	Vendor ID	Emp ID	Bank Acct
06/27/24	12820	213.50	Pre-Paid Legal Services, Inc	010124		180MAIN
06/30/24	12796	8,565.15	ACES	000083		180MAIN
		<b>50,292.54</b>				

Cleared Payments

Issued	Check #	Check Amount	Cleared Amount	Difference	Cleared	Pay To Name	Vendor ID	Emp ID	Bank Acct
02/23/24	12629	216.94	216.94		06/30/24	New Mexico Child Support Enforcement Divi:	010086		180MAIN
05/10/24	12728	2,135.88	2,135.88		06/30/24	Anastasia Murphy	010008		180MAIN
05/29/24	12739	1,915.71	1,915.71		06/30/24	City of Las Vegas	000019		180MAIN
05/29/24	12740	1,375.00	1,375.00		06/30/24	Cynthia Calloway	010119		180MAIN
05/29/24	12741	1,129.83	1,129.83		06/30/24	Plateau Telecommunications Inc	000220		180MAIN
05/29/24	12744	2,567.28	2,567.28		06/30/24	Staples	000082		180MAIN
05/31/24	12745	8,565.15	8,565.15		06/30/24	ACES	000083		180MAIN
05/31/24	12746	675.91	675.91		06/30/24	Anastasia Murphy	010008		180MAIN
05/31/24	12747	86.77	86.77		06/30/24	City of Las Vegas	000019		180MAIN
05/31/24	12748	110.00	110.00		06/30/24	First United Presbyterian	000056		180MAIN
05/31/24	12749	2,583.00	2,583.00		06/30/24	Northeast Regional Educ Coop	000218		180MAIN
05/31/24	12750	586.05	586.05		06/30/24	PNM	000049		180MAIN
05/31/24	12751	2,498.28	2,498.28		06/30/24	No Tears Learning Inc	010042		180MAIN
06/07/24	12814	3,246.72	3,246.72		06/30/24	NM RHC	900006		180MAIN
06/07/24	12819	8,747.76	8,747.76		06/30/24	NMPSIA	900001		180MAIN
06/10/24	12752	778.73	778.73		06/30/24	Joelle Lujan		000074	180MAIN
06/10/24	12753	863.38	863.38		06/30/24	Sylvia Mary Lou Sanchez		000088	180MAIN
06/10/24	12754	835.50	835.50		06/30/24	Sylvia Mary Lou Sanchez		000088	180MAIN
06/10/24	12758	32,616.28	32,616.28		06/30/24	EFTPS	900004		180MAIN
06/10/24	12760	867.76	867.76		06/30/24	New Mexico Child Support Enforcement Divi:	010086		180MAIN
06/10/24	Batch 06/10/2024	102,680.44	102,680.44		06/30/24				180MAIN
06/12/24	12777	2,212.62	2,212.62		06/30/24	Bank of America Purchase Card	000133		180MAIN
06/12/24	12778	1.57	1.57		06/30/24	Cooperative Educational Srvcs	000086		180MAIN
06/12/24	12779	446.45	446.45		06/30/24	Janel Williams-Salazar	010097		180MAIN
06/12/24	12780	269.76	269.76		06/30/24	Nations Best Holdings LLC	010109		180MAIN
06/12/24	12782	722.12	722.12		06/30/24	Sharp Electronics Corporation	000202		180MAIN
06/12/24	12783	12,000.00	12,000.00		06/30/24	West Las Vegas Schools	000036		180MAIN
06/12/24	12794	884.32	884.32		06/30/24	First Financial Group of Amer.	901000		180MAIN
06/13/24	12815	3,377.58	3,377.58		06/30/24	NM Taxation/Revenue Department	900003		180MAIN
06/20/24	12818	213.51	213.51		06/30/24	Pre-Paid Legal Services, Inc	010124		180MAIN

Selection Grouped by Org, Cash Object, Statement Date - Sorted by Item date, Item #, (Org = 180, Cash Object IN ('11011'), Bank Statement Date = 6/30/2024, Uncleared Only? = No)



Statement Date 06/30/2024

Cash Object 11011

Status Posted

Journal Entry #

**Cleared Payments (continued)**

Issued	Check #	Check Amount	Cleared Amount	Difference	Cleared	Pay To Name	Vendor ID	Emp ID	Bank Acct
06/25/24	12787	1,367.86	1,367.86		06/30/24	EFTPS	900004		180MAIN
06/25/24	Batch 06/25/2024	3,104.46	3,104.46		06/30/24				180MAIN
06/26/24	12795	2,008.08	2,008.08		06/30/24	First Financial Group of Amer.	901000		180MAIN
06/26/24	12805	358.39	358.39		06/30/24	Katherine Lucero		000055	180MAIN
06/26/24	12806	749.46	749.46		06/30/24	Joelle Lujan		000074	180MAIN
06/26/24	12809	1,077.24	1,077.24		06/30/24	EFTPS	900004		180MAIN
06/26/24	12812	48,975.86	48,975.86		06/30/24	NM Educational RetirementBoard	900005		180MAIN
06/26/24	12813	31,868.20	31,868.20		06/30/24	NM Educational RetirementBoard	900005		180MAIN
06/27/24	12817	5,117.84	5,117.84		06/30/24	NM RHC	900006		180MAIN
06/28/24	12816	4,482.72	4,482.72		06/30/24	NM Taxation/Revenue Department	900003		180MAIN
		<b>294,320.41</b>	<b>294,320.41</b>						

**Cleared Deposits**

Deposited	Deposit #	Deposit Amount	Cleared Amount	Difference	Cleared	Bank Acct
06/14/24	Batch 06/14/2024	3,121.00	3,121.00		06/30/24	180MAIN
06/18/24	Batch 06/18/2024	162,478.52	162,478.52		06/30/24	180MAIN
06/20/24	Batch 06/20/2024	113,807.09	113,807.09		06/30/24	180MAIN
06/24/24	Batch 06/24/2024	12,000.00	12,000.00		06/30/24	180MAIN
06/27/24	Batch 06/27/2024	82,723.48	82,723.48		06/30/24	180MAIN
06/28/24	Batch 06/28/2024	12,379.06	12,379.06		06/30/24	180MAIN
		<b>386,509.15</b>	<b>386,509.15</b>			





**Cleared Other**

Effective	JE #	Amount	Cleared Amount	Difference	Cleared	JE Comment	Bank Acct
06/20/24	CA24-00008	0.01	0.01		06/30/24		
06/28/24	CA24-00007	18,773.70-	18,773.70-		06/30/24		
		<b>18,773.69-</b>	<b>18,773.69-</b>				

RETURN SERVICE REQUESTED

RIO GALLINAS SCHOOL FOR ECOLOGY AND THE  
2730 ROMERO ST  
LAS VEGAS NM 87701

### Managing Your Accounts

	Branch Name	Southwest Capital Bank
	Customer Service	(505) 247-7922
	Mailing Address	P.O. Box 25127 Albuquerque, NM 87101
	Online Access	<a href="http://www.southwestcapital.com">www.southwestcapital.com</a>

Thank you for choosing Southwest Capital Bank as your Relationship Bank!

### Summary of Accounts

Managing your Southwest Capital Bank accounts has never been easier. You can open a new account, make changes to your existing accounts, and monitor your account activity using our Online Banking or Mobile Banking Apps. Download our app today or visit us online at [www.southwestcapital.com](http://www.southwestcapital.com) to learn more.

Account Type	Account Number	Ending Balance
Regular Public Checking	XXXXXXXX94299	\$519,454.86

### Regular Public Checking - XXXXXXXX94299

#### Account Summary

Date	Description	Amount
06/01/2024	<b>Beginning Balance</b>	<b>\$427,266.11</b>
	6 Credit(s) This Period	\$386,509.15
	41 Debit(s) This Period	\$294,320.40
06/30/2024	<b>Ending Balance</b>	<b>\$519,454.86</b>

FREE YOURSELF FROM ATM SURCHARGE FEES!

Our customers can enjoy the convenience of using over 55,000 surcharge free ATM's worldwide at retailers like Target, Walgreens, and 7-11.

Find more available ATM's by visiting us online at [www.southwestcapital.com](http://www.southwestcapital.com).

#### Deposits

Date	Description	Amount
06/18/2024	Deposit	\$162,478.52
06/27/2024	Deposit	\$82,723.48

#### Electronic Credits

Date	Description	Amount
06/14/2024	ACH Deposit State of New Mex VNDR PYMT	\$3,121.00
06/20/2024	Wire Deposit WEST LAS VEGAS SCHOOLS Wires	\$113,807.09
06/24/2024	ACH Deposit State of New Mex VNDR PYMT	\$12,000.00



Scan the code to the left or visit us at  
[www.southwestcapital.com](http://www.southwestcapital.com)

Southwest Capital Bank  
P.O. Box 25127  
Albuquerque, NM 87101  
(505) 247-7922







**Regular Public Checking - XXXXXXXX94299 (continued)**

**Electronic Credits (continued)**

Date	Description	Amount
06/28/2024	ACH Deposit State of New Mex VNDR PYMT	\$12,379.06

**Electronic Debits**

Date	Description	Amount
06/07/2024	ACH Payment RIO GALLINAS SCH RHC	\$45.21
06/07/2024	ACH Payment RIO GALLINAS SCH RHC	\$3,201.51
06/07/2024	ACH Payment RIO GALLINAS SCH NMPSIA Mon	\$8,747.76
06/10/2024	ACH Payment IRS USATAXPYMT	\$32,616.28
06/10/2024	ACH Payment Rio Gallinas Sch PAYROLL ACH File	\$102,680.44
06/12/2024	ACH Payment RIO GALLINAS SCH FFA	\$884.32
06/14/2024	ACH Payment TAX_REV_WWT_ECKS TRD PMNT	\$3,377.58
06/14/2024	ACH Payment NMERB WEB PAY	\$31,868.20
06/20/2024	ACH Payment LEGALSHIELD GRP PAYMT	\$213.50
06/25/2024	ACH Payment IRS USATAXPYMT	\$1,367.86
06/25/2024	ACH Payment Rio Gallinas Sch PAYROLL ACH File	\$3,104.46
06/27/2024	ACH Payment IRS USATAXPYMT	\$1,077.24
06/27/2024	ACH Payment RIO GALLINAS SCH FFA	\$2,008.08
06/27/2024	ACH Payment RIO GALLINAS SCH RHC	\$5,117.84
06/27/2024	ACH Payment NMERB WEB PAY	\$48,975.86
06/28/2024	ACH Payment TAX_REV_WWT_ECKS TRD PMNT	\$4,482.72

**Checks Cleared**

Check Nbr	Date	Amount	Check Nbr	Date	Amount	Check Nbr	Date	Amount
12629	06/25/2024	\$216.94	12748	06/21/2024	\$110.00	12778	06/24/2024	\$1.57
12728*	06/04/2024	\$2,135.88	12749	06/10/2024	\$2,583.00	12779	06/25/2024	\$446.45
12739*	06/10/2024	\$1,915.71	12750	06/11/2024	\$586.05	12780	06/24/2024	\$269.76
12740	06/03/2024	\$1,375.00	12751	06/12/2024	\$2,498.28	12782*	06/24/2024	\$722.12
12741	06/04/2024	\$1,129.83	12752	06/11/2024	\$778.73	12783	06/26/2024	\$12,000.00
12744*	06/04/2024	\$2,567.28	12753	06/12/2024	\$863.38	12805*	06/27/2024	\$358.39
12745	06/11/2024	\$8,565.15	12754	06/26/2024	\$835.50	12806	06/27/2024	\$749.46
12746	06/18/2024	\$675.91	12760*	06/25/2024	\$867.76			
12747	06/14/2024	\$86.77	12777*	06/26/2024	\$2,212.62			

\* Indicates skipped check number

**Regular Public Checking - XXXXXXXX94299 (continued)**

---

**Daily Balances**

<b>Date</b>	<b>Amount</b>	<b>Date</b>	<b>Amount</b>	<b>Date</b>	<b>Amount</b>
06/01/2024	\$427,266.11	06/12/2024	\$254,092.30	06/25/2024	\$502,170.03
06/03/2024	\$425,891.11	06/14/2024	\$221,880.75	06/26/2024	\$487,121.91
06/04/2024	\$420,058.12	06/18/2024	\$383,683.36	06/27/2024	\$511,558.52
06/07/2024	\$408,063.64	06/20/2024	\$497,276.95	06/28/2024	\$519,454.86
06/10/2024	\$268,268.21	06/21/2024	\$497,166.95		
06/11/2024	\$258,338.28	06/24/2024	\$508,173.50		

THIS PAGE LEFT INTENTIONALLY BLANK