

Rio Gallinas School for Ecology and the Arts
Financial Update
February 19, 2023

A. BARs

	BAR #	Fund Description	Reason/Type	Amount
1	068-004-2324-0014-I	31200 - Public School Capital Outlay	Increase	\$ 48,000
2	068-004-2324-0016-I	31703 - SB-9 State Match Cash	Increase	\$ 20,615

B. Payroll & Accounts Payable Payment Vouchers

1 January 31, 2024

C. Financial Statement Reports - as of January 31, 2024

1 Financial Analysis

2 Bank Reconciliation

D. Other

Must submit backup for all BARs, except transfers of funds for SEG or direct grants

STATE OF NEW MEXICO
PUBLIC EDUCATION DEPARTMENT
 300 Don Gaspar Santa Fe, NM 87501-2786
Budget Adjustment Request

Page 2 of 31
 Doc. ID: 068-004-2324-0014-I
 Fund Type: General Fund / Capital Outlay / Debt Service
 Adjustment Type: Increase

Fiscal Year: 2023-2024

Entity Name: Rio Gallinas Sch For Ecology & The Arts

Adjustment Changes Intent/Scope of Program Yes or No?: No

Contact: Anna Cress, Business Manager

Total Approved Budget (Flowthrough):

Phone: 505-999-8313

Email: anna@k12accounting.com

FLOWTHROUGH ONLY	Budget Period: 2023-07-01	To: 2024-06-30
A. Approved Carryover:		
B. Total Current Year Allocation:		
D. Total Funding Available:		

Revenue 31200.0000.43209 \$48,000

Fund	Function	Object	Program	Location	Job Class	Present Budget	Adj Amt Exp	Adj Budget	ADD'L FTE
31200 Public School Capital Outlay	4000 Capital Outlay	54610 Rental - Land and Buildings	0000 No Program	068004 Rio Gallinas Sch For Ecology & The Arts	0000 No Job Class		\$48,000	\$48,000	
Sub Total							\$48,000		
Indirect Cost									
DOC. TOTAL							\$48,000		

Justification:

Initial Budget FY24

Compliance with Sections 10-15-1 and 22-8-12, NMSA, 1978 Compilation:

A. The requested budget/changes were authorized at a scheduled Board of Education or Governance Council meeting open to the public on:

B. Justification for the transfer: Explanation such as "underbudgeted", "insufficient budget", or "needed to close out Project" ARE NOT ACCEPTABLE. Attach additional sheets if necessary.

ALL TRANSFER BARS MUST NET OUT TO ZERO ON THE DOC. TOTAL LINE.

Must submit backup for all BARs,
except transfers of funds for SEG or
direct grants

STATE OF NEW MEXICO
PUBLIC EDUCATION DEPARTMENT
300 Don Gaspar Santa Fe, NM 87501-2786
Budget Adjustment Request

Page 3 of 31
Doc. ID: 068-004-2324-0016-I
Fund Type: Flowthrough
Adjustment Type: Increase

Fiscal Year: 2023-2024

Entity Name: Rio Gallinas Sch For Ecology & The Arts

Adjustment Changes Intent/Scope of Program Yes or No?: No

Contact: Anna Cress, Business Manager

Total Approved Budget (Flowthrough):

Phone: 505-999-8313

Email: anna@k12accounting.com

FLOWTHROUGH ONLY	Budget Period: 07/01/2023	To: 06/30/2024
A. Approved Carryover:		
B. Total Current Year Allocation:		
D. Total Funding Available:		

Revenue 31703.0000.43202 \$20,615

Fund	Function	Object	Program	Location	Job Class	Present Budget	Adj Amt Exp	Adj Budget	ADD'L FTE
31703 SB-9 State Match Cash	4000 Capital Outlay	54315 Maintenance & Repair - Bldgs/Grnds/Equi pment (SB-9)	0000 No Program	068004 Rio Gallinas Sch For Ecology & The Arts	0000 No Job Class		\$20,615	\$20,615	
Sub Total							\$20,615		
Indirect Cost									
DOC. TOTAL							\$20,615		

Justification:

Final Award FY23-24

Compliance with Sections 10-15-1 and 22-8-12, NMSA, 1978 Compilation:

A. The requested budget/changes were authorized at a scheduled Board of Education or Governance Council meeting open to the public on:

B. Justification for the transfer: Explanation such as "underbudgeted", "insufficient budget", or "needed to close out Project" ARE NOT ACCEPTABLE. Attach additional sheets if necessary.

ALL TRANSFER BARS MUST NET OUT TO ZERO ON THE DOC. TOTAL LINE.

Checks Dated 01/01/2024 through 01/31/2024

Check Number	Check Date	Pay to the Order of	Check Amount
12573	01/04/2024	ACES	8,565.15
12574	01/04/2024	City of Las Vegas	86.30
12575	01/04/2024	DeAun Willoughby CPA, PC	3,367.65
12576	01/04/2024	First United Presbyterian	110.00
12577	01/04/2024	Nations Best Holdings LLC	256.84
12578	01/04/2024	STATE OF NEW MEXICO	81.00
12580	01/03/2024	NM RHC	2,594.43
12581	01/05/2024	NM Educational RetirementBoard	24,761.15
12582	01/10/2024	NM Taxation/Revenue Department	2,321.36
12583	01/18/2024	City of Las Vegas	1,746.44
12584	01/18/2024	Cynthia Calloway	550.00
12585	01/18/2024	Plateau Telecommunications Inc	1,131.19
12586	01/18/2024	PNM	985.31
12587	01/18/2024	Sharp Electronics Corporation	930.61
12588	01/18/2024	Staples Contract & Comm. Inc.	64.23
12593	01/26/2024	Bank of America Purchase Card	1,317.24
12594	01/26/2024	Cooperative Educational Srvcs	15.65
12595	01/26/2024	MgR & Associates	150.00
12615	01/04/2024	NMPSIA	8,747.76
12616	01/16/2024	Pre-Paid Legal Services, Inc	270.35
12617	01/16/2024	New Mexico Taxation and Revenue Department	90.30
12618	01/16/2024	NM Dept of Workforce Solutions	561.13
12619	01/31/2024	NM Educational RetirementBoard	23,354.55
		Total Number of Checks	23
			82,058.64

Fund Recap

Fund	Description	Check Count	Expensed Amount
11000	Operational Fund	20	73,711.43
23000	Student Activity	1	81.00
24101	Title I - IASA	7	656.08
24106	IDEA-B Entitlement	7	843.61
24154	Teach./Princp. Train & Recruit	1	18.60
24330	ESSER III	7	5,579.50
25153	Title XIX MEDICAID 3/21 Years	1	15.65
26107	REC/District Fiscal Agent	1	64.23
31703	SB9 State Match Cash	1	1,088.54
Total Number of Checks		23	82,058.64
Less Unpaid Tax Liability			.00
Net (Check Amount)			82,058.64

The preceding Checks have been issued in accordance with the District's Policy and authorization of the Board of Trustees. It is recommended that the preceding Checks be approved.



Bank Account 180MAIN - Main Checking Account

Payment Id	Comment								
Check # 12573	11000	01/04/2024	Check Amt	8,565.15	Status	Printed	ACES (000083/1)		
12385		Business Office Services					11000- 2500- 53414- 0000- 068004- 0000- 00000		8,565.15
Check # 12574	11000	01/04/2024	Check Amt	86.30	Status	Printed	City of Las Vegas (000019/1)		
20231214	SOCORRO	Natural Gas, Water and Sewer					11000- 2600- 54415- 0000- 068004- 0000- 00000		86.30
Check # 12575	11000	01/04/2024	Check Amt	3,367.65	Status	Printed	DeAun Willoughby CPA, PC (010082/1)		
83865		Audit Services					11000- 2300- 53411- 0000- 068004- 0000- 00000		3,367.65
Check # 12576	11000	01/04/2024	Check Amt	110.00	Status	Printed	First United Presbyterian (000056/2)		
DECEMBER PAYMENT		First United Presbyterian					11000- 2600- 54610- 0000- 068004- 0000- 00000		110.00
Check # 12577	11000	01/04/2024	Check Amt	256.84	Status	Printed	Nations Best Holdings LLC (010109/1)		
31604		Maintenance and custodial supplies					11000- 2600- 56118- 0000- 068004- 0000- 00000		26.42
31901		Maintenance and custodial supplies					11000- 2600- 56118- 0000- 068004- 0000- 00000		50.74
31902		Maintenance and custodial supplies					11000- 2600- 56118- 0000- 068004- 0000- 00000		179.68
Check # 12578	23000	01/04/2024	Check Amt	81.00	Status	Printed	STATE OF NEW MEXICO (010104/1)		
24-028		K-1st Grade Field Work					23000- 1000- 56118- 1010- 068004- 0000- 00000		81.00
* Break in sequence									
Check # 12580	11000	01/03/2024	Check Amt	2,594.43	Status	Printed	NM RHC (900006/1)		
20231208-REG		NM RHC (900006/1) 12/08/2023 (REG)					11000- - 23123- - - -		1,122.28
							24101- - 23123- - - -		15.66
							24106- - 23123- - - -		19.63
							24330- - 23123- - - -		160.31
20231222-REG		NM RHC (900006/1) 12/22/2023 (REG)					11000- - 23123- - - -		1,145.27
							24101- - 23123- - - -		15.66
							24106- - 23123- - - -		19.63
							24330- - 23123- - - -		95.99
Check # 12581	11000	01/05/2024	Check Amt	24,761.15	Status	Printed	NM Educational RetirementBoard (900005/1)		
20231208-REG		NM Educational RetirementBoard (900005/1) 12/08/2023 (REG)					11000- - 23124- - - -		10,738.58
							24101- - 23124- - - -		150.56
							24106- - 23124- - - -		188.81
							24330- - 23124- - - -		1,511.64
20231222-REG		NM Educational RetirementBoard (900005/1) 12/22/2023 (REG)					11000- - 23124- - - -		10,939.14
							24101- - 23124- - - -		150.56
							24106- - 23124- - - -		188.81
							24330- - 23124- - - -		893.05
Check # 12582	11000	01/10/2024	Check Amt	2,321.36	Status	Printed	NM Taxation/Revenue Department (900003/1)		

Selection Sorted by Check Number, Inv #, Include Address=No, (Org = 180, Source = N, Pay To = N, Payment Method = N, Starting Check Date = 1/1/2024, Ending Check Date = 1/31/2024, Summary? = N, Sort/Group 1 = , Sort/Group 2 =)



Bank Account 180MAIN - Main Checking Account

Payment Id	Comment								
Check # 12582	11000	01/10/2024	Check Amt	2,321.36	Status	Printed	NM Taxation/Revenue Department (900003/1) - continued		
20231208-REG			NM Taxation/Revenue Department (900003/1) 12/08/2023 (REG)				11000-	- 23142-	- - - 1,017.85
							24101-	- 23142-	- - - 3.98
							24106-	- 23142-	- - - 18.69
							24154-	- 23142-	- - - 9.30
							24330-	- 23142-	- - - 141.86
20231222-REG			NM Taxation/Revenue Department (900003/1) 12/22/2023 (REG)				11000-	- 23142-	- - - 1,038.34
							24101-	- 23142-	- - - 3.98
							24106-	- 23142-	- - - 18.69
							24154-	- 23142-	- - - 9.30
							24330-	- 23142-	- - - 59.37
Check # 12583	11000	01/18/2024	Check Amt	1,746.44	Status	Printed	City of Las Vegas (000019/1)		
20240104 HS ADD			Natural Gas, Water and Sewer				11000- 2600- 54412- 0000- 068004- 0000- 00000		250.33
20240104 HS KIT			Natural Gas, Water and Sewer				11000- 2600- 54412- 0000- 068004- 0000- 00000		189.62
20240104 HS MAIN			Natural Gas, Water and Sewer				11000- 2600- 54412- 0000- 068004- 0000- 00000		242.84
							11000- 2600- 54415- 0000- 068004- 0000- 00000		648.67
20240104 HS PORT			Natural Gas, Water and Sewer				11000- 2600- 54412- 0000- 068004- 0000- 00000		10.81
							11000- 2600- 54415- 0000- 068004- 0000- 00000		228.69
20240104 ROMERO			Natural Gas, Water and Sewer				11000- 2600- 54412- 0000- 068004- 0000- 00000		175.48
Check # 12584	11000	01/18/2024	Check Amt	550.00	Status	Printed	Cynthia Calloway (010119/1)		
RG24011			Performing Arts Instructin-Contractor				11000- 1000- 55915- 1020- 068004- 0000- 00000		550.00
Check # 12585	11000	01/18/2024	Check Amt	1,131.19	Status	Printed	Plateau Telecommunications Inc (000220/1)		
20240115			Phone and Internet Services				11000- 2600- 54416- 0000- 068004- 0000- 00000		558.02
20240115 A			Internet and Security camera maintenance				11000- 2500- 53414- 0000- 068004- 0000- 00000		573.17
Check # 12586	11000	01/18/2024	Check Amt	985.31	Status	Printed	PNM (000049/1)		
20231219 0404504-9			Electricity				11000- 2600- 54411- 0000- 068004- 0000- 00000		640.31
20231219 1250279-8			Electricity				11000- 2600- 54411- 0000- 068004- 0000- 00000		345.00
Check # 12587	11000	01/18/2024	Check Amt	930.61	Status	Printed	Sharp Electronics Corporation (000202/1)		
SH611704			Copier Lease & Usage Charges				11000- 1000- 54630- 1010- 068004- 0000- 00000		198.32
							11000- 1000- 56118- 1010- 068004- 0000- 00000		144.22
SH611705			Copier Lease & Usage Charges				11000- 1000- 54630- 1010- 068004- 0000- 00000		207.26
							11000- 1000- 56118- 1010- 068004- 0000- 00000		380.81
Check # 12588	26107	01/18/2024	Check Amt	64.23	Status	Printed	Staples Contract & Comm. Inc. (000082/1)		
3557121472			SWRC High Dosage Tutoring Supplies				26107- 2100- 56119- 0000- 068004- 0000- 00000		64.23

Bank Account 180MAIN - Main Checking Account

Payment Id	Comment								
* Break in sequence									
Check # 12593	31703	01/26/2024	Check Amt	1,317.24	Status	Printed	Bank of America Purchase Card (000133/1)		
113-7453014-6480247	Student Laptop Chargers				31703- 4000- 56119- 0000- 068004- 0000- 00000				451.55
113-8661706-5298628	Amazon - Security Cameras for Classrooms				31703- 4000- 56119- 0000- 068004- 0000- 00000				636.99
113-9841562-5175435	2nd Grade ELA and Science Supplies				11000- 1000- 56118- 1010- 068004- 0000- 00000				21.70
20231206	Fuel for Activity Bus				11000- 2700- 56211- 0000- 068004- 0000- 00000				148.00
20231213	IdentiGo fingerprinting/background - R.Larranaga				11000- 2500- 53711- 0000- 068004- 0000- 00000				59.00
Check # 12594	25153	01/26/2024	Check Amt	15.65	Status	Printed	Cooperative Educational Srvcs (000086/1)		
16-006685	Medicaid Direct Claiming and Software Services				25153- 2500- 55914- 0000- 068004- 0000- 00000				15.65
Check # 12595	11000	01/26/2024	Check Amt	150.00	Status	Printed	MgR & Associates (010080/1)		
78670825	Fall Into Place registration -A.Curry & A.Sanchez				11000- 2400- 53330- 0000- 068004- 0000- 00000				150.00
* Break in sequence									
Check # 12615	11000	01/04/2024	Check Amt	8,747.76	Status	Printed	NMPSIA (900001/1)		
20231208-REG	NMPSIA (900001/1) 12/08/2023 (REG)				11000- - 23125- - - -				3,944.87
					24101- - 23125- - - -				.72
					24106- - 23125- - - -				.34
					24330- - 23125- - - -				28.71
20231222-REG	NMPSIA (900001/1) 12/22/2023 (REG)				11000- - 23125- - - -				4,152.10
					24101- - 23125- - - -				.72
					24106- - 23125- - - -				.34
					24330- - 23125- - - -				889.80
DP24-00014	NMPSIA 2023 12 Adj				11000- - 23125- - - -				269.84-
Check # 12616	11000	01/16/2024	Check Amt	270.35	Status	Printed	Pre-Paid Legal Services, Inc (010124/1)		
20231208-REG	Pre-Paid Legal Services, Inc (010124/1) 12/08/2023 (REG)				11000- - 23147- - - -				96.27
					24101- - 23147- - - -				5.49
					24106- - 23147- - - -				5.01
					24330- - 23147- - - -				28.43
20231222-REG	Pre-Paid Legal Services, Inc (010124/1) 12/22/2023 (REG)				11000- - 23147- - - -				96.24
					24101- - 23147- - - -				5.48
					24106- - 23147- - - -				5.01
					24330- - 23147- - - -				28.42
Check # 12617	11000	01/16/2024	Check Amt	90.30	Status	Printed	New Mexico Taxation and Revenue Department (900013/1)		
20231222-REG	New Mexico Taxation and Re (900013/1) 12/22/2023 (REG)				11000- - 23145- - - -				75.08
					24101- - 23145- - - -				2.15
					24106- - 23145- - - -				1.03
					24330- - 23145- - - -				12.04

Bank Account 180MAIN - Main Checking Account

Payment Id	Comment								
Check # 12618	11000	01/16/2024	Check Amt	561.13	Status	Printed	NM Dept of Workforce Solutions (900002/1)		
DP24-00012	2024 Q1 Prepayment						11000- 1000- 52500- 1010- 068004- 1411- 00000		561.13
Check # 12619	11000	01/31/2024	Check Amt	23,354.55	Status	Printed	NM Educational RetirementBoard (900005/1)		
20240110-REG	NM Educational RetirementBoard (900005/1) 01/10/2024 (REG)						11000- - 23124- - - - -		10,333.96
							24101- - 23124- - - - -		150.56
							24106- - 23124- - - - -		188.81
							24330- - 23124- - - - -		893.06
20240125-REG	NM Educational RetirementBoard (900005/1) 01/25/2024 (REG)						11000- - 23124- - - - -		10,611.97
							24101- - 23124- - - - -		150.56
							24106- - 23124- - - - -		188.81
							24330- - 23124- - - - -		836.82
Number of Items	23			82,058.64					

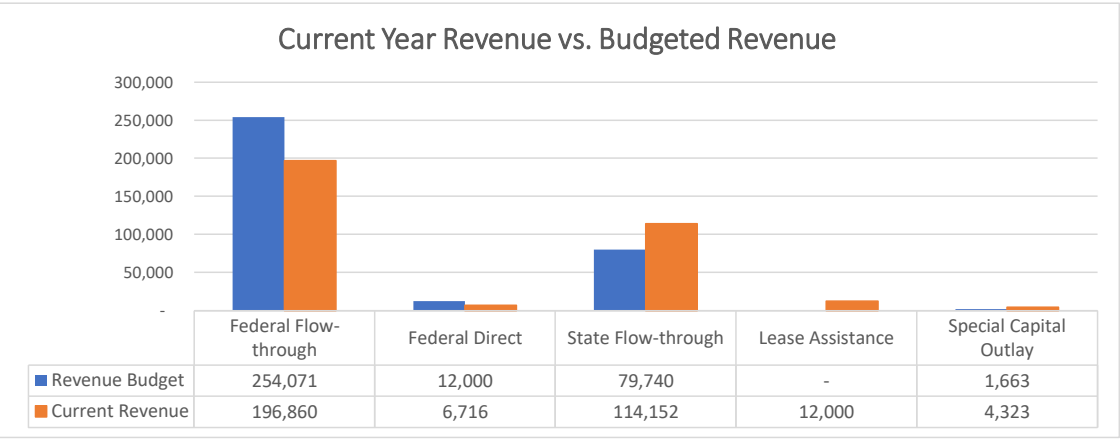
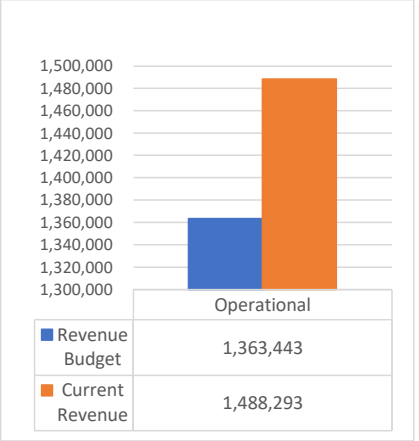
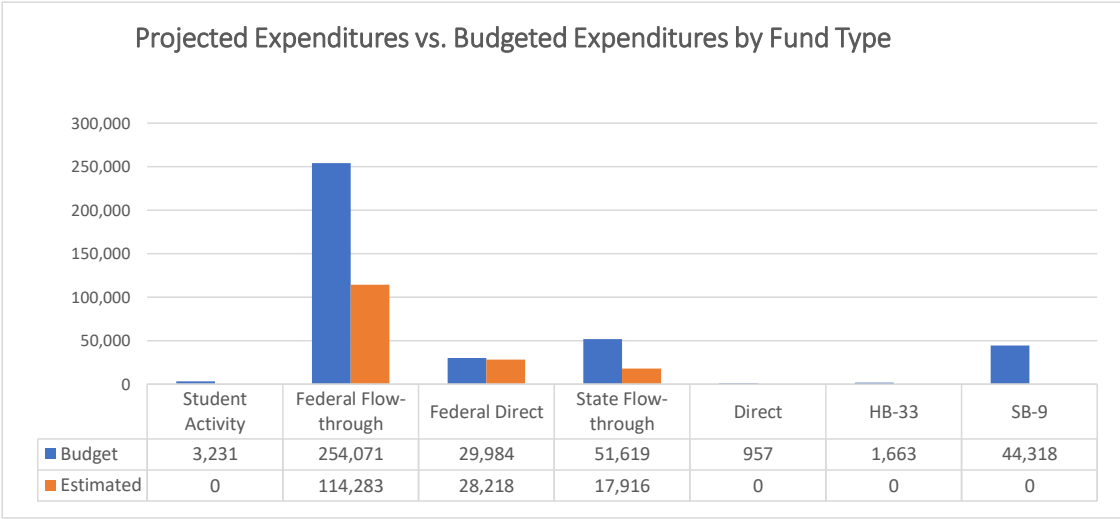
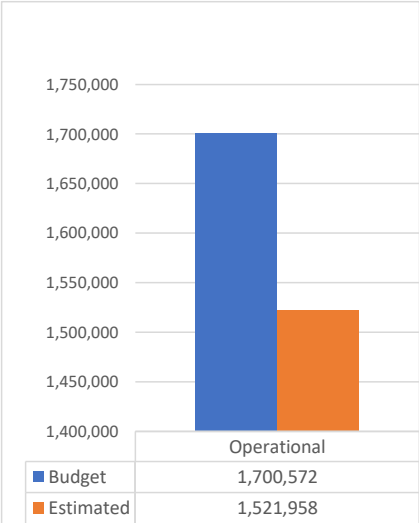
Payment Id	Comment
------------	---------

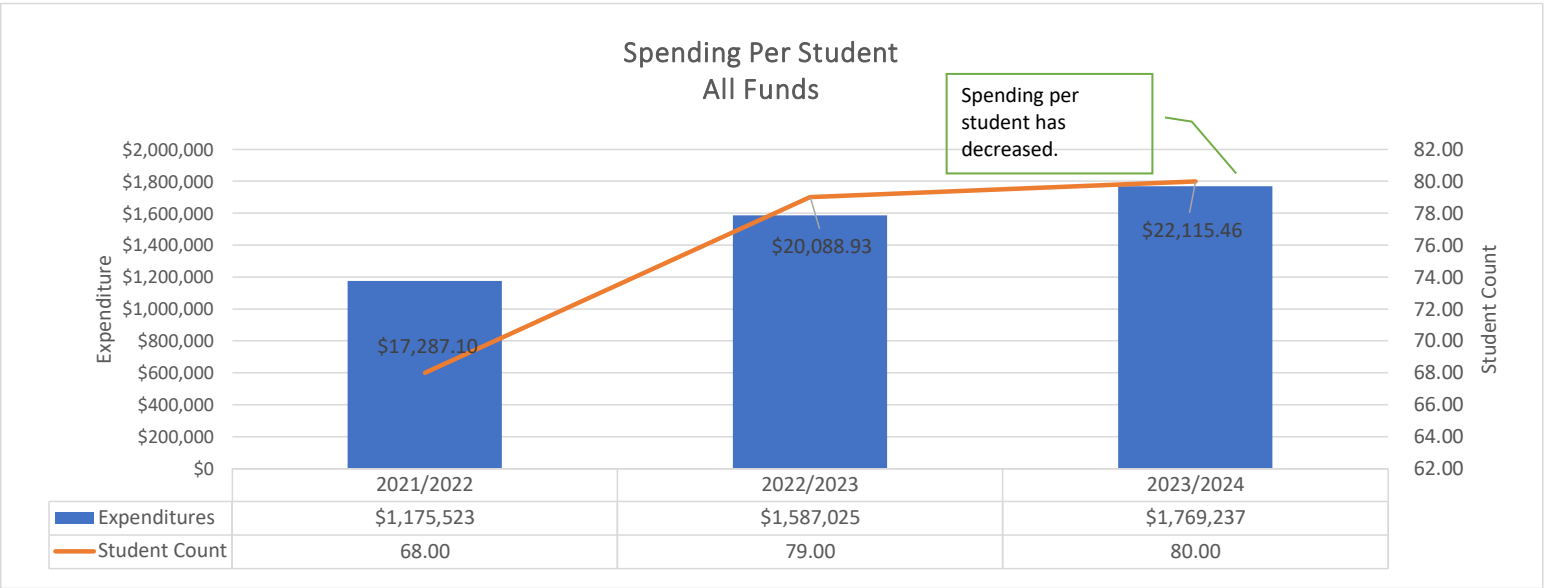
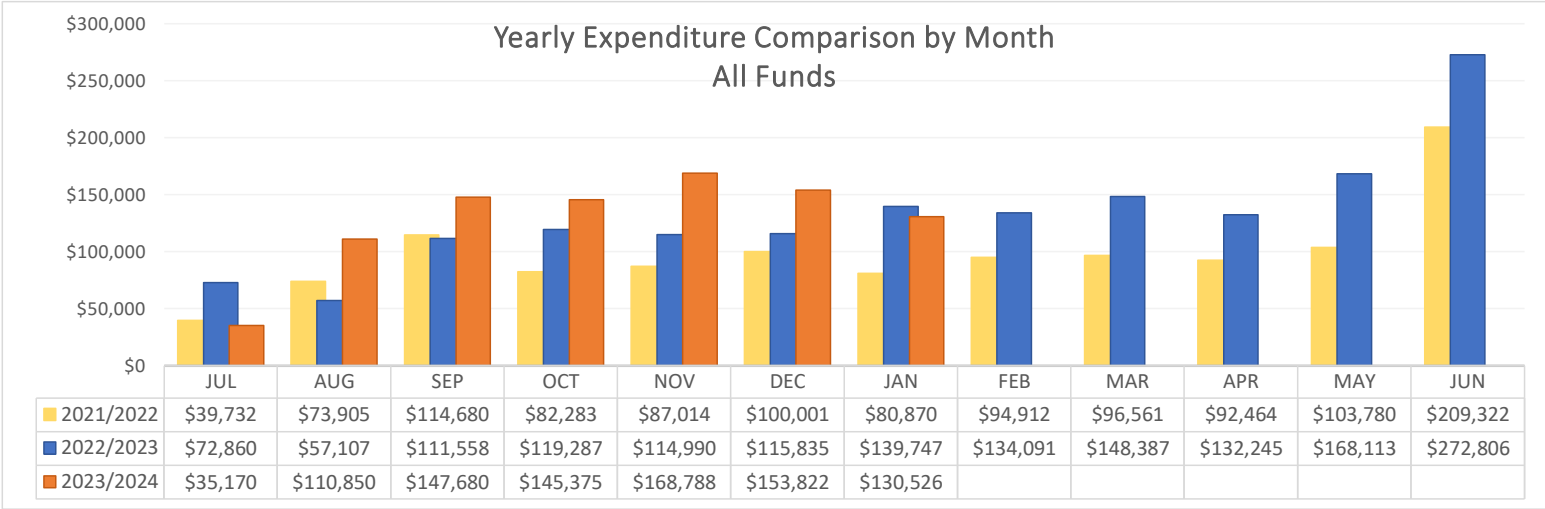
Number of Items	23	82,058.64	Totals for Org 180 - Rio Gallinas School for Ecology and the Arts
-----------------	----	-----------	---

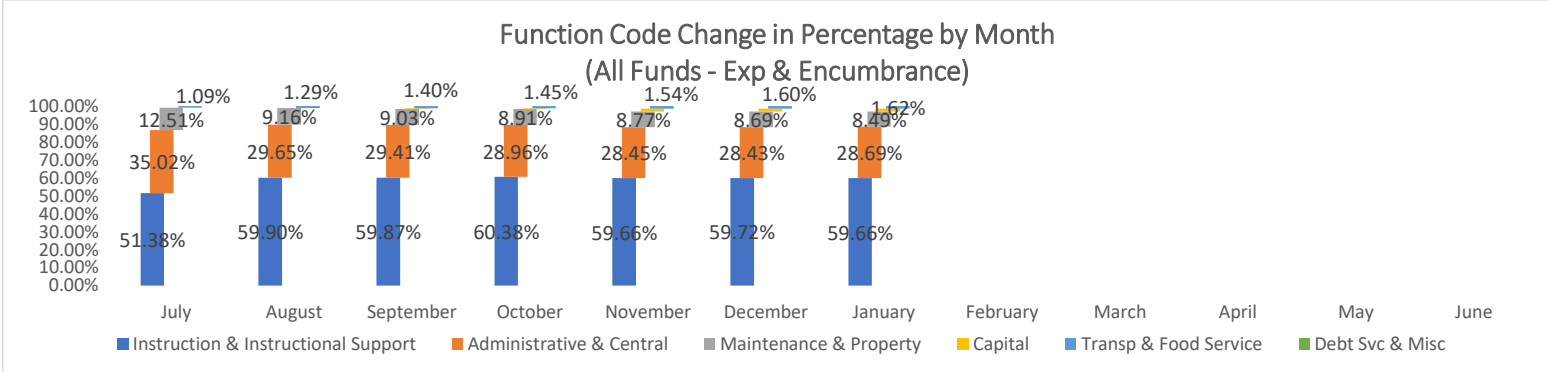
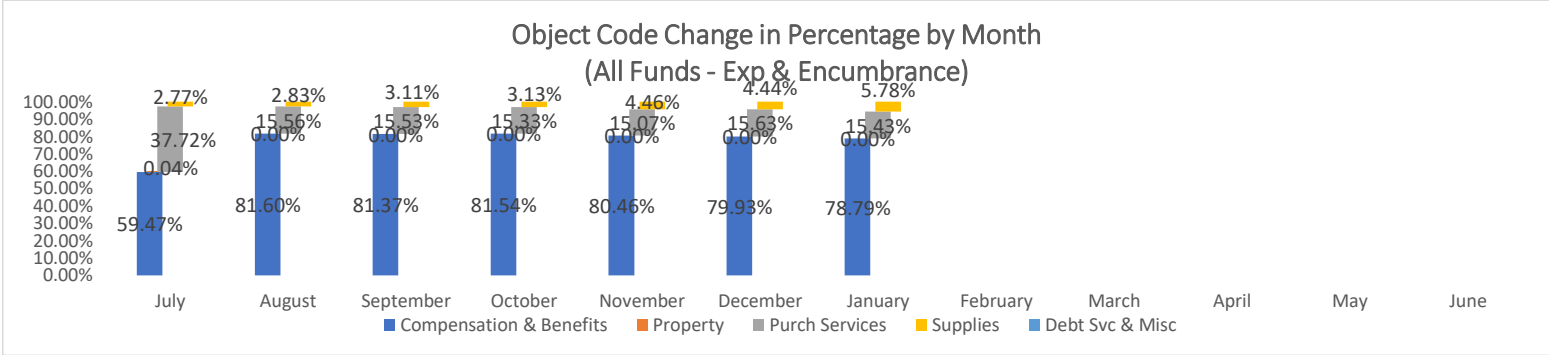
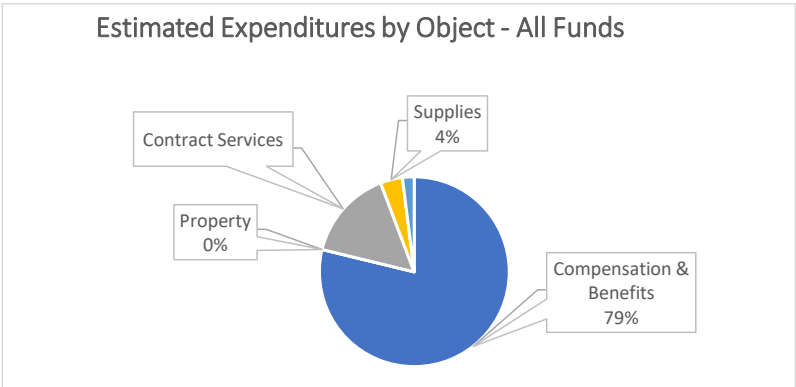
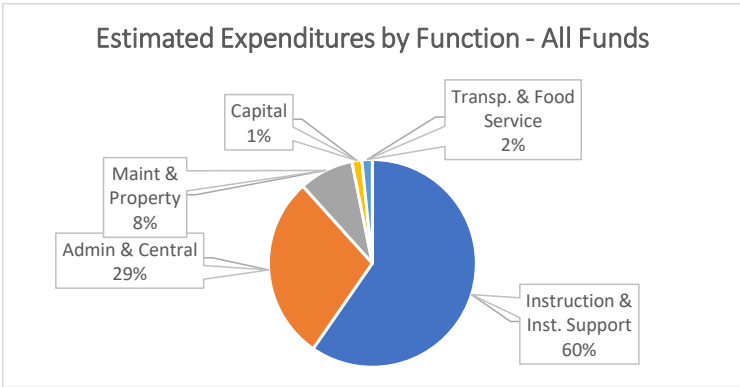
Rio Gallinas School for Ecology and the Arts

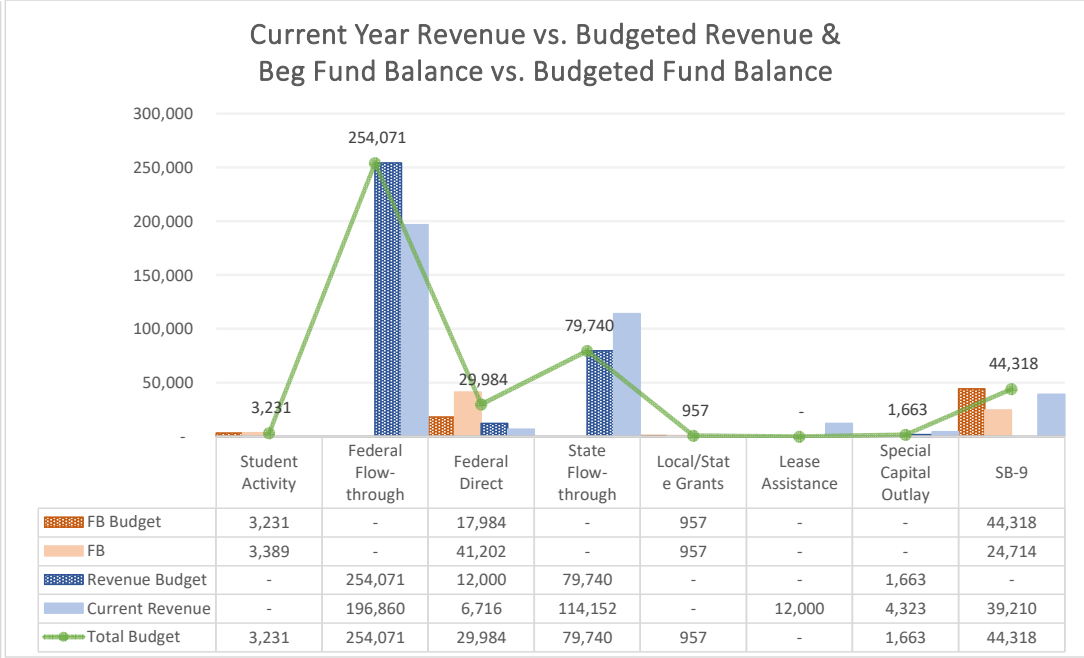
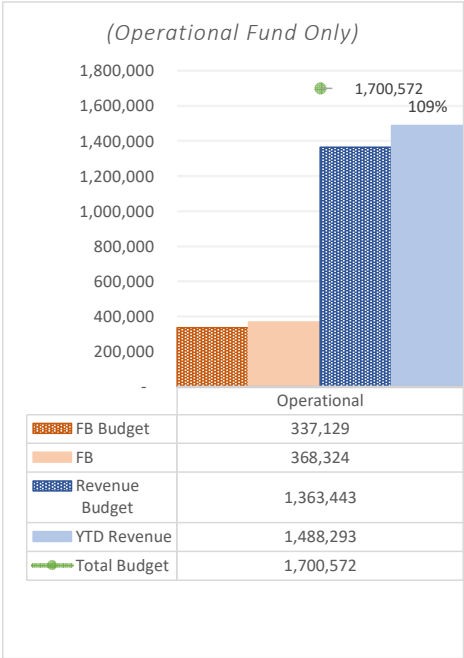
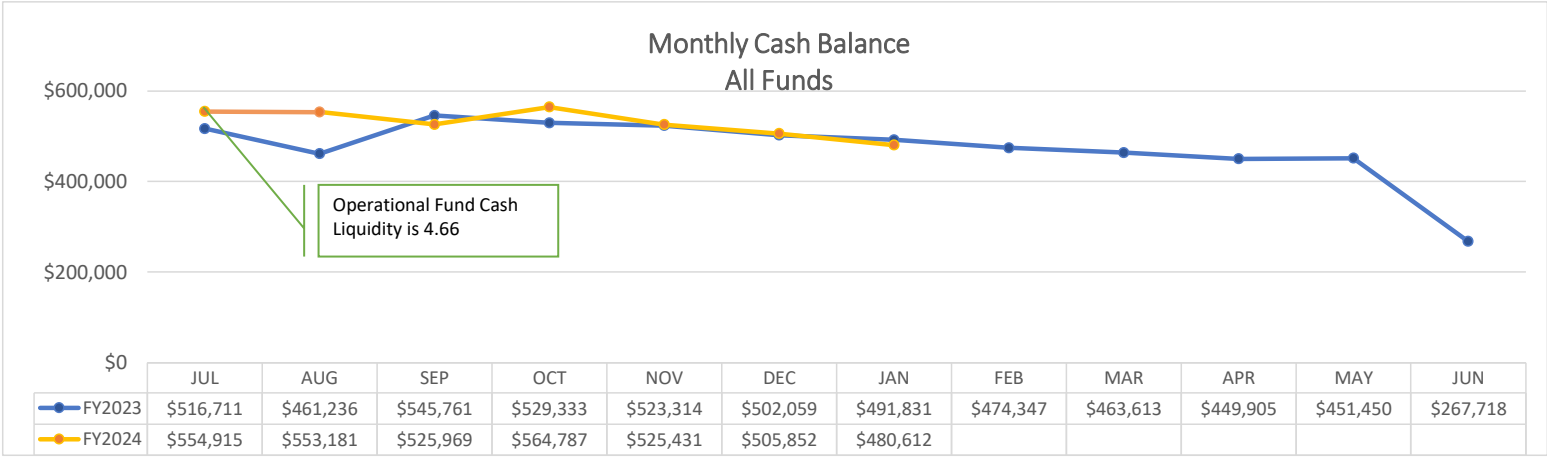
Expenditure Analytical Review

January 31, 2024









**RIO GALLINAS SCHOOL FOR ECOLOGY AND THE ARTS
FINANCIAL SUMMARY**

Source	Beginning Fund			Net Dec/Inc	Fund Balance	Liabilities	Cash Balance
	Balance	Revenue	Expenditure				
11000 - Operational Fund	368,324.11	\$ 801,123.56	\$ 766,624.85	\$ 34,498.71	\$ 402,822.82	\$ 13,318.96	\$ 416,087.44
14000 - Inst. Materials Fund	-	-	\$ -	-	-	-	-
21000 - Food Services Fund	556.86	-	\$ -	-	556.86	-	556.86
23000 - Non-Instruct. Fund	3,389.26	-	\$ 201.00	(201.00)	3,188.26	-	3,188.26
24101 - Title I	(7,746.57)	15,134.25	\$ 8,723.00	6,411.25	(1,335.32)	49.23	(1,286.09)
24106 - IDEA-B	(5,484.01)	14,214.61	\$ 10,404.08	3,810.53	(1,673.48)	112.70	(1,560.78)
24154 - Title II	(3,262.94)	5,415.88	\$ 2,152.94	3,262.94	-	-	-
24308 - CRRSA, ESSER II	(16,954.07)	16,954.07	\$ -	16,954.07	-	0.31	0.31
24309 - Social Emotional Learning	-	-	\$ -	-	-	-	-
24330 - ESSER III	(24,784.57)	83,289.58	\$ 67,131.30	16,158.28	(8,626.29)	1,574.20	(7,052.09)
25153 - Medicaid	41,202.28	4,391.00	\$ 100.19	4,290.81	45,493.09	-	45,493.09
26107 - REC/Fiscal Agent	-	15,000.00	\$ 64.23	14,935.77	14,935.77	-	14,935.77
27107 - Library SB-66	-	-	\$ -	-	-	-	-
27109 - Inst Materials Cash	-	1,729.04	\$ -	1,729.04	1,729.04	-	1,729.04
27114 - New Mexico Redas to Lead K-3	(26,918.02)	26,918.02	\$ -	26,918.02	-	-	-
27126 - Community Planning Grant	(35,116.90)	35,116.90	\$ -	\$ 35,116.90	-	-	-
27202 - Open SciEd Expansion Initiative	-	-	\$ -	\$ -	-	-	-
27407 - Family Income Index	(39,801.42)	39,801.42	\$ 9,544.85	\$ 30,256.57	(9,544.85)	-	(9,544.85)
27156 - NM Outdoor Learning Grant S	(8,857.83)	8,857.83	\$ -	\$ 8,857.83	-	-	-
29102 - Direct Grant	956.96	-	\$ -	\$ -	956.96	-	956.96
31200 - Lease Assistance	(12,000.00)	12,000.00	\$ -	\$ 12,000.00	-	-	-
31400 - Special Capital Outlay State	(4,323.00)	4,323.00	\$ -	\$ 4,323.00	-	-	-
31700 - SB-9 State Match	-	-	\$ -	\$ -	-	-	-
31703 - SB-9 Cash	24,714.22	19,605.00	\$ 27,265.17	\$ (7,660.17)	17,054.05	-	17,054.05
Total	\$ 253,894.36	\$ 1,103,874.16	\$ 892,211.61	\$ 211,662.55	\$ 465,556.91	\$ 15,055.40	\$ 480,557.97

	Total Bank
Bank Statement Ending Balance	483,109.91
Uncleared Payments	2,551.94
Uncleared Deposits	-
Revised System Cash Balance	480,557.97

Balances through 01/31/2024						Fiscal Year 2023/24
Funds- Func- Obj ct - Pr gm- Locat n- JbCl - Opt nl	Description	Adopted Budget	Revised Budget	Encumbered	Expenditure	Account Balance
Funds 11000 - Operational, Func 1000 - Instruction						
11000- 1000- 51100- 0000- 068004- 1611- 00000	SalariesExpense,Subs-Sick	5,000.00			3,667.50	3,667.50-
11000- 1000- 51100- 1010- 068004- 1411- 00000	SalariesExpense,Teachers	316,465.00	301,127.00	164,293.09	138,487.64	1,653.73-
11000- 1000- 51100- 1010- 068004- 1624- 00000	SalariesExpense,Activs Sa			11,418.75		11,418.75-
11000- 1000- 51100- 1010- 068004- 1711- 00000	SalariesExpense,InstAssts	48,908.00	38,887.00	21,064.16	17,823.52	.68-
11000- 1000- 51100- 2000- 068004- 1412- 00000	SalariesExpense,Teachers	50,604.00	50,013.00	27,090.44	22,922.68	.12-
11000- 1000- 51100- 2000- 068004- 1712- 00000	SalariesExpense,InstAssts	12,963.00	12,963.00	13,805.74	10,951.14	11,793.88-
11000- 1000- 51300- 1010- 068004- 1411- 00000	AddtnlCompenstn,Teachers	4,000.00	4,000.00	1,800.00	2,200.00	
11000- 1000- 51300- 1010- 068004- 1621- 00000	AddtnlCompenstn,Summer/Af				2,510.00	2,510.00-
11000- 1000- 51300- 1010- 068004- 1711- 00000	AddtnlCompenstn,InstAssts	10,000.00	10,000.00	6,750.00	8,250.00	5,000.00-
11000- 1000- 51300- 2000- 068004- 1412- 00000	AddtnlCompenstn,Teachers	1,000.00	1,000.00	1,347.80	1,152.20	1,500.00-
11000- 1000- 52111- 0000- 068004- 1611- 00000	EducRetirement	908.00				
11000- 1000- 52111- 1010- 068004- 1411- 00000	EducRetirement	58,177.00	55,380.00	30,146.10	25,479.79	245.89-
11000- 1000- 52111- 1010- 068004- 1621- 00000	EducRetirement				455.67	455.67-
11000- 1000- 52111- 1010- 068004- 1624- 00000	EducRetirement			2,072.51		2,072.51-
11000- 1000- 52111- 1010- 068004- 1711- 00000	EducRetirement	10,695.00	10,695.00	5,048.21	4,732.31	914.48
11000- 1000- 52111- 2000- 068004- 1412- 00000	EducRetirement	9,367.00	9,367.00	5,161.47	4,369.52	163.99-
11000- 1000- 52111- 2000- 068004- 1712- 00000	EducRetirement	2,354.00	2,354.00	2,505.75	1,987.65	2,139.40-
11000- 1000- 52112- 0000- 068004- 1611- 00000	ERARetireeHlth	100.00				
11000- 1000- 52112- 1010- 068004- 1411- 00000	ERARetireeHlth	6,413.00	6,102.00	3,321.88	2,807.69	27.57-
11000- 1000- 52112- 1010- 068004- 1621- 00000	ERARetireeHlth				50.20	50.20-
11000- 1000- 52112- 1010- 068004- 1624- 00000	ERARetireeHlth			228.40		228.40-
11000- 1000- 52112- 1010- 068004- 1711- 00000	ERARetireeHlth	1,179.00	1,077.00	556.24	521.40	.64-
11000- 1000- 52112- 2000- 068004- 1412- 00000	ERARetireeHlth	1,033.00	1,033.00	568.74	481.48	17.22-
11000- 1000- 52112- 2000- 068004- 1712- 00000	ERARetireeHlth	260.00	260.00	276.21	219.13	235.34-
11000- 1000- 52210- 0000- 068004- 1611- 00000	FICA Payments	310.00	310.00		227.41	82.59
11000- 1000- 52210- 1010- 068004- 1411- 00000	FICA Payments	19,874.00	19,874.00	9,960.36	8,455.18	1,458.46
11000- 1000- 52210- 1010- 068004- 1621- 00000	FICA Payments				155.63	155.63-
11000- 1000- 52210- 1010- 068004- 1624- 00000	FICA Payments			707.96		707.96-
11000- 1000- 52210- 1010- 068004- 1711- 00000	FICA Payments	3,654.00	3,654.00	1,592.31	1,505.36	556.33
11000- 1000- 52210- 2000- 068004- 1412- 00000	FICA Payments	3,200.00	3,200.00	1,763.12	1,492.60	55.72-
11000- 1000- 52210- 2000- 068004- 1712- 00000	FICA Payments	804.00	804.00	811.98	641.97	649.95-
11000- 1000- 52220- 0000- 068004- 1611- 00000	MedicarePaymnts	73.00	73.00		53.18	19.82
11000- 1000- 52220- 1010- 068004- 1411- 00000	MedicarePaymnts	4,651.00	4,651.00	2,329.48	1,977.43	344.09
11000- 1000- 52220- 1010- 068004- 1621- 00000	MedicarePaymnts				36.36	36.36-
11000- 1000- 52220- 1010- 068004- 1624- 00000	MedicarePaymnts			165.57		165.57-
11000- 1000- 52220- 1010- 068004- 1711- 00000	MedicarePaymnts	857.00	857.00	372.44	352.14	132.42

Selection Grouped by Account Type, Filtered by User Permissions, (Org = 180, Online/Offline = N, Period = 7, UnPosted JE? = N, Assets and Liabilities? = N, Restricted Accts? = Y, Objct = 5, Obj Digits = 0, Page Break Lvl =)

Balances through 01/31/2024 **Fiscal Year 2023/24**

Funds- Func- Obj ct - Pr gm- Locat n- JbCl - Opt nl	Description	Adopted Budget	Revised Budget	Encumbered	Expenditure	Account Balance
Funds 11000 - Operational, Func 1000 - Instruction (continued)						
11000- 1000- 52220- 2000- 068004- 1412- 00000	MedicarePaymnts	749.00	749.00	412.40	349.12	12.52-
11000- 1000- 52220- 2000- 068004- 1712- 00000	MedicarePaymnts	189.00	189.00	189.88	150.06	150.94-
11000- 1000- 52311- 1010- 068004- 1411- 00000	Hth&MedPremiums	25,780.00	15,780.00	9,338.03	7,384.64	942.67-
11000- 1000- 52311- 1010- 068004- 1711- 00000	Hth&MedPremiums	15,043.00	15,043.00	8,148.14	6,852.25	42.61
11000- 1000- 52311- 2000- 068004- 1712- 00000	Hth&MedPremiums	5,015.00	5,015.00	2,715.96	2,284.02	15.02
11000- 1000- 52312- 1010- 068004- 1411- 00000	Life	160.00	160.00	97.37	87.81	25.18-
11000- 1000- 52312- 1010- 068004- 1624- 00000	Life			18.72		18.72-
11000- 1000- 52312- 1010- 068004- 1711- 00000	Life	69.00	69.00	28.08	25.56	15.36
11000- 1000- 52312- 2000- 068004- 1412- 00000	Life	32.00	32.00	14.30	13.01	4.69
11000- 1000- 52312- 2000- 068004- 1712- 00000	Life	64.00	64.00	18.72	15.62	29.66
11000- 1000- 52313- 1010- 068004- 1411- 00000	Dental	1,389.00	1,389.00	731.38	587.89	69.73
11000- 1000- 52313- 1010- 068004- 1711- 00000	Dental	616.00	616.00	333.71	282.37	.08-
11000- 1000- 52313- 2000- 068004- 1712- 00000	Dental	206.00	206.00	111.15	94.05	.80
11000- 1000- 52314- 1010- 068004- 1411- 00000	Vision	250.00	250.00	113.75	89.24	47.01
11000- 1000- 52314- 1010- 068004- 1711- 00000	Vision	76.00	76.00	40.82	34.54	.64
11000- 1000- 52314- 2000- 068004- 1712- 00000	Vision	26.00	25.00	13.65	11.55	.20-
11000- 1000- 52315- 1010- 068004- 1411- 00000	Disability	219.00	219.00	366.01	259.69	406.70-
11000- 1000- 52500- 0000- 068004- 1611- 00000	UnemploymntComp	10,000.00				
11000- 1000- 52500- 1010- 068004- 1411- 00000	UnemploymntComp				561.13	561.13-
11000- 1000- 52710- 0000- 068004- 1611- 00000	WorkersCompPrem	51.00	51.00	.73	50.27	
11000- 1000- 52710- 1010- 068004- 1411- 00000	WorkersCompPrem	3,175.00	3,175.00	45.59	3,129.41	
11000- 1000- 52710- 1010- 068004- 1711- 00000	WorkersCompPrem	662.00	662.00	9.51	652.49	
11000- 1000- 52710- 2000- 068004- 1412- 00000	WorkersCompPrem	508.00	508.00	2.66	182.34	323.00
11000- 1000- 52710- 2000- 068004- 1712- 00000	WorkersCompPrem	131.00	131.00	6.39	438.61	314.00-
11000- 1000- 52720- 0000- 068004- 1611- 00000	WorkrsCompERFee	10.00	10.00		4.60	5.40
11000- 1000- 52720- 1010- 068004- 1411- 00000	WorkrsCompERFee	50.00	50.00	11.96	23.92	14.12
11000- 1000- 52720- 1010- 068004- 1624- 00000	WorkrsCompERFee			2.30		2.30-
11000- 1000- 52720- 1010- 068004- 1711- 00000	WorkrsCompERFee	30.00	30.00	3.46	6.92	19.62
11000- 1000- 52720- 2000- 068004- 1412- 00000	WorkrsCompERFee	10.00	10.00	1.75	3.50	4.75
11000- 1000- 52720- 2000- 068004- 1712- 00000	WorkrsCompERFee	20.00	20.00	2.29	4.58	13.13
11000- 1000- 54630- 1010- 068004- 0000- 00000	RentalCompEqpmt	4,600.00	4,600.00	2,368.89	2,231.11	
11000- 1000- 55817- 1010- 068004- 0000- 00000	Student Travel	2,000.00				
11000- 1000- 55819- 2000- 068004- 0000- 00000	EmpTravTeachers			800.63		800.63-
11000- 1000- 55915- 1020- 068004- 0000- 00000	OthContractSvcs	3,600.00	3,600.00	14,671.92	7,428.08	18,500.00-
11000- 1000- 56112- 1010- 068004- 0000- 00000	Other Textbooks	15,301.00	15,301.00	68.79	10,749.24	4,482.97
11000- 1000- 56113- 1010- 068004- 0000- 00000	Software				4,077.67	4,077.67-

Selection Grouped by Account Type, Filtered by User Permissions, (Org = 180, Online/Offline = N, Period = 7, UnPosted JE? = N, Assets and Liabilities? = N, Restricted Accts? = Y, Objct = 5, Obj Digits = 0, Page Break Lvl =)



Balances through 01/31/2024						Fiscal Year 2023/24
Funds- Func- Obj ct - Pr gm- Locat n- JbCl - Opt nl	Description	Adopted Budget	Revised Budget	Encumbered	Expenditure	Account Balance
Funds 11000 - Operational, Func 1000 - Instruction (continued)						
11000- 1000- 56118- 1010- 068004- 0000- 00000	GenSuppliesMats	26,019.00	9,414.00	1,312.44	6,806.09	1,295.47
11000- 1000- 56118- 1020- 068004- 0000- 00000	GenSuppliesMats	700.00	700.00	52.39	684.73	37.12-
11000- 1000- 57331- 1010- 068004- 0000- 00000	FixedAssets>\$5k	275,108.00	190,108.00			190,108.00
Total for Func 1000 and Expense accounts		964,707.00	805,933.00	357,212.48	319,522.89	129,197.63
Funds 11000 - Operational, Func 2100 - SuppSvcsStudnts						
11000- 2100- 51100- 0000- 068004- 1211- 00000	SalariesExpense,Coord/Sub			30,269.72	24,730.48	55,000.20-
11000- 2100- 51100- 0000- 068004- 1218- 00000	SalariesExpense,Sch/Stude	87,500.00	87,500.00		2,406.48	85,093.52
11000- 2100- 51100- 0000- 068004- 1511- 00000	SalariesExpense,Data Proc	30,000.00	30,000.00	15,000.00	15,000.00	
11000- 2100- 51100- 2000- 068004- 1315- 00000	SalariesExpense,Psych/Cou		2,605.00		2,604.18	.82
11000- 2100- 51300- 0000- 068004- 1211- 00000	AddtnlCompenstn,Coord/Sub	1,750.00	4,750.00	2,137.50	2,612.50	
11000- 2100- 51300- 2000- 068004- 1211- 00000	AddtnlCompenstn,Coord/Sub	318.00	5,000.00	2,708.29	2,291.71	
11000- 2100- 52111- 0000- 068004- 1211- 00000	EducRetirement		10,845.00	5,881.83	4,962.69	.48
11000- 2100- 52111- 0000- 068004- 1218- 00000	EducRetirement	15,882.00	15,882.00			15,882.00
11000- 2100- 52111- 0000- 068004- 1511- 00000	EducRetirement	5,445.00	5,445.00	2,722.53	2,722.55	.08-
11000- 2100- 52111- 2000- 068004- 1211- 00000	EducRetirement		908.00	491.66	416.03	.31
11000- 2100- 52111- 2000- 068004- 1315- 00000	EducRetirement		237.00		472.66	235.66-
11000- 2100- 52112- 0000- 068004- 1211- 00000	ERARetireeHlth	35.00	1,196.00	648.16	546.87	.97
11000- 2100- 52112- 0000- 068004- 1218- 00000	ERARetireeHlth	1,750.00	1,750.00			1,750.00
11000- 2100- 52112- 0000- 068004- 1511- 00000	ERARetireeHlth	600.00	600.00	300.00	300.00	
11000- 2100- 52112- 2000- 068004- 1211- 00000	ERARetireeHlth			54.21	45.87	100.08-
11000- 2100- 52112- 2000- 068004- 1315- 00000	ERARetireeHlth		27.00		52.08	25.08-
11000- 2100- 52210- 0000- 068004- 1211- 00000	FICA Payments	109.00	3,448.00	1,854.20	1,575.98	17.82
11000- 2100- 52210- 0000- 068004- 1218- 00000	FICA Payments	5,425.00	5,425.00		149.20	5,275.80
11000- 2100- 52210- 0000- 068004- 1511- 00000	FICA Payments	1,860.00	1,860.00	891.24	897.70	71.06
11000- 2100- 52210- 2000- 068004- 1211- 00000	FICA Payments			167.95	142.12	310.07-
11000- 2100- 52210- 2000- 068004- 1315- 00000	FICA Payments				157.52	157.52-
11000- 2100- 52220- 0000- 068004- 1211- 00000	MedicarePaymnts	26.00	26.00	433.57	368.52	776.09-
11000- 2100- 52220- 0000- 068004- 1218- 00000	MedicarePaymnts	1,269.00	1,269.00		34.89	1,234.11
11000- 2100- 52220- 0000- 068004- 1511- 00000	MedicarePaymnts	435.00	435.00	208.44	209.95	16.61
11000- 2100- 52220- 2000- 068004- 1211- 00000	MedicarePaymnts			39.24	33.22	72.46-
11000- 2100- 52220- 2000- 068004- 1315- 00000	MedicarePaymnts				36.84	36.84-
11000- 2100- 52311- 0000- 068004- 1211- 00000	Hth&MedPremiums			5,535.79	4,258.30	9,794.09-
11000- 2100- 52311- 0000- 068004- 1218- 00000	Hth&MedPremiums	7,427.00	7,427.00			7,427.00
11000- 2100- 52312- 0000- 068004- 1211- 00000	Life		40.00	18.72	17.04	4.24
11000- 2100- 52312- 0000- 068004- 1218- 00000	Life	32.00	32.00			32.00
11000- 2100- 52312- 0000- 068004- 1511- 00000	Life	32.00	32.00	8.64	8.52	14.84

Selection Grouped by Account Type, Filtered by User Permissions, (Org = 180, Online/Offline = N, Period = 7, UnPosted JE? = N, Assets and Liabilities? = N, Restricted Accts? = Y, Objct = 5, Obj Digits = 0, Page Break Lvl =)

Balances through 01/31/2024						Fiscal Year 2023/24	
Funds- Func- Obj ct - Pr gm- Locat n- JbCl - Opt nl	Description	Adopted Budget	Revised Budget	Encumbered	Expenditure	Account Balance	
Funds 11000 - Operational, Func 2100 - SuppSvcsStudnts (continued)							
11000- 2100- 52312- 2000- 068004- 1315- 00000	Life		3.00		2.04	.96	
11000- 2100- 52313- 0000- 068004- 1211- 00000	Dental			247.65	190.50	438.15-	
11000- 2100- 52313- 0000- 068004- 1218- 00000	Dental	197.00	197.00			197.00	
11000- 2100- 52314- 0000- 068004- 1211- 00000	Vision			47.71	36.70	84.41-	
11000- 2100- 52314- 0000- 068004- 1218- 00000	Vision	46.00	46.00			46.00	
11000- 2100- 52315- 0000- 068004- 1211- 00000	Disability			120.99	93.05	214.04-	
11000- 2100- 52315- 0000- 068004- 1218- 00000	Disability	281.00	281.00			281.00	
11000- 2100- 52315- 0000- 068004- 1511- 00000	Disability	118.00	118.00	52.20	48.24	17.56	
11000- 2100- 52315- 2000- 068004- 1315- 00000	Disability				4.53	4.53-	
11000- 2100- 52710- 0000- 068004- 1218- 00000	WorkersCompPrem	877.00	877.00	7.29	1,061.54	191.83-	
11000- 2100- 52710- 0000- 068004- 1511- 00000	WorkersCompPrem	301.00	301.00	1.88	129.12	170.00	
11000- 2100- 52720- 0000- 068004- 1211- 00000	WorkrsCompERFee			2.30	4.60	6.90-	
11000- 2100- 52720- 0000- 068004- 1218- 00000	WorkrsCompERFee	10.00	10.00			10.00	
11000- 2100- 52720- 0000- 068004- 1511- 00000	WorkrsCompERFee	10.00	10.00	1.15	2.30	6.55	
11000- 2100- 53211- 2000- 068004- 0000- 00000	DiagsContracted	8,000.00	8,000.00	1,548.75	6,451.25		
11000- 2100- 53215- 2000- 068004- 0000- 00000	PsychologtsCont	10,500.00	10,500.00	107.52	10,392.48		
11000- 2100- 53330- 2000- 068004- 0000- 00000	ProfessDevelop	2,000.00	2,000.00			2,000.00	
11000- 2100- 55813- 2000- 068004- 0000- 00000	EmpTravNonTeach			800.00	478.05	1,278.05-	
11000- 2100- 56118- 2000- 068004- 0000- 00000	GenSuppliesMats	700.00	700.00			700.00	
Total for Func 2100 and Expense accounts		182,935.00	209,782.00	72,309.13	85,948.30	51,524.57	
Funds 11000 - Operational, Func 2200 - Suppt Svcs Inst							
11000- 2200- 53330- 0000- 068004- 0000- 00000	ProfessDevelop	3,500.00	3,500.00		825.63	2,674.37	
11000- 2200- 56113- 0000- 068004- 0000- 00000	Software	3,400.00	3,400.00			3,400.00	
11000- 2200- 56118- 0000- 068004- 0000- 00000	GenSuppliesMats	1,100.00	1,100.00		218.00	882.00	
Total for Func 2200 and Expense accounts		8,000.00	8,000.00	.00	1,043.63	6,956.37	
Funds 11000 - Operational, Func 2300 - SupptSvcs-Admin							
11000- 2300- 51100- 0000- 068004- 1111- 00000	SalariesExpense,Superinte	121,290.00	121,290.00	50,537.50	70,752.50		
11000- 2300- 51300- 0000- 068004- 1217- 00000	AddtnlCompenstn,Sec/Crcl/			1,350.00	1,650.00	3,000.00-	
11000- 2300- 52111- 0000- 068004- 1111- 00000	EducRetirement	22,015.00	22,015.00	9,172.60	12,841.64	.76	
11000- 2300- 52111- 0000- 068004- 1217- 00000	EducRetirement			244.98	299.42	544.40-	
11000- 2300- 52112- 0000- 068004- 1111- 00000	ERARetireeHlth	2,426.00	2,426.00	1,010.80	1,415.12	.08	
11000- 2300- 52112- 0000- 068004- 1217- 00000	ERARetireeHlth			27.00	33.00	60.00-	
11000- 2300- 52210- 0000- 068004- 1111- 00000	FICA Payments	7,520.00	7,520.00	3,036.50	4,253.58	229.92	
11000- 2300- 52210- 0000- 068004- 1217- 00000	FICA Payments			83.70	102.30	186.00-	
11000- 2300- 52220- 0000- 068004- 1111- 00000	MedicarePaymnts	1,759.00	1,759.00	710.10	994.74	54.16	
11000- 2300- 52220- 0000- 068004- 1217- 00000	MedicarePaymnts			19.53	23.87	43.40-	

Selection Grouped by Account Type, Filtered by User Permissions, (Org = 180, Online/Offline = N, Period = 7, UnPosted JEs? = N, Assets and Liabilities? = N, Restricted Accts? = Y, Objct = 5, Obj Digits = 0, Page Break Lvl =)

Balances through 01/31/2024						Fiscal Year 2023/24
Funds- Func- Obj ct - Pr gm- Locat n- Jb Cl - Opt nl	Description	Adopted Budget	Revised Budget	Encumbered	Expenditure	Account Balance
Funds 11000 - Operational, Func 2300 - SupptSvcs-Admin (continued)						
11000- 2300- 52311- 0000- 068004- 1111- 00000	Hth&MedPremiums	5,373.00	5,373.00	2,238.40	3,073.32	61.28
11000- 2300- 52312- 0000- 068004- 1111- 00000	Life			14.40	19.68	34.08-
11000- 2300- 52313- 0000- 068004- 1111- 00000	Dental	206.00	206.00	85.80	120.12	.08
11000- 2300- 52314- 0000- 068004- 1111- 00000	Vision	46.00	46.00	18.80	26.32	.88
11000- 2300- 52315- 0000- 068004- 1111- 00000	Disability	314.00	314.00	130.50	182.70	.80
11000- 2300- 52710- 0000- 068004- 1111- 00000	WorkersCompPrem	1,216.00	1,216.00	.82	56.18	1,159.00
11000- 2300- 52720- 0000- 068004- 1111- 00000	WorkrsCompERFee	10.00	10.00	4.60	4.60	.80
11000- 2300- 53411- 0000- 068004- 0000- 00000	Auditing	8,500.00	8,500.00	80.87	8,419.13	
11000- 2300- 53413- 0000- 068004- 0000- 00000	Legal	2,500.00	2,500.00	2,500.00		
11000- 2300- 55400- 0000- 068004- 0000- 00000	Advertising		1,499.00		603.46	895.54
11000- 2300- 55811- 0000- 068004- 0000- 00000	Board Travel	500.00	500.00			500.00
11000- 2300- 55812- 0000- 068004- 0000- 00000	Board Training	4,000.00	4,000.00	400.00		3,600.00
11000- 2300- 56118- 0000- 068004- 0000- 00000	GenSuppliesMats				180.00	180.00-
Total for Func 2300 and Expense accounts		177,675.00	179,174.00	71,666.90	105,051.68	2,455.42
Funds 11000 - Operational, Func 2400 - SupSvcsSchAdmin						
11000- 2400- 51100- 0000- 068004- 1112- 00000	SalariesExpense,Principal		87,501.00	43,750.08	43,750.08	.84
11000- 2400- 51100- 0000- 068004- 1217- 00000	SalariesExpense,Sec/Crcl/	52,062.00	56,062.00	28,568.75	26,410.94	1,082.31
11000- 2400- 51300- 0000- 068004- 1217- 00000	AddtnlCompenstn,Sec/Crcl/	738.00	738.00			738.00
11000- 2400- 52111- 0000- 068004- 1112- 00000	EducRetirement		15,882.00	7,940.64	7,940.64	.72
11000- 2400- 52111- 0000- 068004- 1217- 00000	EducRetirement	9,584.00	9,992.00	5,185.28	4,793.64	13.08
11000- 2400- 52112- 0000- 068004- 1112- 00000	ERARetireeHlth		1,751.00	875.04	875.04	.92
11000- 2400- 52112- 0000- 068004- 1217- 00000	ERARetireeHlth	1,057.00	1,102.00	571.44	528.27	2.29
11000- 2400- 52210- 0000- 068004- 1112- 00000	FICA Payments		5,078.00	2,528.04	2,529.86	20.10
11000- 2400- 52210- 0000- 068004- 1217- 00000	FICA Payments	3,274.00	3,414.00	1,732.47	1,605.15	76.38
11000- 2400- 52220- 0000- 068004- 1112- 00000	MedicarePaymnts		1,188.00	591.24	591.66	5.10
11000- 2400- 52220- 0000- 068004- 1217- 00000	MedicarePaymnts	766.00	799.00	405.13	375.37	18.50
11000- 2400- 52311- 0000- 068004- 1112- 00000	Hth&MedPremiums		7,294.00	3,910.92	3,866.92	483.84-
11000- 2400- 52312- 0000- 068004- 1112- 00000	Life		37.00	17.28	17.04	2.68
11000- 2400- 52312- 0000- 068004- 1217- 00000	Life	64.00	64.00	27.36	25.56	11.08
11000- 2400- 52313- 0000- 068004- 1112- 00000	Dental			98.16	98.16	196.32-
11000- 2400- 52314- 0000- 068004- 1112- 00000	Vision		46.00	22.56	22.56	.88
11000- 2400- 52315- 0000- 068004- 1112- 00000	Disability			152.28	141.06	293.34-
11000- 2400- 52315- 0000- 068004- 1217- 00000	Disability	118.00	118.00	52.20	48.33	17.47
11000- 2400- 52710- 0000- 068004- 1217- 00000	WorkersCompPrem	523.00	523.00	12.59	864.41	354.00-
11000- 2400- 52720- 0000- 068004- 1112- 00000	WorkrsCompERFee			2.30	4.60	6.90-
11000- 2400- 52720- 0000- 068004- 1217- 00000	WorkrsCompERFee	20.00	20.00	3.45	6.90	9.65

Selection Grouped by Account Type, Filtered by User Permissions, (Org = 180, Online/Offline = N, Period = 7, UnPosted JEs? = N, Assets and Liabilities? = N, Restricted Accts? = Y, Objct = 5, Obj Digits = 0, Page Break Lvl =)

Balances through 01/31/2024						Fiscal Year 2023/24
Funds- Func- Obj ct - Pr gm- Locat n- JbCl - Opt nl	Description	Adopted Budget	Revised Budget	Encumbered	Expenditure	Account Balance
Funds 11000 - Operational, Func 2400 - SupSvcsSchAdmin (continued)						
11000- 2400- 53330- 0000- 068004- 0000- 00000	ProfessDevelop				150.00	150.00-
11000- 2400- 53414- 0000- 068004- 0000- 00000	OthProfTechSvcs	1,700.00	1,700.00	1,700.00		
11000- 2400- 55813- 0000- 068004- 0000- 00000	EmpTravNonTeach	1,000.00	1,000.00	275.00		725.00
11000- 2400- 56113- 0000- 068004- 0000- 00000	Software			129.77	129.77	259.54-
11000- 2400- 56118- 0000- 068004- 0000- 00000	GenSuppliesMats	750.00	750.00		334.72	415.28
Total for Func 2400 and Expense accounts		71,656.00	195,059.00	98,551.98	95,110.68	1,396.34
Funds 11000 - Operational, Func 2500 - Central Svcs						
11000- 2500- 53414- 0000- 068004- 0000- 00000	OthProfTechSvcs	99,415.00	99,415.00	48,037.76	54,599.53	3,222.29-
11000- 2500- 53711- 0000- 068004- 0000- 00000	Other Charges				295.00	295.00-
11000- 2500- 55915- 0000- 068004- 0000- 00000	OthContractSvcs			350.00		350.00-
11000- 2500- 56113- 0000- 068004- 0000- 00000	Software	18,252.00	20,252.00	13,260.00	20,005.34	13,013.34-
11000- 2500- 56118- 0000- 068004- 0000- 00000	GenSuppliesMats	500.00	500.00			500.00
11000- 2500- 56119- 0000- 068004- 0000- 00000	SupAsst<5k				190.50	190.50-
Total for Func 2500 and Expense accounts		118,167.00	120,167.00	61,647.76	75,090.37	16,571.13-
Funds 11000 - Operational, Func 2600 - Op&MaintofPlant						
11000- 2600- 51100- 0000- 068004- 1615- 00000	SalariesExpense,Custodial	31,800.00	31,800.00	16,000.08	16,000.08	200.16-
11000- 2600- 52111- 0000- 068004- 1615- 00000	EducRetirement	5,772.00	5,772.00	2,904.00	2,904.00	36.00-
11000- 2600- 52112- 0000- 068004- 1615- 00000	ERARetireeHlth	636.00	636.00	320.04	320.04	4.08-
11000- 2600- 52210- 0000- 068004- 1615- 00000	FICA Payments	1,972.00	1,972.00	992.04	992.04	12.08-
11000- 2600- 52220- 0000- 068004- 1615- 00000	MedicarePaymnts	462.00	462.00	231.96	231.96	1.92-
11000- 2600- 52312- 0000- 068004- 1615- 00000	Life			17.28	17.04	34.32-
11000- 2600- 52315- 0000- 068004- 1615- 00000	Disability	140.00	140.00	74.24	56.94	8.82
11000- 2600- 52710- 0000- 068004- 1615- 00000	WorkersCompPrem	319.00	319.00	3.72	255.28	60.00
11000- 2600- 52720- 0000- 068004- 1615- 00000	WorkrsCompERFee	10.00	10.00	2.30	4.60	3.10
11000- 2600- 54311- 0000- 068004- 0000- 00000	MntRepFrnFixEqp				498.95	498.95-
11000- 2600- 54312- 0000- 068004- 0000- 00000	MntRepBlgsGrnds	1,000.00	1,000.00			1,000.00
11000- 2600- 54411- 0000- 068004- 0000- 00000	Electricity	6,300.00	6,300.00	3,308.81	4,434.37	1,443.18-
11000- 2600- 54412- 0000- 068004- 0000- 00000	NatGasBuildings	14,875.00	14,875.00	12,883.79	2,672.34	681.13-
11000- 2600- 54415- 0000- 068004- 0000- 00000	Water/Sewage	14,333.00	14,333.00	7,587.89	7,645.03	899.92-
11000- 2600- 54416- 0000- 068004- 0000- 00000	CommunicatnSvcs	7,818.00	7,818.00	3,155.35	3,583.99	1,078.66
11000- 2600- 54610- 0000- 068004- 0000- 00000	RentLandBldngs	49,250.00	49,250.00	36,550.00	12,550.00	150.00
11000- 2600- 55200- 0000- 068004- 0000- 00000	PropertyLiablns	10,439.00	10,439.00	149.89	10,289.11	
11000- 2600- 56118- 0000- 068004- 0000- 00000	GenSuppliesMats	6,500.00	6,500.00	216.31	3,363.21	2,920.48
11000- 2600- 56119- 0000- 068004- 0000- 00000	SupAsst<5k	750.00	750.00			750.00
Total for Func 2600 and Expense accounts		152,376.00	152,376.00	84,397.70	65,818.98	2,159.32
Selection Grouped by Account Type, Filtered by User Permissions, (Org = 180, Online/Offline = N, Period = 7, UnPosted JEs? = N, Assets and Liabilities? = N, Restricted Accts? = Y, Objct = 5, Obj Digits = 0, Page Break Lvl =)						SCHOOLABILITY

Balances through 01/31/2024						Fiscal Year 2023/24
Funds- Func- Obj ct - Pr gm- Locat n- JbCl - Opt nl	Description	Adopted Budget	Revised Budget	Encumbered	Expenditure	Account Balance
Funds 11000 - Operational, Func 2700 - StudentTranspntn						
11000- 2700- 51100- 0000- 068004- 1622- 00000	SalariesExpense, Bus Drive	5,636.00	9,016.00	4,357.42	4,074.30	584.28
11000- 2700- 51300- 0000- 068004- 1622- 00000	AddtnlCompenstn, Bus Drive		360.00		360.00	
11000- 2700- 52111- 0000- 068004- 1622- 00000	EducRetirement	1,023.00	1,702.00	790.87	804.83	106.30
11000- 2700- 52112- 0000- 068004- 1622- 00000	ERARetireeHlth	113.00	188.00	87.15	88.68	12.17
11000- 2700- 52210- 0000- 068004- 1622- 00000	FICA Payments	350.00	582.00	270.16	274.92	36.92
11000- 2700- 52220- 0000- 068004- 1622- 00000	MedicarePaymnts	82.00	136.00	63.18	64.30	8.52
11000- 2700- 52312- 0000- 068004- 1622- 00000	Life	32.00	33.00	18.72	14.40	.12-
11000- 2700- 52710- 0000- 068004- 1622- 00000	WorkersCompPrem	57.00	301.00	4.32	296.68	
11000- 2700- 52720- 0000- 068004- 1622- 00000	WorkrsCompERFee	10.00	10.00	2.30	4.60	3.10
11000- 2700- 54314- 0000- 068004- 0000- 00000	MntRepBuses	2,500.00	2,500.00		896.65	1,603.35
11000- 2700- 55200- 0000- 068004- 0000- 00000	PropertyLiablns	750.00	750.00	10.77	739.23	
11000- 2700- 56211- 0000- 068004- 0000- 00000	Gasoline	2,000.00	2,000.00	1,641.99	358.01	
Total for Func 2700 and Expense accounts		12,553.00	17,578.00	7,246.88	7,976.60	2,354.52
Funds 11000 - Operational, Func 2900 - Oth Suppt Svcs						
11000- 2900- 58219- 0000- 068004- 0000- 00000	PayStMchMedcad	1,000.00	1,000.00			1,000.00
Total for Func 2900 and Expense accounts		1,000.00	1,000.00	.00	.00	1,000.00
Funds 11000 - Operational, Func 3100 - FoodSvcsOpertns						
11000- 3100- 51300- 0000- 068004- 1617- 00000	AddtnlCompenstn, Food Serv	9,000.00	9,000.00	1,800.00	8,653.33	1,453.33-
11000- 3100- 52111- 0000- 068004- 1617- 00000	EducRetirement	1,634.00	1,634.00	326.70	1,570.59	263.29-
11000- 3100- 52112- 0000- 068004- 1617- 00000	ERARetireeHlth	180.00	180.00	36.00	173.07	29.07-
11000- 3100- 52210- 0000- 068004- 1617- 00000	FICA Payments	558.00	558.00	111.69	536.62	90.31-
11000- 3100- 52220- 0000- 068004- 1617- 00000	MedicarePaymnts	131.00	131.00	26.10	125.47	20.57-
11000- 3100- 52312- 0000- 068004- 1617- 00000	Life				2.64	2.64-
Total for Func 3100 and Expense accounts		11,503.00	11,503.00	2,300.49	11,061.72	1,859.21-
Total for Funds 11000		1,700,572.00	1,700,572.00	755,333.32	766,624.85	178,613.83
Funds 23000 - StudentActivity, Func 1000 - Instruction						
23000- 1000- 56118- 1010- 068004- 0000- 00000	GenSuppliesMats	3,231.00	3,231.00		201.00	3,030.00
Total for Funds 23000, Func 1000 and Expense accounts		3,231.00	3,231.00	.00	201.00	3,030.00
Funds 24101 - Title I - IASA, Func 1000 - Instruction						
24101- 1000- 51100- 1010- 068004- 1711- 00000	SalariesExpense, InstAssts	11,286.00	11,286.00	6,784.31	6,471.21	1,969.52-
24101- 1000- 51300- 1010- 068004- 1621- 00000	AddtnlCompenstn, Summer/Af	1,000.00	1,000.00			1,000.00
24101- 1000- 52111- 1010- 068004- 1621- 00000	EducRetirement	182.00	182.00			182.00
24101- 1000- 52111- 1010- 068004- 1711- 00000	EducRetirement	3,229.00	3,229.00	1,231.36	1,174.52	823.12
24101- 1000- 52112- 1010- 068004- 1621- 00000	ERARetireeHlth	20.00	20.00			20.00
24101- 1000- 52112- 1010- 068004- 1711- 00000	ERARetireeHlth	356.00	356.00	135.72	129.46	90.82
Selection Grouped by Account Type, Filtered by User Permissions, (Org = 180, Online/Offline = N, Period = 7, UnPosted JEs? = N, Assets and Liabilities? = N, Restricted Accts? = Y, Objct = 5, Obj Digits = 0, Page Break Lvl =)						

Balances through 01/31/2024						Fiscal Year 2023/24
Funds- Func- Obj ct - Pr gm- Locat n- Jb Cl - Opt nl	Description	Adopted Budget	Revised Budget	Encumbered	Expenditure	Account Balance
Funds 24101 - Title I - IASA, Func 1000 - Instruction (continued)						
24101- 1000- 52210- 1010- 068004- 1621- 00000	FICA Payments	62.00	62.00			62.00
24101- 1000- 52210- 1010- 068004- 1711- 00000	FICA Payments	1,103.00	1,103.00	420.55	401.19	281.26
24101- 1000- 52220- 1010- 068004- 1621- 00000	MedicarePaymnts	15.00	15.00			15.00
24101- 1000- 52220- 1010- 068004- 1711- 00000	MedicarePaymnts	258.00	258.00	98.28	93.80	65.92
24101- 1000- 52312- 1010- 068004- 1711- 00000	Life	32.00	32.00	9.36	9.94	12.70
24101- 1000- 52710- 1010- 068004- 1711- 00000	WorkersCompPrem	447.00	447.00	6.42	440.58	
24101- 1000- 52720- 1010- 068004- 1711- 00000	WorkrsCompERFee	10.00	10.00	1.15	2.30	6.55
Total for Funds 24101, Func 1000 and Expense accounts		18,000.00	18,000.00	8,687.15	8,723.00	589.85
Funds 24106 - IDEABentitlemnt, Func 1000 - Instruction						
24106- 1000- 51100- 2000- 068004- 1412- 00000	SalariesExpense,Teachers	25,355.00	25,355.00	8,507.98	7,199.06	9,647.96
24106- 1000- 52111- 2000- 068004- 1412- 00000	EducRetirement	2,744.00	2,744.00	1,544.14	1,306.59	106.73-
24106- 1000- 52112- 2000- 068004- 1412- 00000	ERARetireeHlth	303.00	303.00	170.17	143.99	11.16-
24106- 1000- 52210- 2000- 068004- 1412- 00000	FICA Payments	938.00	938.00	527.54	446.38	35.92-
24106- 1000- 52220- 2000- 068004- 1412- 00000	MedicarePaymnts	220.00	220.00	123.37	104.39	7.76-
24106- 1000- 52312- 2000- 068004- 1412- 00000	Life	32.00	32.00	4.42	4.03	23.55
24106- 1000- 52710- 2000- 068004- 1412- 00000	WorkersCompPrem	185.00	185.00	17.46	1,198.54	1,031.00-
24106- 1000- 52720- 2000- 068004- 1412- 00000	WorkrsCompERFee	10.00	10.00	.55	1.10	8.35
Total for Funds 24106, Func 1000 and Expense accounts		29,787.00	29,787.00	10,895.63	10,404.08	8,487.29
Funds 24154 - TchPrinTrainRec, Func 1000 - Instruction						
24154- 1000- 51300- 1010- 068004- 1411- 00000	AddtnlCompenstn,Teachers	1,000.00	2,000.00		2,000.00	
24154- 1000- 52111- 1010- 068004- 1411- 00000	EducRetirement	182.00	363.00			363.00
24154- 1000- 52112- 1010- 068004- 1411- 00000	ERARetireeHlth	20.00	40.00			40.00
24154- 1000- 52210- 1010- 068004- 1411- 00000	FICA Payments	62.00	124.00		123.99	.01
24154- 1000- 52220- 1010- 068004- 1411- 00000	MedicarePaymnts	15.00	29.00		28.95	.05
Total for Func 1000 and Expense accounts		1,279.00	2,556.00	.00	2,152.94	403.06
Funds 24154 - TchPrinTrainRec, Func 2200 - Suppt Svcs Inst						
24154- 2200- 53330- 0000- 068004- 0000- 00000	ProfessDevelop	3,721.00	2,444.00			2,444.00
Total for Func 2200 and Expense accounts		3,721.00	2,444.00	.00	.00	2,444.00
Total for Funds 24154		5,000.00	5,000.00	.00	2,152.94	2,847.06
Funds 24330 - ESSER III, Func 1000 - Instruction						
24330- 1000- 51100- 1010- 068004- 1411- 00000	SalariesExpense,Teachers	44,373.00	44,373.00	21,666.71	19,166.71	3,539.58
24330- 1000- 51100- 1010- 068004- 1711- 00000	SalariesExpense,InstAssts	25,750.00	25,750.00	13,947.96	11,802.12	.08-
24330- 1000- 52111- 1010- 068004- 1411- 00000	EducRetirement	8,054.00	8,054.00	3,932.50	3,478.76	642.74
24330- 1000- 52111- 1010- 068004- 1711- 00000	EducRetirement	4,674.00	4,674.00	2,531.62	2,142.09	.29
24330- 1000- 52112- 1010- 068004- 1411- 00000	ERARetireeHlth	888.00	888.00	433.42	383.40	71.18

Selection Grouped by Account Type, Filtered by User Permissions, (Org = 180, Online/Offline = N, Period = 7, UnPosted JE? = N, Assets and Liabilities? = N, Restricted Accts? = Y, Objct = 5, Obj Digits = 0, Page Break Lvl =)

Balances through 01/31/2024 **Fiscal Year 2023/24**

Funds- Func- Obj ct - Pr gm- Locat n- JbCl - Opt nl	Description	Adopted Budget	Revised Budget	Encumbered	Expenditure	Account Balance
Funds 24330 - ESSER III, Func 1000 - Instruction (continued)						
24330- 1000- 52112- 1010- 068004- 1711- 00000	ERARetireeHlth	515.00	515.00	278.98	236.06	.04-
24330- 1000- 52210- 1010- 068004- 1411- 00000	FICA Payments	2,752.00	2,752.00	1,267.76	1,165.14	319.10
24330- 1000- 52210- 1010- 068004- 1711- 00000	FICA Payments	1,597.00	1,597.00	864.76	731.72	.52
24330- 1000- 52220- 1010- 068004- 1411- 00000	MedicarePaymnts	644.00	644.00	296.53	272.51	74.96
24330- 1000- 52220- 1010- 068004- 1711- 00000	MedicarePaymnts	374.00	374.00	202.28	171.16	.56
24330- 1000- 52311- 1010- 068004- 1411- 00000	Hth&MedPremiums			2,715.96	1,086.32	3,802.28-
24330- 1000- 52312- 1010- 068004- 1411- 00000	Life	32.00	32.00	14.95	14.43	2.62
24330- 1000- 52312- 1010- 068004- 1711- 00000	Life	32.00	32.00	18.72	17.04	3.76-
24330- 1000- 52313- 1010- 068004- 1411- 00000	Dental			104.13	38.49	142.62-
24330- 1000- 52314- 1010- 068004- 1411- 00000	Vision			22.75	7.63	30.38-
24330- 1000- 52315- 1010- 068004- 1411- 00000	Disability			87.97	20.30	108.27-
24330- 1000- 52710- 1010- 068004- 1411- 00000	WorkersCompPrem	445.00	445.00	7.51	515.49	78.00-
24330- 1000- 52710- 1010- 068004- 1711- 00000	WorkersCompPrem	259.00	259.00	4.58	314.42	60.00-
24330- 1000- 52720- 1010- 068004- 1411- 00000	WorkrsCompERFee	10.00	10.00	1.84	3.68	4.48
24330- 1000- 52720- 1010- 068004- 1711- 00000	WorkrsCompERFee	10.00	10.00	2.30	4.60	3.10
Total for Func 1000 and Expense accounts		90,409.00	90,409.00	48,403.23	41,572.07	433.70

Funds 24330 - ESSER III, Func 2100 - SuppSvcsStudnts						
24330- 2100- 51100- 0000- 068004- 1218- 00000	SalariesExpense,Sch/Stude	15,000.00	15,000.00			15,000.00
24330- 2100- 51100- 2000- 068004- 1315- 00000	SalariesExpense,Psych/Cou	55,000.00	55,000.00	33,854.21	19,414.41	1,731.38
24330- 2100- 52111- 0000- 068004- 1218- 00000	EducRetirement	2,723.00	2,723.00			2,723.00
24330- 2100- 52111- 2000- 068004- 1315- 00000	EducRetirement	9,983.00	9,983.00	6,144.58	3,523.72	314.70
24330- 2100- 52112- 0000- 068004- 1218- 00000	ERARetireeHlth	300.00	300.00			300.00
24330- 2100- 52112- 2000- 068004- 1315- 00000	ERARetireeHlth	1,100.00	1,100.00	677.04	388.26	34.70
24330- 2100- 52210- 0000- 068004- 1218- 00000	FICA Payments	930.00	930.00			930.00
24330- 2100- 52210- 2000- 068004- 1315- 00000	FICA Payments	3,410.00	3,410.00	1,996.54	1,128.84	284.62
24330- 2100- 52220- 0000- 068004- 1218- 00000	MedicarePaymnts	218.00	218.00			218.00
24330- 2100- 52220- 2000- 068004- 1315- 00000	MedicarePaymnts	798.00	798.00	466.96	264.03	67.01
24330- 2100- 52311- 2000- 068004- 1315- 00000	Hth&MedPremiums	10,397.00	10,397.00			10,397.00
24330- 2100- 52312- 0000- 068004- 1218- 00000	Life	32.00	32.00			32.00
24330- 2100- 52312- 2000- 068004- 1315- 00000	Life	32.00	32.00	18.72	15.00	1.72-
24330- 2100- 52313- 2000- 068004- 1315- 00000	Dental	386.00	386.00			386.00
24330- 2100- 52314- 2000- 068004- 1315- 00000	Vision	128.00	128.00			128.00
24330- 2100- 52315- 2000- 068004- 1315- 00000	Disability			117.78	86.07	203.85-
24330- 2100- 52710- 0000- 068004- 1218- 00000	WorkersCompPrem	151.00	151.00	2.17	148.83	
24330- 2100- 52710- 2000- 068004- 1315- 00000	WorkersCompPrem	594.00	594.00	8.53	585.47	
24330- 2100- 52720- 0000- 068004- 1218- 00000	WorkrsCompERFee	10.00	10.00			10.00

Selection Grouped by Account Type, Filtered by User Permissions, (Org = 180, Online/Offline = N, Period = 7, UnPosted JE? = N, Assets and Liabilities? = N, Restricted Accts? = Y, Objct = 5, Obj Digits = 0, Page Break Lvl =)



Balances through 01/31/2024						Fiscal Year 2023/24
Funds- Func- Obj ct - Pr gm- Locat n- JbCl - Opt nl	Description	Adopted Budget	Revised Budget	Encumbered	Expenditure	Account Balance
Funds 24330 - ESSER III, Func 2100 - SuppSvcsStudnts (continued)						
24330-2100-52720-2000-068004-1315-00000	WorkrsCompERFee	10.00	10.00	2.30	4.60	3.10
Total for Func 2100 and Expense accounts		101,202.00	101,202.00	43,288.83	25,559.23	32,353.94
Funds 24330 - ESSER III, Func 2600 - Op&MaintofPlant						
24330-2600-56119-0000-068004-0000-00000	SupAsst<5k	9,673.00	9,673.00			9,673.00
Total for Func 2600 and Expense accounts		9,673.00	9,673.00	.00	.00	9,673.00
Total for Funds 24330		201,284.00	201,284.00	91,692.06	67,131.30	42,460.64
Funds 25153 - TitleXIX-3/21Yr, Func 1000 - Instruction						
25153-1000-55915-1010-068004-0000-00000	OthContractSvcs	1,912.00	1,912.00			1,912.00
Total for Func 1000 and Expense accounts		1,912.00	1,912.00	.00	.00	1,912.00
Funds 25153 - TitleXIX-3/21Yr, Func 2100 - SuppSvcsStudnts						
25153-2100-53212-2000-068004-0000-00000	SpeechThrpsCont	11,000.00	11,000.00			11,000.00
25153-2100-53213-2000-068004-0000-00000	OccThrpstCont	16,422.00	16,422.00			16,422.00
25153-2100-55813-2000-068004-0000-00000	EmpTravNonTeach	150.00	150.00			150.00
25153-2100-55915-0000-068004-0000-00000	OthContractSvcs				10.97	10.97-
Total for Func 2100 and Expense accounts		27,572.00	27,572.00	.00	10.97	27,561.03
Funds 25153 - TitleXIX-3/21Yr, Func 2500 - Central Svcs						
25153-2500-55914-0000-068004-0000-00000	CntrctsIntrAgcy	500.00	500.00	410.78	89.22	
Total for Func 2500 and Expense accounts		500.00	500.00	410.78	89.22	.00
Total for Funds 25153		29,984.00	29,984.00	410.78	100.19	29,473.03
Funds 26107 - RECDistFisclAgt, Func 2100 - SuppSvcsStudnts						
26107-2100-51300-0000-068004-1218-00000	AddtnlCompenstn,Sch/Stude		3,900.00			3,900.00
26107-2100-52111-0000-068004-1218-00000	EducRetirement		708.00			708.00
26107-2100-52112-0000-068004-1218-00000	ERARetireeHlth		78.00			78.00
26107-2100-52210-0000-068004-1218-00000	FICA Payments		242.00			242.00
26107-2100-52220-0000-068004-1218-00000	MedicarePaymnts		72.00			72.00
26107-2100-56118-0000-068004-0000-00000	GenSuppliesMats			1,644.90		1,644.90-
26107-2100-56119-0000-068004-0000-00000	SupAsst<5k		10,000.00	8,290.67	64.23	1,645.10
Total for Funds 26107, Func 2100 and Expense accounts		.00	15,000.00	9,935.57	64.23	5,000.20
Funds 27107 - 2012GOBondSB66, Func 2200 - Suppt Svcs Inst						
27107-2200-56114-0000-068004-0000-00000	LibraryAudioVis		3,121.00			3,121.00
Total for Funds 27107, Func 2200 and Expense accounts		.00	3,121.00	.00	.00	3,121.00
Funds 27109 - Inst. Materials, Func 1000 - Instruction						
27109-1000-56111-1010-068004-0000-00000	InsMatCsh50%Txb	1,729.00	1,729.00			1,729.00
Total for Funds 27109, Func 1000 and Expense accounts		1,729.00	1,729.00	.00	.00	1,729.00

Selection Grouped by Account Type, Filtered by User Permissions, (Org = 180, Online/Offline = N, Period = 7, UnPosted JEs? = N, Assets and Liabilities? = N, Restricted Accts? = Y, Objct = 5, Obj Digits = 0, Page Break Lvl =)

Balances through 01/31/2024						Fiscal Year 2023/24	
Funds- Func- Obj ct - Pr gm- Locat n- JbCl - Opt nl	Description	Adopted Budget	Revised Budget	Encumbered	Expenditure	Account Balance	
Funds 27114 - NMReadstoLeadK3, Func 1000 - Instruction							
27114- 1000- 53711- 1010- 068004- 0000- 00000	Other Charges		10,000.00			10,000.00	
27114- 1000- 56113- 1010- 068004- 0000- 00000	Software		5,000.00			5,000.00	
27114- 1000- 56118- 1010- 068004- 0000- 00000	GenSuppliesMats		10,000.00			10,000.00	
Total for Funds 27114, Func 1000 and Expense accounts		.00	25,000.00	.00	.00	25,000.00	
Funds 27126 - Community Sch, Func 2100 - SuppSvcsStudnts							
27126- 2100- 52710- 0000- 068004- 1211- 00000	WorkersCompPrem			8.17		8.17-	
Total for Funds 27126, Func 2100 and Expense accounts		.00	.00	8.17	.00	8.17-	
Funds 27202 - OpenSciExplni, Func 1000 - Instruction							
27202- 1000- 56118- 1010- 068004- 0000- 00000	GenSuppliesMats	5,100.00	5,100.00			5,100.00	
Total for Funds 27202, Func 1000 and Expense accounts		5,100.00	5,100.00	.00	.00	5,100.00	
Funds 27407 - Family Inc Ind, Func 2100 - SuppSvcsStudnts							
27407- 2100- 51100- 0000- 068004- 1218- 00000	SalariesExpense,Sch/Stude	22,001.00	22,001.00		6,714.40	15,286.60	
27407- 2100- 52111- 0000- 068004- 1218- 00000	EducRetirement	3,994.00	3,994.00		1,218.68	2,775.32	
27407- 2100- 52112- 0000- 068004- 1218- 00000	ERARetireeHlth	441.00	441.00		134.29	306.71	
27407- 2100- 52210- 0000- 068004- 1218- 00000	FICA Payments	1,365.00	1,365.00		416.30	948.70	
27407- 2100- 52220- 0000- 068004- 1218- 00000	MedicarePaymnts	320.00	320.00		97.36	222.64	
27407- 2100- 52312- 0000- 068004- 1218- 00000	Life				11.52	11.52-	
27407- 2100- 52720- 0000- 068004- 1218- 00000	WorkrsCompERFee				2.30	2.30-	
27407- 2100- 53711- 0000- 068004- 0000- 00000	Other Charges	16,669.00	16,669.00			16,669.00	
27407- 2100- 56113- 0000- 068004- 0000- 00000	Software				950.00	950.00-	
Total for Funds 27407, Func 2100 and Expense accounts		44,790.00	44,790.00	.00	9,544.85	35,245.15	
Funds 29102 - PrivDirGrntsCat, Func 1000 - Instruction							
29102- 1000- 56118- 1010- 068004- 0000- 00000	GenSuppliesMats	957.00	957.00			957.00	
Total for Funds 29102, Func 1000 and Expense accounts		957.00	957.00	.00	.00	957.00	
Funds 31400 - SpcCapOutlaySt, Func 4000 - Capital Outay							
31400- 4000- 56119- 0000- 068004- 0000- 00000	SupAsst<5k	1,663.00	1,663.00			1,663.00	
Total for Funds 31400, Func 4000 and Expense accounts		1,663.00	1,663.00	.00	.00	1,663.00	
Funds 31703 - CapImprvsSB9Loc, Func 4000 - Capital Outay							
31703- 4000- 56119- 0000- 068004- 0000- 00000	SupAsst<5k	44,318.00	44,318.00	62.45	27,265.17	16,990.38	
Total for Funds 31703, Func 4000 and Expense accounts		44,318.00	44,318.00	62.45	27,265.17	16,990.38	
Total for Org 180 - Rio Gallinas School for Ecology and the Arts		2,086,415.00	2,129,536.00	877,025.13	892,211.61	360,299.26	

Balances through 01/31/2024					Fiscal Year 2023/24	
Funds- Func- Obj ct - Pr gm- Locat n- JbCl - Opt nl	Description	Adopted Budget	Revised Budget	Revenue	Account Balance	
Funds 11000 - Operational, Func 0000 - None						
11000- 0000- 43101- 0000- 068004- 0000- 00000	StEqulzGuarantee	1,363,443.00	1,363,443.00	797,343.56	566,099.44	
11000- 0000- 46100- 0000- 068004- 0000- 00000	AccessBrdE-Rate			3,780.00	3,780.00-	
Total for Funds 11000, Func 0000 and Revenue accounts		1,363,443.00	1,363,443.00	801,123.56	562,319.44	
Funds 24101 - Title I - IASA, Func 0000 - None						
24101- 0000- 41924- 0000- 068004- 0000- 00000	FlowthrDistChtr	18,000.00	18,000.00	15,134.25	2,865.75	
Total for Funds 24101, Func 0000 and Revenue accounts		18,000.00	18,000.00	15,134.25	2,865.75	
Funds 24106 - IDEABEntitlemnt, Func 0000 - None						
24106- 0000- 41924- 0000- 068004- 0000- 00000	FlowthrDistChtr	29,787.00	29,787.00	14,214.61	15,572.39	
Total for Funds 24106, Func 0000 and Revenue accounts		29,787.00	29,787.00	14,214.61	15,572.39	
Funds 24154 - TchPrinTrainRec, Func 0000 - None						
24154- 0000- 41924- 0000- 068004- 0000- 00000	FlowthrDistChtr	5,000.00	5,000.00	5,415.88	415.88-	
Total for Funds 24154, Func 0000 and Revenue accounts		5,000.00	5,000.00	5,415.88	415.88-	
Funds 24308 - CRRSA, ESSER II, Func 0000 - None						
24308- 0000- 41924- 0000- 068004- 0000- 00000	FlowthrDistChtr			16,954.07	16,954.07-	
Total for Funds 24308, Func 0000 and Revenue accounts		.00	.00	16,954.07	16,954.07-	
Funds 24330 - ESSER III, Func 0000 - None						
24330- 0000- 41924- 0000- 068004- 0000- 00000	FlowthrDistChtr	201,284.00	201,284.00	83,289.58	117,994.42	
Total for Funds 24330, Func 0000 and Revenue accounts		201,284.00	201,284.00	83,289.58	117,994.42	
Funds 25153 - TitleXIX-3/21Yr, Func 0000 - None						
25153- 0000- 44301- 0000- 068004- 0000- 00000	OthResGtsFedDir	12,000.00	12,000.00	4,391.00	7,609.00	
Total for Funds 25153, Func 0000 and Revenue accounts		12,000.00	12,000.00	4,391.00	7,609.00	
Funds 26107 - RECDistFisclAgt, Func 0000 - None						
26107- 0000- 43214- 0000- 068004- 0000- 00000	InterGovCntREC		15,000.00	15,000.00		
Total for Funds 26107, Func 0000 and Revenue accounts		.00	15,000.00	15,000.00	.00	
Funds 27107 - 2012GOBondSB66, Func 0000 - None						
27107- 0000- 43202- 0000- 068004- 0000- 00000	StFlowThruGrant		3,121.00		3,121.00	
Total for Funds 27107, Func 0000 and Revenue accounts		.00	3,121.00	.00	3,121.00	
Funds 27109 - Inst. Materials, Func 0000 - None						
27109- 0000- 43202- 0000- 068004- 0000- 00000	StFlowThruGrant			1,729.04	1,729.04-	
27109- 0000- 43211- 0000- 068004- 0000- 00000	InstMatCash50%	1,729.00	1,729.00		1,729.00	
Total for Funds 27109, Func 0000 and Revenue accounts		1,729.00	1,729.00	1,729.04	.04-	

Selection Grouped by Account Type, Filtered by User Permissions, (Org = 180, Online/Offline = N, Period = 7, UnPosted JEs? = N, Assets and Liabilities? = N, Restricted Accts? = Y, Objct = 4, Obj Digits = 0, Page Break Lvl =)

Balances through 01/31/2024					Fiscal Year 2023/24	
Funds- Func- Obj ct - Pr gm- Locat n- JbCl - Opt nl	Description	Adopted Budget	Revised Budget	Revenue	Account Balance	
Funds 27114 - NMReadstoLeadK3, Func 0000 - None						
27114- 0000- 43202- 0000- 068004- 0000- 00000	StFlowThruGrant		25,000.00	26,918.02	1,918.02-	
Total for Funds 27114, Func 0000 and Revenue accounts		.00	25,000.00	26,918.02	1,918.02-	
Funds 27126 - Community Sch, Func 0000 - None						
27126- 0000- 43202- 0000- 068004- 0000- 00000	StFlowThruGrant			35,116.90	35,116.90-	
Total for Funds 27126, Func 0000 and Revenue accounts		.00	.00	35,116.90	35,116.90-	
Funds 27202 - OpenSciExplni, Func 0000 - None						
27202- 0000- 43202- 0000- 068004- 0000- 00000	StFlowThruGrant	5,100.00	5,100.00		5,100.00	
Total for Funds 27202, Func 0000 and Revenue accounts		5,100.00	5,100.00	.00	5,100.00	
Funds 27407 - Family Inc Ind, Func 0000 - None						
27407- 0000- 43202- 0000- 068004- 0000- 00000	StFlowThruGrant	44,790.00	44,790.00	39,801.42	4,988.58	
Total for Funds 27407, Func 0000 and Revenue accounts		44,790.00	44,790.00	39,801.42	4,988.58	
Funds 27516 - NMOutdoorClass, Func 0000 - None						
27516- 0000- 43202- 0000- 068004- 0000- 00000	StFlowThruGrant			8,857.83	8,857.83-	
Total for Funds 27516, Func 0000 and Revenue accounts		.00	.00	8,857.83	8,857.83-	
Funds 31200 - PubSchCapOutlay, Func 0000 - None						
31200- 0000- 43209- 0000- 068004- 0000- 00000	PSCOC Awards			12,000.00	12,000.00-	
Total for Funds 31200, Func 0000 and Revenue accounts		.00	.00	12,000.00	12,000.00-	
Funds 31400 - SpcCapOutlaySt, Func 0000 - None						
31400- 0000- 43202- 0000- 068004- 0000- 00000	StFlowThruGrant	1,663.00				
31400- 0000- 43204- 0000- 068004- 0000- 00000	PriorYearBalnce		1,663.00	4,323.00	2,660.00-	
Total for Funds 31400, Func 0000 and Revenue accounts		1,663.00	1,663.00	4,323.00	2,660.00-	
Funds 31703 - CapImprvsSB9Loc, Func 0000 - None						
31703- 0000- 43202- 0000- 068004- 0000- 00000	StFlowThruGrant			19,605.00	19,605.00-	
Total for Funds 31703, Func 0000 and Revenue accounts		.00	.00	19,605.00	19,605.00-	
Total for Org 180 - Rio Gallinas School for Ecology and the Arts		1,682,796.00	1,725,917.00	1,103,874.16	622,042.84	

Statement Date 01/31/2024

Cash Object 11011

Status Posted

Journal Entry #

Bank Statement Ending Balance	483,109.91	Service Charge	0.00
Less: Uncleared Payments	2,551.94	Interest Earned	0.00
Add: Uncleared Deposits	0.00		
Add: Uncleared Other	0.00	Cleared Payments	161,168.67
Adjusted Bank Balance	480,557.97	Cleared Deposits	129,033.22
System Cash Balance	480,557.97	Cleared Other	0.00
Add: Unposted Charges and Interest	0.00		
Revised System Cash Balance	480,557.97	Submitted By	BADONA, 02/12/2024
Difference	0.00	Posted By	ACRESS, 02/12/2024

Uncleared Payments

Issued	Check #	Check Amount	Pay To Name	Vendor ID	Emp ID	Bank Acct
08/10/23	12399	216.94	New Mexico Child Support Enforcement Divi:	010086		180MAIN
12/08/23	12537	216.94	New Mexico Child Support Enforcement Divi:	010086		180MAIN
12/22/23	12564	216.94	New Mexico Child Support Enforcement Divi:	010086		180MAIN
01/10/24	12572	216.94	New Mexico Child Support Enforcement Divi:	010086		180MAIN
01/25/24	12592	216.94	New Mexico Child Support Enforcement Divi:	010086		180MAIN
01/26/24	12593	1,317.24	Bank of America Purchase Card	000133		180MAIN
01/26/24	12595	150.00	MgR & Associates	010080		180MAIN
		<u>2,551.94</u>				

Cleared Payments

Issued	Check #	Check Amount	Cleared Amount	Difference	Cleared	Pay To Name	Vendor ID	Emp ID	Bank Acct
11/20/23	12530	5,051.48	5,051.48		01/31/24	DeAun Willoughby CPA, PC	010082		180MAIN
12/07/23	12540	2,165.46	2,165.46		01/31/24	Anastasia Murphy	010008		180MAIN
12/11/23	12551	120.00	120.00		01/31/24	Sunrise Kiwanis	010006		180MAIN
12/20/23	12565	1,459.97	1,459.97		01/31/24	Anastasia Murphy	010008		180MAIN
01/03/24	12580	2,594.43	2,594.43		01/31/24	NM RHC	900006		180MAIN
01/04/24	12573	8,565.15	8,565.15		01/31/24	ACES	000083		180MAIN
01/04/24	12574	86.30	86.30		01/31/24	City of Las Vegas	000019		180MAIN
01/04/24	12575	3,367.65	3,367.65		01/31/24	DeAun Willoughby CPA, PC	010082		180MAIN
01/04/24	12576	110.00	110.00		01/31/24	First United Presbyterian	000056		180MAIN
01/04/24	12577	256.84	256.84		01/31/24	Nations Best Holdings LLC	010109		180MAIN
01/04/24	12578	81.00	81.00		01/31/24	STATE OF NEW MEXICO	010104		180MAIN
01/04/24	12615	8,747.76	8,747.76		01/31/24	NMPSIA	900001		180MAIN
01/05/24	12581	24,761.15	24,761.15		01/31/24	NM Educational RetirementBoard	900005		180MAIN
01/10/24	12569	323.82	323.82		01/31/24	Joelle Lujan		000074	180MAIN
01/10/24	12570	835.50	835.50		01/31/24	Sylvia Mary Lou Sanchez		000088	180MAIN

Selection Grouped by Org, Cash Object, Statement Date - Sorted by Item date, Item #, (Org = 180, Cash Object IN ('11011'), Bank Statement Date = 1/31/2024, Uncleared Only? = No)



Statement Date 01/31/2024

Cash Object 11011

Status Posted

Journal Entry #

Cleared Payments (continued)

Issued	Check #	Check Amount	Cleared Amount	Difference	Cleared	Pay To Name	Vendor ID	Emp ID	Bank Acct
01/10/24	12571	8,372.57	8,372.57		01/31/24	EFTPS	900004		180MAIN
01/10/24	12582	2,321.36	2,321.36		01/31/24	NM Taxation/Revenue Department	900003		180MAIN
01/10/24	Batch 01/10/2024	25,624.23	25,624.23		01/31/24				180MAIN
01/16/24	12616	270.35	270.35		01/31/24	Pre-Paid Legal Services, Inc	010124		180MAIN
01/16/24	12617	90.30	90.30		01/31/24	New Mexico Taxation and Revenue Dep:	900013		180MAIN
01/16/24	12618	561.13	561.13		01/31/24	NM Dept of Workforce Solutions	900002		180MAIN
01/18/24	12583	1,746.44	1,746.44		01/31/24	City of Las Vegas	000019		180MAIN
01/18/24	12584	550.00	550.00		01/31/24	Cynthia Calloway	010119		180MAIN
01/18/24	12585	1,131.19	1,131.19		01/31/24	Plateau Telecommunications Inc	000220		180MAIN
01/18/24	12586	985.31	985.31		01/31/24	PNM	000049		180MAIN
01/18/24	12587	930.61	930.61		01/31/24	Sharp Electronics Corporation	000202		180MAIN
01/18/24	12588	64.23	64.23		01/31/24	Staples Contract & Comm. Inc.	000082		180MAIN
01/25/24	12589	598.73	598.73		01/31/24	Joelle Lujan		000074	180MAIN
01/25/24	12590	891.28	891.28		01/31/24	Sylvia Mary Lou Sanchez		000088	180MAIN
01/25/24	12591	8,737.48	8,737.48		01/31/24	EFTPS	900004		180MAIN
01/25/24	Batch 01/25/2024	26,396.75	26,396.75		01/31/24				180MAIN
01/26/24	12594	15.65	15.65		01/31/24	Cooperative Educational Svcs	000086		180MAIN
01/31/24	12619	23,354.55	23,354.55		01/31/24	NM Educational RetirementBoard	900005		180MAIN
		161,168.67	161,168.67						

Cleared Deposits

Deposited	Deposit #	Deposit Amount	Cleared Amount	Difference	Cleared	Bank Acct
01/03/24	Batch 01/03/2024	87.30	87.30		01/31/24	180MAIN
01/12/24	Batch 01/12/2024	113,953.89	113,953.89		01/31/24	180MAIN
01/19/24	Batch 01/19/2024	10.00	10.00		01/31/24	180MAIN
01/29/24	Batch 01/29/2024	14,914.13	14,914.13		01/31/24	180MAIN
01/30/24	Batch 01/30/2024	67.90	67.90		01/31/24	180MAIN
		129,033.22	129,033.22			

Selection Grouped by Org, Cash Object, Statement Date - Sorted by Item date, Item #, (Org = 180, Cash Object IN ('11011'), Bank Statement Date = 1/31/2024, Uncleared Only? = No)



RIO GALLINAS SCHOOL FOR ECOLOGY AND THE
2730 ROMERO ST
LAS VEGAS NM 87701

Jan 31, 2024

Pg 1 of 2

Regular Public Checking			
01/01/2024	Beginning Balance		515,245.36
	5 Deposits/Other Credits	+	129,033.22
	33 Checks/Other Debits	-	161,168.67
01/31/2024	Ending Balance	31 Days in Statement Period	483,109.91

----- Deposits/Other Credits -----

01/03/2024	ACH Deposit		87.30
	NM HSD-MCAID ACH HCCLAIMPMT		
01/12/2024	Wire Deposit		113,953.89
	WEST LAS VEGAS SCHOOLS Wires		
01/19/2024	Deposit		10.00
01/29/2024	Deposit		14,914.13
01/30/2024	ACH Deposit		67.90
	NM HSD-MCAID ACH HCCLAIMPMT		

----- Checks listed in numerical order; (*) indicates gap in sequence -----

Check	Date	Amount	Check	Date	Amount
12530	01/05	5,051.48	12578	01/10	81.00
12540*	01/16	2,165.46	12583*	01/25	1,746.44
12551*	01/17	120.00	12584	01/22	550.00
12565*	01/16	1,459.97	12585	01/23	1,131.19
12569*	01/10	323.82	12586	01/23	985.31
12570	01/11	835.50	12587	01/26	930.61
12573*	01/10	8,565.15	12588	01/25	64.23
12574	01/18	86.30	12589	01/25	598.73
12575	01/12	3,367.65	12590	01/29	891.28
12576	01/09	110.00	12594*	01/30	15.65
12577	01/11	256.84			

----- Other Debits -----

01/04/2024	ACH Payment	RIO GALLINAS SCH RHC	2,594.43
01/04/2024	ACH Payment		8,747.76
	RIO GALLINAS SCH NMPSIA Mon		
01/08/2024	ACH Payment	NMERB WEB PAY	24,761.15
01/10/2024	ACH Payment		8,372.57
	IRS USATAXPYMT		
01/10/2024	ACH Payment		25,624.23
	Rio Gallinas Sch PAYROLL ACH File		
01/11/2024	ACH Payment	TAX_REV_WWT_ECKS TRD PMNT	2,321.36
01/12/2024	ACH Payment		561.13
	STATE OF NM DWS UI PAYMENT		
01/16/2024	ACH Payment	TAX_REV_WKC_ECKS TRD PMNT	90.30
01/16/2024	ACH Payment	LEGALSHIELD GRP PAYMT	270.35
01/25/2024	ACH Payment		8,737.48
	IRS USATAXPYMT		
01/25/2024	ACH Payment		26,396.75
	Rio Gallinas Sch PAYROLL ACH File		

RIO GALLINAS SCHOOL FOR ECOLOGY AND THE

Jan 31, 2024

Pg 2 of 2

01/31/2024 ACH Payment NMERB WEB PAY 23,354.55

	Total For This Period	Total Year-to-Date	Previous Year Total
Total Overdraft Fees	\$.00	\$.00	\$.00
Total Returned Item Fees	\$.00	\$.00	\$.00

----- Daily Ending Balance -----

01/01	515,245.36	01/11	427,687.37	01/23	530,863.60
01/03	515,332.66	01/12	537,712.48	01/25	493,319.97
01/04	503,990.47	01/16	533,726.40	01/26	492,389.36
01/05	498,938.99	01/17	533,606.40	01/29	506,412.21
01/08	474,177.84	01/18	533,520.10	01/30	506,464.46
01/09	474,067.84	01/19	533,530.10	01/31	483,109.91
01/10	431,101.07	01/22	532,980.10		