

**Rio Gallinas School for Ecology and the Arts**  
**Financial Update**  
**November 13, 2023**

**A. BARs**

	BAR #	Fund Description	Reason/Type	Amount
1	068-004-2324-0005-IB	27107 - GOB Library	Initial Budget	\$ 3,121
2	068-004-2324-0006-IB	26107 - REC/District Fiscal Agent	Initial Budget	\$ 15,000
3	068-004-2324-0007-IB	27126 - Community Schools Planning Grant	Initial Budget	\$ 150,000
4	068-004-2324-0008-T	11000 - Operational	Transfer	\$ -

**B. Payroll & Accounts Payable Payment Vouchers**

1 October 2023

**C. Financial Statement Reports - as of October 31, 2023**

1 Financial Analysis  
 2 Bank Reconciliation

**D. Other**

Must submit backup for all BARs, except transfers of funds for SEG or direct grants

**STATE OF NEW MEXICO**  
**PUBLIC EDUCATION DEPARTMENT**  
 300 Don Gaspar Santa Fe, NM 87501-2786  
**Budget Adjustment Request**

Page 2 of 39  
 Doc. ID: 068-004-2324-0005-IB  
 Fund Type: Capital Outlay  
 Adjustment Type: Initial Budget

Fiscal Year: 2023-2024

Entity Name: Rio Gallinas Sch For Ecology & The Arts

Adjustment Changes Intent/Scope of Program Yes or No?: No

Contact: Anna Cress, Business Manager

Total Approved Budget (Flowthrough):

Phone: 505-999-8313

Email: anna@k12accounting.com

<b>FLOWTHROUGH ONLY</b>	Budget Period: 2023-07-01	To: 2024-06-30
A. Approved Carryover:		
B. Total Current Year Allocation:		
D. Total Funding Available:		

Revenue 27107.0000.43202      \$3,121

Fund	Function	Object	Program	Location	Job Class	Present Budget	Adj Amt Exp	Adj Budget	ADD'L FTE
27107 27107 GOB Library	2200 Support Services- Instruction	56118 General Supplies and Materials	0000 No Program	068004 Rio Gallinas Sch For Ecology & The Arts	0000 No Job Class		\$3,121	\$3,121	
Sub Total							\$3,121		
Indirect Cost									
<b>DOC. TOTAL</b>							\$3,121		

**Justification:**

FY24 Initial Budget

Compliance with Sections 10-15-1 and 22-8-12, NMSA, 1978 Compilation:

A. The requested budget/changes were authorized at a scheduled Board of Education or Governance Council meeting open to the public on:

B. Justification for the transfer: Explanation such as "underbudgeted", "insufficient budget", or "needed to close out Project" ARE NOT ACCEPTABLE. Attach additional sheets if necessary.

ALL TRANSFER BARS MUST NET OUT TO ZERO ON THE DOC. TOTAL LINE.

Must submit backup for all BARs, except transfers of funds for SEG or direct grants

**STATE OF NEW MEXICO**  
**PUBLIC EDUCATION DEPARTMENT**  
**300 Don Gaspar Santa Fe, NM 87501-2786**  
**Budget Adjustment Request**

Fund Type: Direct Grant

Adjustment Type: Initial Budget

Fiscal Year: 2023-2024

Entity Name: Rio Gallinas Sch For Ecology & The Arts

Adjustment Changes Intent/Scope of Program Yes or No?: No

Contact: Anna Cress, Business Manager

Total Approved Budget (Flowthrough):

Phone: 505-999-8313

Email: anna@k12accounting.com

<b>FLOWTHROUGH ONLY</b>	
Budget Period: 2023-07-01	To: 2024-06-30
A. Approved Carryover:	
B. Total Current Year Allocation:	
D. Total Funding Available:	

Revenue 26107.0000.43214      \$15,000

Fund	Function	Object	Program	Location	Job Class	Present Budget	Adj Amt Exp	Adj Budget	ADD'L FTE
26107 REC/District Fiscal Agent	2100 Support Services-Students	51300 Additional Compensation	0000 No Program	068004 Rio Gallinas Sch For Ecology & The Arts	1218 School/Student Support		\$3,900	\$3,900	
26107 REC/District Fiscal Agent	2100 Support Services-Students	52111 Educational Retirement	0000 No Program	068004 Rio Gallinas Sch For Ecology & The Arts	1218 School/Student Support		\$708	\$708	
26107 REC/District Fiscal Agent	2100 Support Services-Students	52112 ERA - Retiree Health	0000 No Program	068004 Rio Gallinas Sch For Ecology & The Arts	1218 School/Student Support		\$78	\$78	
26107 REC/District Fiscal Agent	2100 Support Services-Students	52210 FICA Payments	0000 No Program	068004 Rio Gallinas Sch For Ecology & The Arts	1218 School/Student Support		\$242	\$242	
26107 REC/District Fiscal Agent	2100 Support Services-Students	52220 Medicare Payments	0000 No Program	068004 Rio Gallinas Sch For Ecology & The Arts	1218 School/Student Support		\$72	\$72	
26107 REC/District Fiscal Agent	2100 Support Services-Students	56119 Supply Assets (\$5,000 or less).	0000 No Program	068004 Rio Gallinas Sch For Ecology & The Arts	0000 No Job Class		\$10,000	\$10,000	
Sub Total							\$15,000		
<b>Indirect Cost</b>									
<b>DOC. TOTAL</b>							\$15,000		

**Justification:**

Initial FY24 Budget

Compliance with Sections 10-15-1 and 22-8-12, NMSA, 1978 Compilation:

A. The requested budget/changes were authorized at a scheduled Board of Education or Governance Council meeting open to the public on:

B. Justification for the transfer: Explanation such as "underbudgeted", "insufficient budget", or "needed to close out Project" ARE NOT ACCEPTABLE. Attach additional sheets if necessary.

ALL TRANSFER BARS MUST NET OUT TO ZERO ON THE DOC. TOTAL LINE.

Must submit backup for all BARs, except transfers of funds for SEG or direct grants

**STATE OF NEW MEXICO**  
**PUBLIC EDUCATION DEPARTMENT**  
**300 Don Gaspar Santa Fe, NM 87501-2786**  
**Budget Adjustment Request**

Fund Type: Flowthrough

Adjustment Type: Initial Budget

Fiscal Year: 2023-2024

Entity Name: Rio Gallinas Sch For Ecology & The Arts

Adjustment Changes Intent/Scope of Program Yes or No?: No

Contact: Anna Cress, Business Manager

Total Approved Budget (Flowthrough):

Phone: 505-999-8313

Email: anna@k12accounting.com

<b>FLOWTHROUGH ONLY</b>	
Budget Period: 07/01/2023	To: 06/30/2024
A. Approved Carryover:	
B. Total Current Year Allocation:	
D. Total Funding Available:	

Revenue 27126.0000.43202 \$150,000

Fund	Function	Object	Program	Location	Job Class	Present Budget	Adj Amt Exp	Adj Budget	ADD'L FTE
27126	2100 Support Services-Students	51100 Salaries Expense	0000 No Program	068004 Rio Gallinas Sch For Ecology & The Arts	1211 Coordinator/Subject Matter Specialist		\$55,000	\$55,000	1.00
27126	2100 Support Services-Students	52111 Educational Retirement	0000 No Program	068004 Rio Gallinas Sch For Ecology & The Arts	1211 Coordinator/Subject Matter Specialist		\$9,983	\$9,983	
27126	2100 Support Services-Students	52112 ERA - Retiree Health	0000 No Program	068004 Rio Gallinas Sch For Ecology & The Arts	1211 Coordinator/Subject Matter Specialist		\$1,100	\$1,100	
27126	2100 Support Services-Students	52210 FICA Payments	0000 No Program	068004 Rio Gallinas Sch For Ecology & The Arts	1211 Coordinator/Subject Matter Specialist		\$3,410	\$3,410	
27126	2100 Support Services-Students	52220 Medicare Payments	0000 No Program	068004 Rio Gallinas Sch For Ecology & The Arts	1211 Coordinator/Subject Matter Specialist		\$798	\$798	
27126	2100 Support Services-Students	52311 Health and Medical Premiums	0000 No Program	068004 Rio Gallinas Sch For Ecology & The Arts	1211 Coordinator/Subject Matter Specialist		\$11,090	\$11,090	
27126	2100 Support Services-Students	52312 Life	0000 No Program	068004 Rio Gallinas Sch For Ecology & The Arts	1211 Coordinator/Subject Matter Specialist		\$32	\$32	
27126	2100 Support Services-Students	55915 Other Contract Services	0000 No Program	068004 Rio Gallinas Sch For Ecology & The Arts	0000 No Job Class		\$68,587	\$68,587	
Sub Total							\$150,000		1.00
Indirect Cost									
<b>DOC. TOTAL</b>							\$150,000		

**Justification:**

FY24 Initial Budget

Compliance with Sections 10-15-1 and 22-8-12, NMSA, 1978 Compilation:

A. The requested budget/changes were authorized at a scheduled Board of Education or Governance Council meeting open to the public on:

B. Justification for the transfer: Explanation such as "underbudgeted", "insufficient budget", or "needed to close out Project" ARE NOT ACCEPTABLE. Attach additional sheets if necessary.

ALL TRANSFER BARS MUST NET OUT TO ZERO ON THE DOC. TOTAL LINE.

Must submit backup for all BARs, except transfers of funds for SEG or direct grants

**STATE OF NEW MEXICO**  
**PUBLIC EDUCATION DEPARTMENT**  
**300 Don Gaspar Santa Fe, NM 87501-2786**  
**Budget Adjustment Request**

Page 5 of 39  
 Doc. ID: 068-004-2324-0008-T

Fund Type: General Fund / Capital Outlay / Debt Service

Adjustment Type: Transfer

Fiscal Year: 2023-2024

Entity Name: Rio Gallinas Sch For Ecology & The Arts

Adjustment Changes Intent/Scope of Program Yes or No?: No

Contact: Anna Cress, Business Manager

Total Approved Budget (Flowthrough):

Phone: 505-999-8313

Email: anna@k12accounting.com

<b>FLOWTHROUGH ONLY</b>	Budget Period: 2023-07-01	To: 2024-06-30
A. Approved Carryover:		
B. Total Current Year Allocation:		
D. Total Funding Available:		

Fund	Function	Object	Program	Location	Job Class	Present Budget	Adj Amt Exp	Adj Budget	ADD'L FTE
11000 Operational	1000 Instruction	52311 Health and Medical Premiums	1010 Regular Education (PreK-12) Programs	068004 Rio Gallinas Sch For Ecology & The Arts	1411 Teachers-Grades 1-12	\$25,780	(\$10,000)	\$15,780	
11000 Operational	1000 Instruction	57331 Fixed Assets (more than \$5,000)	1010 Regular Education (PreK-12) Programs	068004 Rio Gallinas Sch For Ecology & The Arts	0000 No Job Class	\$275,108	(\$85,000)	\$190,108	
11000 Operational	2300 Support Services-General Administration	55400 Advertising	0000 No Program	068004 Rio Gallinas Sch For Ecology & The Arts	0000 No Job Class		\$1,499	\$1,499	
11000 Operational	2400 Support Services-School Administration	51100 Salaries Expense	0000 No Program	068004 Rio Gallinas Sch For Ecology & The Arts	1112 Principals		\$87,501	\$87,501	1.00
11000 Operational	2400 Support Services-School Administration	51100 Salaries Expense	0000 No Program	068004 Rio Gallinas Sch For Ecology & The Arts	1217 Secretarial/Clerical/Technical Assistants	\$52,062	\$4,000	\$56,062	
11000 Operational	2500 Central Services	56113 Software	0000 No Program	068004 Rio Gallinas Sch For Ecology & The Arts	0000 No Job Class	\$18,252	\$2,000	\$20,252	
Sub Total							\$0		1.00
Indirect Cost									
<b>DOC. TOTAL</b>							<b>\$0</b>		

**Justification:**

Transfer BAR

Compliance with Sections 10-15-1 and 22-8-12, NMSA, 1978 Compilation:

A. The requested budget/changes were authorized at a scheduled Board of Education or Governance Council meeting open to the public on:

B. Justification for the transfer: Explanation such as "underbudgeted", "insufficient budget", or "needed to close out Project" ARE NOT ACCEPTABLE. Attach additional sheets if necessary.

ALL TRANSFER BARS MUST NET OUT TO ZERO ON THE DOC. TOTAL LINE.

**Checks Dated 10/01/2023 through 10/31/2023**

Check Number	Check Date	Pay to the Order of	Check Amount
12469	10/04/2023	ACES	8,565.15
12470	10/04/2023	Anastasia Murphy	2,625.57
12471	10/04/2023	City of Las Vegas	86.30
12472	10/04/2023	First United Presbyterian	110.00
12473	10/04/2023	Nations Best Holdings LLC	73.61
12474	10/04/2023	Northeast Regional Educ Coop	175.00
12475	10/04/2023	Plateau Telecommunications Inc	755.70
12476	10/04/2023	PNM	810.67
12484	10/12/2023	First Financial Group of Amer.	1,362.04
12485	10/18/2023	City of Las Vegas	974.60
12486	10/18/2023	Cynthia Calloway	600.00
12487	10/18/2023	Sharp Electronics Corporation	813.56
12488	10/18/2023	West Las Vegas Schools	12,000.00
12493	10/24/2023	New Mexico Taxation and Revenue Department	86.00
12494	10/24/2023	NM Taxation/Revenue Department	2,456.65
12495	10/24/2023	NMPSIA	7,954.76
12506	10/11/2023	Pre-Paid Legal Services, Inc	253.43
<b>Total Number of Checks</b>			<b>17</b>
			<b>39,703.04</b>

**Fund Recap**

Fund	Description	Check Count	Expensed Amount
11000	Operational Fund	17	38,909.56
24101	Title I - IASA	4	22.96
24106	IDEA-B Entitlement	4	65.52
24154	Teach./Princp. Train & Recruit	1	18.48
24330	ESSER III	5	686.52
Total Number of Checks		<b>17</b>	39,703.04
Less Unpaid Tax Liability			.00
<b>Net (Check Amount)</b>			<b>39,703.04</b>

The preceding Checks have been issued in accordance with the District's Policy and authorization of the Board of Trustees. It is recommended that the preceding Checks be approved.

Bank Account 180MAIN - Main Checking Account

Payment Id	Comment							
Check # 12469	11000	10/04/2023	Check Amt	8,565.15	Status Cleared	ACES (000083/1)		
11779		Business Office Services				11000- 2500- 53414- 0000- 068004- 0000- 00000		8,565.15
Check # 12470	11000	10/04/2023	Check Amt	2,625.57	Status Cleared	Anastasia Murphy (010008/2)		
SEPTEMBER SERVICES		Social Work/Counseling				11000- 2100- 53215- 2000- 068004- 0000- 00000		2,625.57
Check # 12471	11000	10/04/2023	Check Amt	86.30	Status Cleared	City of Las Vegas (000019/1)		
20230915 SOCO		Natural Gas, Water and Sewer				11000- 2600- 54415- 0000- 068004- 0000- 00000		86.30
Check # 12472	11000	10/04/2023	Check Amt	110.00	Status Cleared	First United Presbyterian (000056/2)		
SEPTEMBER		First United Presbyterian				11000- 2600- 54610- 0000- 068004- 0000- 00000		110.00
Check # 12473	11000	10/04/2023	Check Amt	73.61	Status Cleared	Nations Best Holdings LLC (010109/1)		
27619		Maintenance and custodial supplies				11000- 2600- 56118- 0000- 068004- 0000- 00000		7.11
27768		Maintenance and custodial supplies				11000- 2600- 56118- 0000- 068004- 0000- 00000		18.48
28272		Maintenance and custodial supplies				11000- 2600- 56118- 0000- 068004- 0000- 00000		19.02
28311		Maintenance and custodial supplies				11000- 2600- 56118- 0000- 068004- 0000- 00000		29.00
Check # 12474	11000	10/04/2023	Check Amt	175.00	Status Cleared	Northeast Regional Educ Coop (000218/1)		
IND597466-35405		ATC Conference Fee-Janel Salazar				11000- 2100- 53330- 2000- 068004- 0000- 00000		175.00
Check # 12475	11000	10/04/2023	Check Amt	755.70	Status Cleared	Plateau Telecommunications Inc (000220/1)		
20230915		Internet and Security camera maintenance				11000- 2500- 53414- 0000- 068004- 0000- 00000		552.93
20230915 A		Phone and Internet Services				11000- 2600- 54416- 0000- 068004- 0000- 00000		202.77
Check # 12476	11000	10/04/2023	Check Amt	810.67	Status Cleared	PNM (000049/1)		
20230920 0404504-9		Electricity				11000- 2600- 54411- 0000- 068004- 0000- 00000		491.79
20230920 1250279-8		Electricity				11000- 2600- 54411- 0000- 068004- 0000- 00000		318.88
* Break in sequence								
Check # 12484	11000	10/12/2023	Check Amt	1,362.04	Status Cleared	First Financial Group of Amer. (901000/1)		
20230908-REG		First Financial Group of Amer. (901000/1) 09/08/2023 (REG)				11000- - 23147- - - -		558.85
						24106- - 23147- - - -		13.00
						24330- - 23147- - - -		109.17
20230925-REG		First Financial Group of Amer. (901000/1) 09/25/2023 (REG)				11000- - 23147- - - -		449.67
						24106- - 23147- - - -		13.00
						24330- - 23147- - - -		218.35
Check # 12485	11000	10/18/2023	Check Amt	974.60	Status Cleared	City of Las Vegas (000019/1)		
20231004 HS ADD		Natural Gas, Water and Sewer				11000- 2600- 54412- 0000- 068004- 0000- 00000		23.24
20231004 HS KIT		Natural Gas, Water and Sewer				11000- 2600- 54412- 0000- 068004- 0000- 00000		10.81
20231004 HS MAIN		Natural Gas, Water and Sewer				11000- 2600- 54412- 0000- 068004- 0000- 00000		22.00
						11000- 2600- 54415- 0000- 068004- 0000- 00000		665.76

Selection Sorted by Check Number, Inv #, Include Address=No, (Org = 180, Source = N, Pay To = N, Payment Method = N, Starting Check Date = 10/1/2023, Ending Check Date = 10/31/2023, Summary? = N, Sort/Group 1 = , Sort/Group 2 = )



Bank Account 180MAIN - Main Checking Account

Payment Id	Comment								
Check # 12485	11000	10/18/2023	Check Amt	974.60	Status	Cleared	City of Las Vegas (000019/1) - continued		
20231004 HS PORT			Natural Gas, Water and Sewer				11000- 2600- 54412- 0000- 068004- 0000- 00000		10.81
							11000- 2600- 54415- 0000- 068004- 0000- 00000		228.69
20231004 ROMERO			Natural Gas, Water and Sewer				11000- 2600- 54412- 0000- 068004- 0000- 00000		13.29
Check # 12486	11000	10/18/2023	Check Amt	600.00	Status	Cleared	Cynthia Calloway (010119/1)		
RG1001			Performing Arts Instructin-Contractor				11000- 1000- 55915- 1020- 068004- 0000- 00000		250.00
RG905			Performing Arts Instructin-Contractor				11000- 1000- 55915- 1020- 068004- 0000- 00000		350.00
Check # 12487	11000	10/18/2023	Check Amt	813.56	Status	Cleared	Sharp Electronics Corporation (000202/1)		
SH594465			Copier Lease & Usage Charges				11000- 1000- 54630- 1010- 068004- 0000- 00000		198.32
							11000- 1000- 56118- 1010- 068004- 0000- 00000		171.16
SH594466			Copier Lease & Usage Charges				11000- 1000- 54630- 1010- 068004- 0000- 00000		207.26
							11000- 1000- 56118- 1010- 068004- 0000- 00000		236.82
Check # 12488	11000	10/18/2023	Check Amt	12,000.00	Status	Cleared	West Las Vegas Schools (000036/1)		
1 20231010			Building Lease				11000- 2600- 54610- 0000- 068004- 0000- 00000		12,000.00
* Break in sequence									
Check # 12493	11000	10/24/2023	Check Amt	86.00	Status	Cleared	New Mexico Taxation and Revenue Department (900013/1)		
20230925-REG			New Mexico Taxation and Re (900013/1) 09/25/2023 (REG)				11000- - 23145- - - -		70.78
							24101- - 23145- - - -		2.15
							24106- - 23145- - - -		1.03
							24330- - 23145- - - -		12.04
Check # 12494	11000	10/24/2023	Check Amt	2,456.65	Status	Cleared	NM Taxation/Revenue Department (900003/1)		
20230908-REG			NM Taxation/Revenue Department (900003/1) 09/08/2023 (REG)				11000- - 23142- - - -		1,118.14
							24101- - 23142- - - -		4.71
							24106- - 23142- - - -		19.12
							24154- - 23142- - - -		9.20
							24330- - 23142- - - -		120.31
20230925-REG			NM Taxation/Revenue Department (900003/1) 09/25/2023 (REG)				11000- - 23142- - - -		1,014.51
							24101- - 23142- - - -		3.18
							24106- - 23142- - - -		18.69
							24154- - 23142- - - -		9.28
							24330- - 23142- - - -		139.51
Check # 12495	11000	10/24/2023	Check Amt	7,954.76	Status	Cleared	NMPSIA (900001/1)		
20230908-REG			NMPSIA (900001/1) 09/08/2023 (REG)				11000- - 23125- - - -		3,949.66
							24101- - 23125- - - -		1.22
							24106- - 23125- - - -		.34
Selection Sorted by Check Number, Inv #, Include Address=No, (Org = 180, Source = N, Pay To = N, Payment Method = N, Starting Check Date = 10/1/2023, Ending Check Date = 10/31/2023, Summary? = N, Sort/Group 1 = , Sort/Group 2 = )									



Bank Account 180MAIN - Main Checking Account

Payment Id	Comment								
Check # 12495	11000	10/24/2023	Check Amt	<b>7,954.76</b>	Status	<b>Cleared</b>	<b>NMPSIA (900001/1) - continued</b>		
20230908-REG			NMPSIA (900001/1) 09/08/2023 (REG)		24330-	- 23125-	-	-	11.15
20230925-REG			NMPSIA (900001/1) 09/25/2023 (REG)		11000-	- 23125-	-	-	3,942.12
					24101-	- 23125-	-	-	.72
					24106-	- 23125-	-	-	.34
					24330-	- 23125-	-	-	19.13
DP24-00005			September ADJ		11000-	- 23125-	-	-	30.08
Check # 12496	11000	10/25/2023	Check Amt	<b>253.43</b>	Status	<b>Voided</b>	<b>Pre-Paid Legal Services, Inc (010124/1)</b>		
20230925-REG			Pre-Paid Legal Services, Inc (010124/1) 09/25/2023 (REG)		11000-	- 23147-	-	-	185.59
			Reversal of EX24-00147		11000-	- 23147-	-	-	185.59-
					24101-	- 23147-	-	-	10.98-
			Pre-Paid Legal Services, Inc (010124/1) 09/25/2023 (REG)		24101-	- 23147-	-	-	10.98
					24330-	- 23147-	-	-	56.86
			Reversal of EX24-00147		24330-	- 23147-	-	-	56.86-
* Break in sequence									
Check # 12506	11000	10/11/2023	Check Amt	<b>253.43</b>	Status	<b>Cleared</b>	<b>Pre-Paid Legal Services, Inc (010124/1)</b>		
20230925-REG			Pre-Paid Legal Services, Inc (010124/1) 09/25/2023 (REG)		11000-	- 23147-	-	-	185.59
					24101-	- 23147-	-	-	10.98
					24330-	- 23147-	-	-	56.86
<b>Number of Items</b>	<b>18</b>			<b>39,956.47</b>					

Payment Id	Comment
------------	---------

Page Intentionally Left Blank

Bank Account 180MAIN - Main Checking Account

Payment Id                      Comment

Number of Items              18                              39,956.47              Totals for Org 180 - Rio Gallinas School for Ecology and the Arts

**RIO GALLINAS SCHOOL FOR ECOLOGY AND THE ARTS  
FINANCIAL SUMMARY**

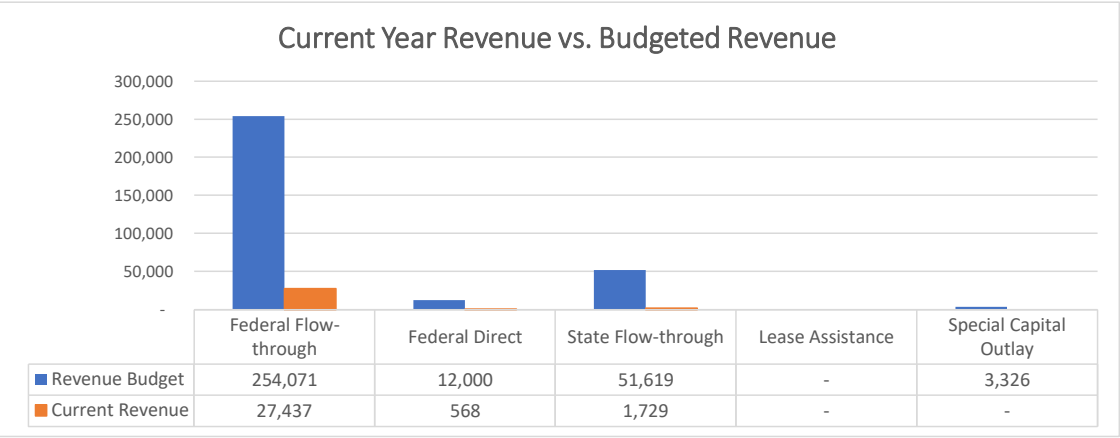
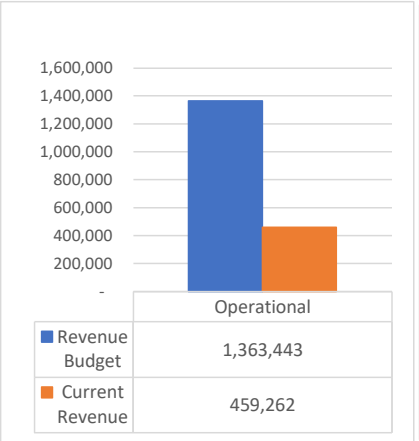
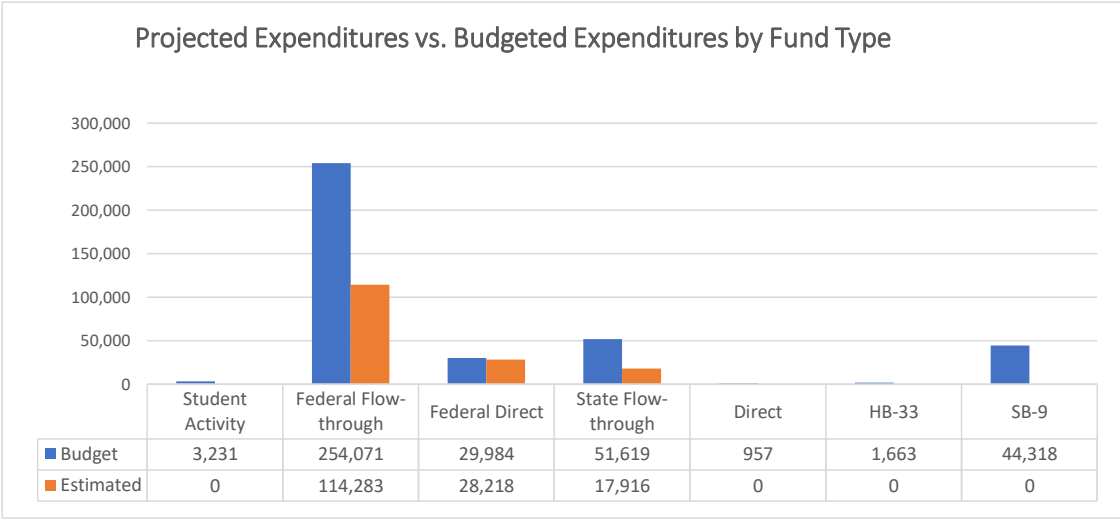
Source	Beginning Fund Balance	Revenue	Expenditure	Net Dec/Inc	Fund Balance	Liabilities	Cash Balance
<b>11000 - Operational Fund</b>	368,324.11	\$ 459,261.90	\$ 393,464.96	\$ 65,796.94	\$ 434,121.05	\$ 34,172.95	\$ 468,294.00
<b>14000 - Inst. Materials Fund</b>	-	-	\$ -	-	-	-	-
<b>21000 - Food Services Fund</b>	556.86	-	\$ -	-	556.86	-	556.86
<b>23000 - Non-Instruct. Fund</b>	3,389.26	-	\$ -	-	3,389.26	-	3,389.26
<b>24101 - Title I</b>	(7,746.57)	11,127.06	\$ 4,715.81	6,411.25	(1,335.32)	351.21	(984.11)
<b>24106 - IDEA-B</b>	(5,484.01)	9,193.62	\$ 5,383.09	3,810.53	(1,673.48)	480.94	(1,192.54)
<b>24154 - Title II</b>	(3,262.94)	3,801.16	\$ 1,076.46	2,724.70	(538.24)	18.46	(519.78)
<b>24308 - CRRSA, ESSER II</b>	(16,954.07)	16,954.07	\$ -	16,954.07	-	0.31	0.31
<b>24309 - Social Emotional Learning</b>	-	-	\$ -	-	-	-	-
<b>24330 - ESSER III</b>	(24,784.57)	44,593.37	\$ 33,474.24	11,119.13	(13,665.44)	4,183.48	(9,481.96)
<b>25153 - Medicaid</b>	41,202.28	2,478.39	\$ 10.97	2,467.42	43,669.70	-	43,669.70
<b>26107 - REC/District Fiscal Agent</b>	-	15,000.00	\$ -	15,000.00	15,000.00	-	15,000.00
<b>27107 - Library SB-66</b>	-	-	\$ -	-	-	-	-
<b>27109 - Inst Materials Cash</b>	-	1,729.04	\$ -	1,729.04	1,729.04	-	1,729.04
<b>27114 - New Mexico Redas to Lead K-</b>	(26,918.02)	26,918.02	\$ -	26,918.02	-	-	-
<b>27126 - Community Planning Grant</b>	(35,116.90)	35,116.90	\$ -	\$ 35,116.90	-	-	-
<b>27202 - Open SciEd Expansion Initativ</b>	-	-	\$ -	\$ -	-	-	-
<b>27407 - Family Income Index</b>	(39,801.42)	39,801.42	\$ 950.00	\$ 38,851.42	(950.00)	-	(950.00)
<b>27156 - NM Outdoor Learning Grant S</b>	(8,857.83)	8,857.83	\$ -	\$ 8,857.83	-	-	-
<b>29102 - Direct Grant</b>	956.96	-	\$ -	\$ -	956.96	-	956.96
<b>31200 - Lease Assistance</b>	(12,000.00)	12,000.00	\$ -	\$ 12,000.00	-	-	-
<b>31400 - Special Capital Outlay State</b>	(4,323.00)	4,323.00	\$ -	\$ 4,323.00	-	-	-
<b>31700 - SB-9 State Match</b>	-	-	\$ -	\$ -	-	-	-
<b>31703 - SB-9 Cash</b>	24,714.22	19,605.00	\$ -	\$ 19,605.00	44,319.22	-	44,319.22
<b>Total</b>	<b>\$ 253,894.36</b>	<b>\$ 710,760.78</b>	<b>\$ 439,075.53</b>	<b>\$ 271,685.25</b>	<b>\$ 525,579.61</b>	<b>\$ 39,207.35</b>	<b>\$ 564,786.96</b>

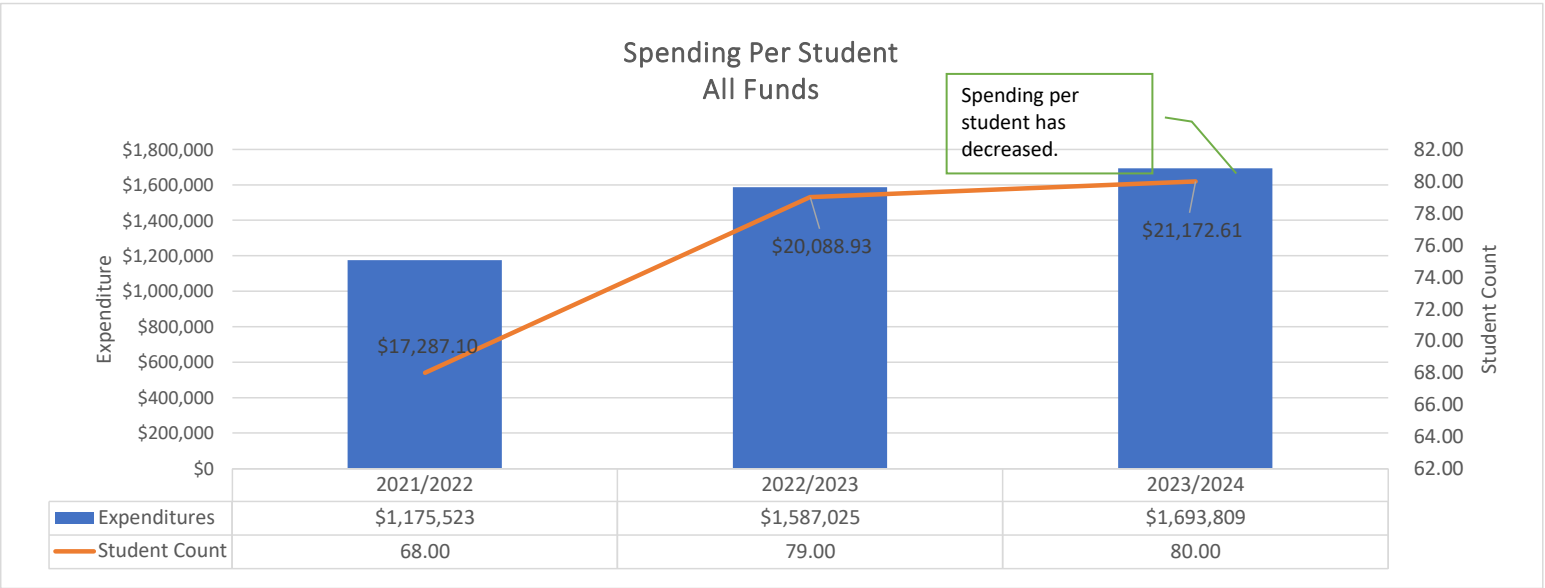
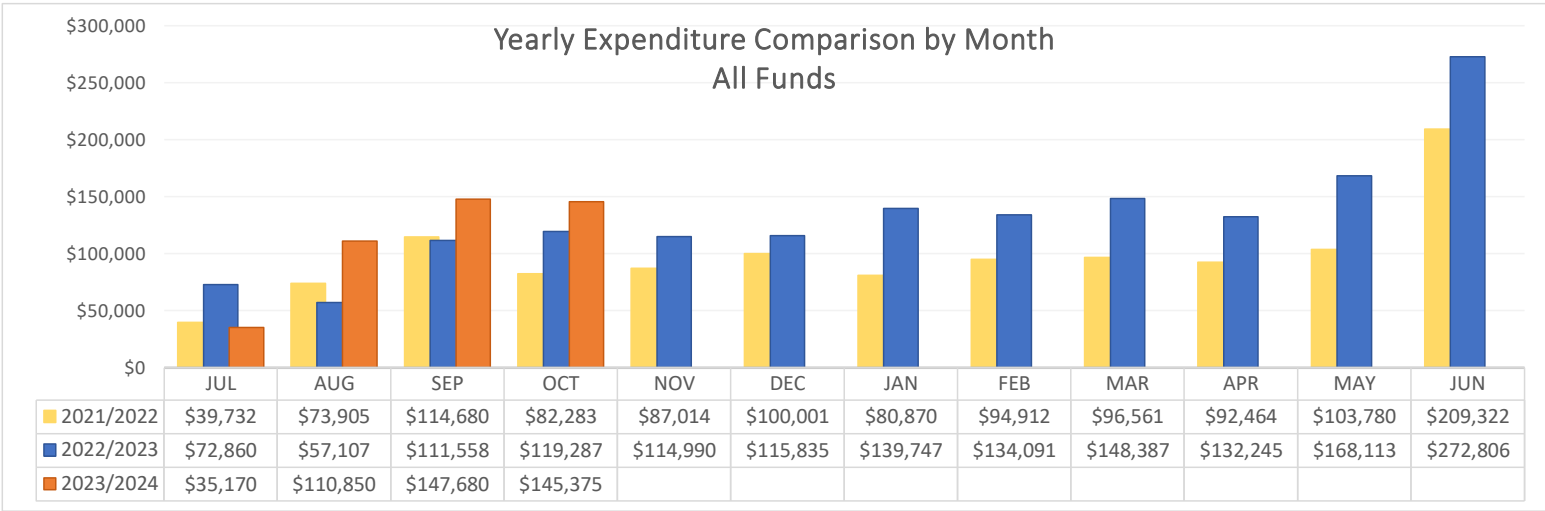
	Total Bank
<b>Bank Statement Ending Balance</b>	565,220.84
<b>Uncleared Payments</b>	433.88
<b>Uncleared Deposits</b>	-
<b>Revised System Cash Balance</b>	564,786.96

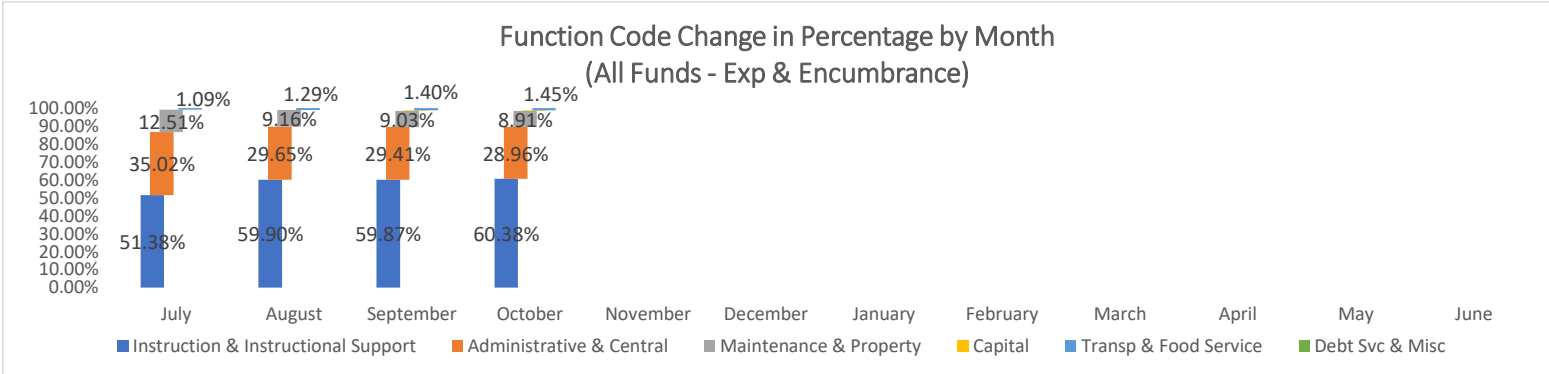
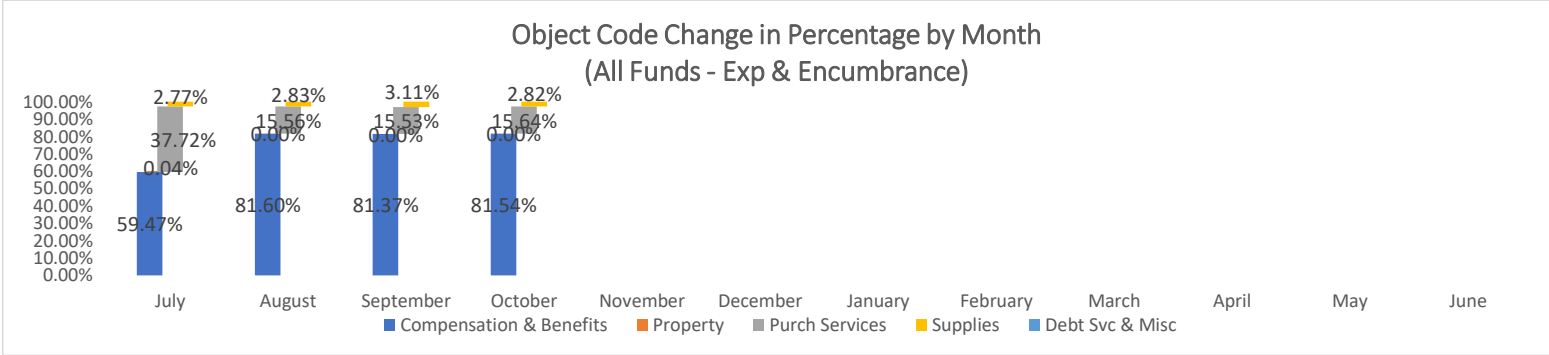
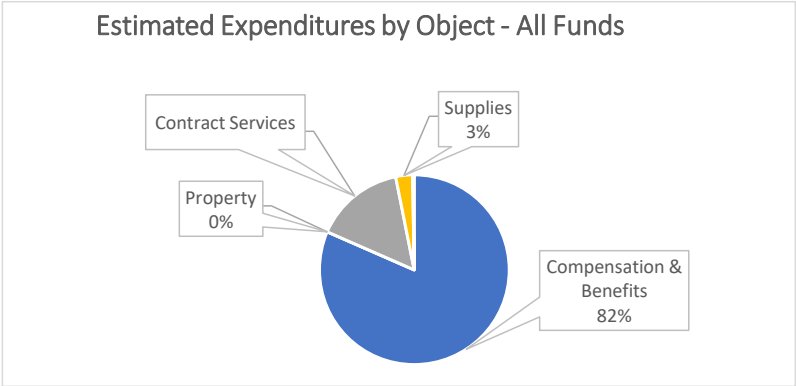
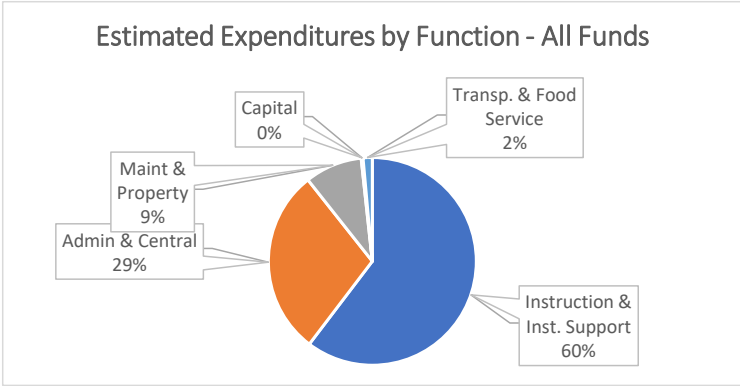
# Rio Gallinas School for Ecology and the Arts

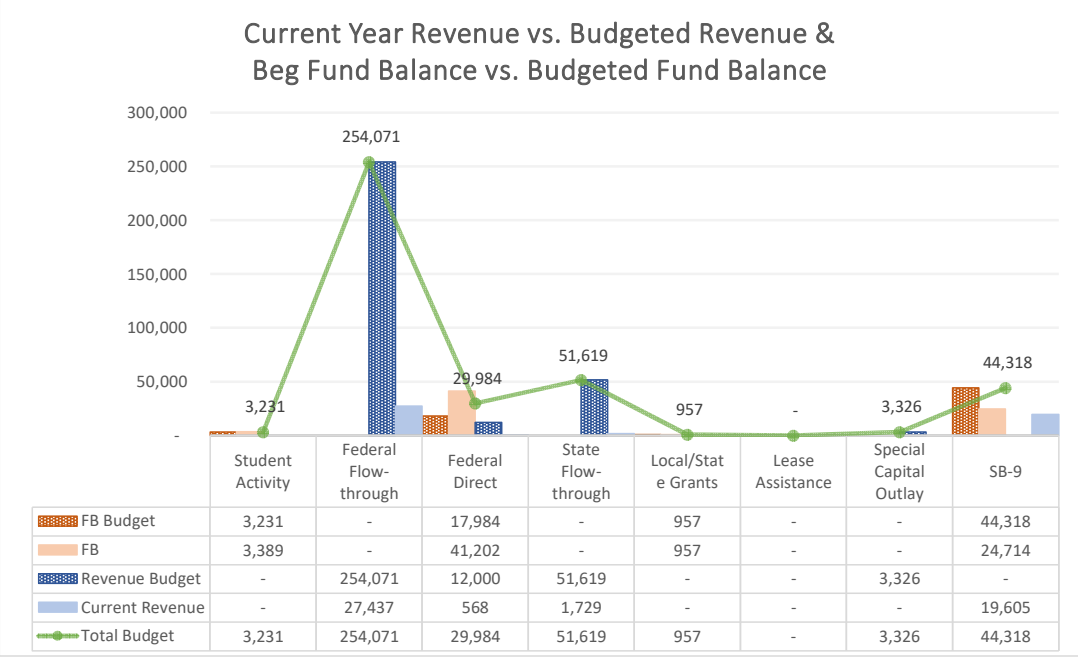
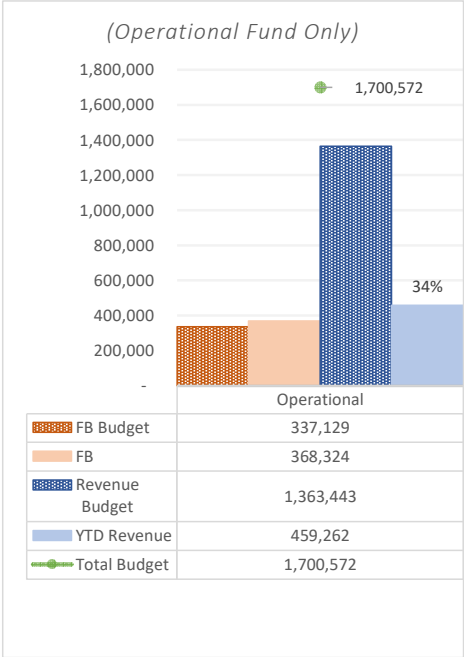
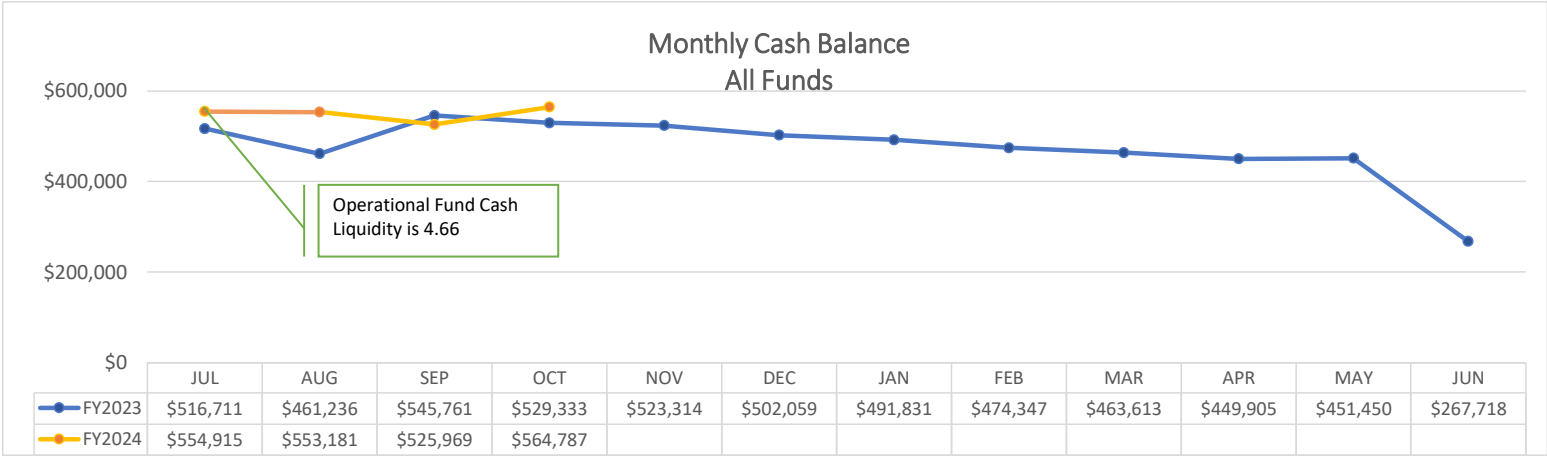
## Expenditure Analytical Review

October 31, 2023











Balances through 10/31/2023						Fiscal Year 2023/24
Funds- Func- Obj ct - Pr gm- Locat n- JbCl - Opt nl	Description	Adopted Budget	Revised Budget	Encumbered	Expenditure	Account Balance
<b>Funds 11000 - Operational, Func 1000 - Instruction</b>						
11000- 1000- 51100- 0000- 068004- 1611- 00000	SalariesExpense,Subs-Sick	5,000.00			2,049.90	2,049.90-
11000- 1000- 51100- 1010- 068004- 1411- 00000	SalariesExpense,Teachers	316,465.00	301,127.00	240,120.67	62,356.31	1,349.98-
11000- 1000- 51100- 1010- 068004- 1624- 00000	SalariesExpense,Activs Sa			18,243.75	1,624.70	19,868.45-
11000- 1000- 51100- 1010- 068004- 1711- 00000	SalariesExpense,InstAssts	48,908.00	38,887.00	30,786.08	8,101.60	.68-
11000- 1000- 51100- 2000- 068004- 1412- 00000	SalariesExpense,Teachers	50,604.00	50,013.00	39,593.72	10,419.40	.12-
11000- 1000- 51100- 2000- 068004- 1712- 00000	SalariesExpense,InstAssts	12,963.00	12,963.00	20,177.62	4,579.26	11,793.88-
11000- 1000- 51300- 1010- 068004- 1411- 00000	AddtnlCompenstn,Teachers	4,000.00	4,000.00	3,000.00	1,000.00	
11000- 1000- 51300- 1010- 068004- 1711- 00000	AddtnlCompenstn,InstAssts	10,000.00	10,000.00	11,250.00	3,750.00	5,000.00-
11000- 1000- 51300- 2000- 068004- 1412- 00000	AddtnlCompenstn,Teachers	1,000.00	1,000.00	2,039.12	460.88	1,500.00-
11000- 1000- 52111- 0000- 068004- 1611- 00000	EducRetirement	908.00				
11000- 1000- 52111- 1010- 068004- 1411- 00000	EducRetirement	58,177.00	55,380.00	44,126.70	11,499.24	245.94-
11000- 1000- 52111- 1010- 068004- 1624- 00000	EducRetirement			3,311.26	294.89	3,606.15-
11000- 1000- 52111- 1010- 068004- 1711- 00000	EducRetirement	10,695.00	10,695.00	7,629.47	2,151.05	914.48
11000- 1000- 52111- 2000- 068004- 1412- 00000	EducRetirement	9,367.00	9,367.00	7,556.25	1,974.74	163.99-
11000- 1000- 52111- 2000- 068004- 1712- 00000	EducRetirement	2,354.00	2,354.00	3,662.25	831.15	2,139.40-
11000- 1000- 52112- 0000- 068004- 1611- 00000	ERARetireeHlth	100.00				
11000- 1000- 52112- 1010- 068004- 1411- 00000	ERARetireeHlth	6,413.00	6,102.00	4,862.44	1,267.13	27.57-
11000- 1000- 52112- 1010- 068004- 1624- 00000	ERARetireeHlth			364.91	32.50	397.41-
11000- 1000- 52112- 1010- 068004- 1711- 00000	ERARetireeHlth	1,179.00	1,077.00	840.64	237.00	.64-
11000- 1000- 52112- 2000- 068004- 1412- 00000	ERARetireeHlth	1,033.00	1,033.00	832.62	217.60	17.22-
11000- 1000- 52112- 2000- 068004- 1712- 00000	ERARetireeHlth	260.00	260.00	403.71	91.63	235.34-
11000- 1000- 52210- 0000- 068004- 1611- 00000	FICA Payments	310.00	310.00		127.10	182.90
11000- 1000- 52210- 1010- 068004- 1411- 00000	FICA Payments	19,874.00	19,874.00	14,607.91	3,813.50	1,452.59
11000- 1000- 52210- 1010- 068004- 1624- 00000	FICA Payments			1,131.11	100.73	1,231.84-
11000- 1000- 52210- 1010- 068004- 1711- 00000	FICA Payments	3,654.00	3,654.00	2,413.05	684.62	556.33
11000- 1000- 52210- 2000- 068004- 1412- 00000	FICA Payments	3,200.00	3,200.00	2,581.16	674.56	55.72-
11000- 1000- 52210- 2000- 068004- 1712- 00000	FICA Payments	804.00	804.00	1,186.74	267.21	649.95-
11000- 1000- 52220- 0000- 068004- 1611- 00000	MedicarePaymnts	73.00	73.00		29.73	43.27
11000- 1000- 52220- 1010- 068004- 1411- 00000	MedicarePaymnts	4,651.00	4,651.00	3,416.42	891.87	342.71
11000- 1000- 52220- 1010- 068004- 1624- 00000	MedicarePaymnts			264.54	23.56	288.10-
11000- 1000- 52220- 1010- 068004- 1711- 00000	MedicarePaymnts	857.00	857.00	564.44	160.14	132.42
11000- 1000- 52220- 2000- 068004- 1412- 00000	MedicarePaymnts	749.00	749.00	603.74	157.78	12.52-
11000- 1000- 52220- 2000- 068004- 1712- 00000	MedicarePaymnts	189.00	189.00	277.48	62.46	150.94-
11000- 1000- 52311- 1010- 068004- 1411- 00000	Hth&MedPremiums	25,780.00	25,780.00	12,655.52	3,116.57	10,007.91
11000- 1000- 52311- 1010- 068004- 1711- 00000	Hth&MedPremiums	15,043.00	15,043.00	11,908.82	3,091.57	42.61
11000- 1000- 52311- 2000- 068004- 1712- 00000	Hth&MedPremiums	5,015.00	5,015.00	3,969.48	1,030.50	15.02

Selection Grouped by Account Type, Filtered by User Permissions, (Org = 180, Online/Offline = N, Period = 4, UnPosted JE? = N, Assets and Liabilities? = N, Restricted Accts? = Y, Objct = 5, Obj Digits = 0, Page Break Lvl = )

Balances through 10/31/2023							Fiscal Year 2023/24
Funds- Func- Obj ct - Pr gm- Locat n- JbCl - Opt nl	Description	Adopted Budget	Revised Budget	Encumbered	Expenditure	Account Balance	
<b>Funds 11000 - Operational, Func 1000 - Instruction (continued)</b>							
11000- 1000- 52312- 1010- 068004- 1411- 00000	Life	160.00	160.00	142.31	42.87	25.18-	
11000- 1000- 52312- 1010- 068004- 1624- 00000	Life			27.36	2.88	30.24-	
11000- 1000- 52312- 1010- 068004- 1711- 00000	Life	69.00	69.00	41.04	12.60	15.36	
11000- 1000- 52312- 2000- 068004- 1412- 00000	Life	32.00	32.00	20.90	6.41	4.69	
11000- 1000- 52312- 2000- 068004- 1712- 00000	Life	64.00	64.00	27.36	6.98	29.66	
11000- 1000- 52313- 1010- 068004- 1411- 00000	Dental	1,389.00	1,389.00	1,030.94	252.71	105.35	
11000- 1000- 52313- 1010- 068004- 1711- 00000	Dental	616.00	616.00	487.73	128.35	.08-	
11000- 1000- 52313- 2000- 068004- 1712- 00000	Dental	206.00	206.00	162.45	42.75	.80	
11000- 1000- 52314- 1010- 068004- 1411- 00000	Vision	250.00	250.00	157.89	37.48	54.63	
11000- 1000- 52314- 1010- 068004- 1711- 00000	Vision	76.00	76.00	59.66	15.70	.64	
11000- 1000- 52314- 2000- 068004- 1712- 00000	Vision	26.00	25.00	19.95	5.25	.20-	
11000- 1000- 52315- 1010- 068004- 1411- 00000	Disability	219.00	219.00	466.31	105.44	352.75-	
11000- 1000- 52500- 0000- 068004- 1611- 00000	UnemploymntComp	10,000.00					
11000- 1000- 52710- 0000- 068004- 1611- 00000	WorkersCompPrem	51.00	51.00	.73	50.27		
11000- 1000- 52710- 1010- 068004- 1411- 00000	WorkersCompPrem	3,175.00	3,175.00	45.59	3,129.41		
11000- 1000- 52710- 1010- 068004- 1711- 00000	WorkersCompPrem	662.00	662.00	9.51	652.49		
11000- 1000- 52710- 2000- 068004- 1412- 00000	WorkersCompPrem	508.00	508.00	2.66	182.34	323.00	
11000- 1000- 52710- 2000- 068004- 1712- 00000	WorkersCompPrem	131.00	131.00	6.39	438.61	314.00-	
11000- 1000- 52720- 0000- 068004- 1611- 00000	WorkrsCompERFee	10.00	10.00		2.30	7.70	
11000- 1000- 52720- 1010- 068004- 1411- 00000	WorkrsCompERFee	50.00	50.00	23.92	11.96	14.12	
11000- 1000- 52720- 1010- 068004- 1711- 00000	WorkrsCompERFee	30.00	30.00	6.92	3.46	19.62	
11000- 1000- 52720- 2000- 068004- 1412- 00000	WorkrsCompERFee	10.00	10.00	3.50	1.75	4.75	
11000- 1000- 52720- 2000- 068004- 1712- 00000	WorkrsCompERFee	20.00	20.00	4.58	2.29	13.13	
11000- 1000- 54630- 1010- 068004- 0000- 00000	RentalCompEqpmt	4,600.00	4,600.00	3,576.74	1,023.90	.64-	
11000- 1000- 55817- 1010- 068004- 0000- 00000	Student Travel	2,000.00					
11000- 1000- 55915- 1010- 068004- 0000- 00000	OthContractSvcs			1,199.29		1,199.29-	
11000- 1000- 55915- 1020- 068004- 0000- 00000	OthContractSvcs	3,600.00	3,600.00	17,100.00	2,400.00	15,900.00-	
11000- 1000- 56112- 1010- 068004- 0000- 00000	Other Textbooks	15,301.00	15,301.00	1,450.67	9,367.36	4,482.97	
11000- 1000- 56113- 1010- 068004- 0000- 00000	Software			3,004.55	1,550.00	4,554.55-	
11000- 1000- 56118- 1010- 068004- 0000- 00000	GenSuppliesMats	26,019.00	9,414.00	1,102.70	3,387.74	4,923.56	
11000- 1000- 56118- 1020- 068004- 0000- 00000	GenSuppliesMats	700.00	700.00	737.12		37.12-	
11000- 1000- 57331- 1010- 068004- 0000- 00000	FixedAssets>\$5k	275,108.00	275,108.00			275,108.00	
<b>Total for Func 1000 and Expense accounts</b>		<b>964,707.00</b>	<b>900,933.00</b>	<b>525,300.39</b>	<b>150,034.18</b>	<b>225,598.43</b>	
<b>Funds 11000 - Operational, Func 2100 - SuppSvcsStudnts</b>							
11000- 2100- 51100- 0000- 068004- 1211- 00000	SalariesExpense,Coord/Sub			44,240.36	10,759.84	55,000.20-	
11000- 2100- 51100- 0000- 068004- 1218- 00000	SalariesExpense,Sch/Stude	87,500.00	87,500.00		2,406.48	85,093.52	

Selection Grouped by Account Type, Filtered by User Permissions, (Org = 180, Online/Offline = N, Period = 4, UnPosted JEs? = N, Assets and Liabilities? = N, Restricted Accts? = Y, Objct = 5, Obj Digits = 0, Page Break Lvl = )

Balances through 10/31/2023						Fiscal Year 2023/24	
Funds- Func- Obj ct - Pr gm- Locat n- JbCl - Opt nl	Description	Adopted Budget	Revised Budget	Encumbered	Expenditure	Account Balance	
<b>Funds 11000 - Operational, Func 2100 - SuppSvcsStudnts (continued)</b>							
11000- 2100- 51100- 0000- 068004- 1511- 00000	SalariesExpense,Data Proc	30,000.00	30,000.00	22,500.00	7,500.00		
11000- 2100- 51100- 2000- 068004- 1315- 00000	SalariesExpense,Psych/Cou		2,605.00		2,604.18	.82	
11000- 2100- 51300- 0000- 068004- 1211- 00000	AddtnlCompenstn,Coord/Sub	1,750.00	4,750.00	3,562.50	1,187.50		
11000- 2100- 51300- 2000- 068004- 1211- 00000	AddtnlCompenstn,Coord/Sub	318.00	5,000.00	3,958.27	1,041.73		
11000- 2100- 52111- 0000- 068004- 1211- 00000	EducRetirement		10,845.00	8,676.09	2,168.40	.51	
11000- 2100- 52111- 0000- 068004- 1218- 00000	EducRetirement	15,882.00	15,882.00			15,882.00	
11000- 2100- 52111- 0000- 068004- 1511- 00000	EducRetirement	5,445.00	5,445.00	4,083.81	1,361.27	.08-	
11000- 2100- 52111- 2000- 068004- 1211- 00000	EducRetirement		908.00	718.58	189.11	.31	
11000- 2100- 52111- 2000- 068004- 1315- 00000	EducRetirement		237.00		472.66	235.66-	
11000- 2100- 52112- 0000- 068004- 1211- 00000	ERARetireeHlth	35.00	1,196.00	956.08	238.95	.97	
11000- 2100- 52112- 0000- 068004- 1218- 00000	ERARetireeHlth	1,750.00	1,750.00			1,750.00	
11000- 2100- 52112- 0000- 068004- 1511- 00000	ERARetireeHlth	600.00	600.00	450.00	150.00		
11000- 2100- 52112- 2000- 068004- 1211- 00000	ERARetireeHlth			79.23	20.85	100.08-	
11000- 2100- 52112- 2000- 068004- 1315- 00000	ERARetireeHlth		27.00		52.08	25.08-	
11000- 2100- 52210- 0000- 068004- 1211- 00000	FICA Payments	109.00	3,448.00	2,737.16	693.02	17.82	
11000- 2100- 52210- 0000- 068004- 1218- 00000	FICA Payments	5,425.00	5,425.00		149.20	5,275.80	
11000- 2100- 52210- 0000- 068004- 1511- 00000	FICA Payments	1,860.00	1,860.00	1,336.86	452.08	71.06	
11000- 2100- 52210- 2000- 068004- 1211- 00000	FICA Payments			245.47	64.60	310.07-	
11000- 2100- 52210- 2000- 068004- 1315- 00000	FICA Payments				157.52	157.52-	
11000- 2100- 52220- 0000- 068004- 1211- 00000	MedicarePaymnts	26.00	26.00	640.03	162.06	776.09-	
11000- 2100- 52220- 0000- 068004- 1218- 00000	MedicarePaymnts	1,269.00	1,269.00		34.89	1,234.11	
11000- 2100- 52220- 0000- 068004- 1511- 00000	MedicarePaymnts	435.00	435.00	312.66	105.73	16.61	
11000- 2100- 52220- 2000- 068004- 1211- 00000	MedicarePaymnts			57.36	15.10	72.46-	
11000- 2100- 52220- 2000- 068004- 1315- 00000	MedicarePaymnts				36.84	36.84-	
11000- 2100- 52311- 0000- 068004- 1211- 00000	Hth&MedPremiums				1,703.32	1,703.32-	
11000- 2100- 52311- 0000- 068004- 1218- 00000	Hth&MedPremiums	7,427.00	7,427.00			7,427.00	
11000- 2100- 52312- 0000- 068004- 1211- 00000	Life		40.00	27.36	8.40	4.24	
11000- 2100- 52312- 0000- 068004- 1218- 00000	Life	32.00	32.00			32.00	
11000- 2100- 52312- 0000- 068004- 1511- 00000	Life	32.00	32.00	12.96	4.20	14.84	
11000- 2100- 52312- 2000- 068004- 1315- 00000	Life		3.00		2.04	.96	
11000- 2100- 52313- 0000- 068004- 1211- 00000	Dental				76.20	76.20-	
11000- 2100- 52313- 0000- 068004- 1218- 00000	Dental	197.00	197.00			197.00	
11000- 2100- 52314- 0000- 068004- 1211- 00000	Vision				14.68	14.68-	
11000- 2100- 52314- 0000- 068004- 1218- 00000	Vision	46.00	46.00			46.00	
11000- 2100- 52315- 0000- 068004- 1211- 00000	Disability				37.22	37.22-	
11000- 2100- 52315- 0000- 068004- 1218- 00000	Disability	281.00	281.00			281.00	

Selection Grouped by Account Type, Filtered by User Permissions, (Org = 180, Online/Offline = N, Period = 4, UnPosted JEs? = N, Assets and Liabilities? = N, Restricted Accts? = Y, Objct = 5, Obj Digits = 0, Page Break Lvl = )

Balances through 10/31/2023						Fiscal Year 2023/24	
Funds- Func- Obj ct - Pr gm- Locat n- Jb Cl - Opt nl	Description	Adopted Budget	Revised Budget	Encumbered	Expenditure	Account Balance	
<b>Funds 11000 - Operational, Func 2100 - SuppSvcsStudnts (continued)</b>							
11000- 2100- 52315- 0000- 068004- 1511- 00000	Disability	118.00	118.00	70.38	23.46	24.16	
11000- 2100- 52315- 2000- 068004- 1315- 00000	Disability				4.53	4.53-	
11000- 2100- 52710- 0000- 068004- 1218- 00000	WorkersCompPrem	877.00	877.00	7.29	1,061.54	191.83-	
11000- 2100- 52710- 0000- 068004- 1511- 00000	WorkersCompPrem	301.00	301.00	1.88	129.12	170.00	
11000- 2100- 52720- 0000- 068004- 1211- 00000	WorkrsCompERFee				2.30	2.30-	
11000- 2100- 52720- 0000- 068004- 1218- 00000	WorkrsCompERFee	10.00	10.00			10.00	
11000- 2100- 52720- 0000- 068004- 1511- 00000	WorkrsCompERFee	10.00	10.00	2.30	1.15	6.55	
11000- 2100- 53211- 2000- 068004- 0000- 00000	DiagsContracted	8,000.00	8,000.00			8,000.00	
11000- 2100- 53215- 2000- 068004- 0000- 00000	PsycholgtsCont	10,500.00	10,500.00	6,358.64	4,141.36		
11000- 2100- 53330- 2000- 068004- 0000- 00000	ProfessDevelop	2,000.00	2,000.00		525.00	1,475.00	
11000- 2100- 55813- 2000- 068004- 0000- 00000	EmpTravNonTeach			800.00	478.05	1,278.05-	
11000- 2100- 56118- 2000- 068004- 0000- 00000	GenSuppliesMats	700.00	700.00			700.00	
<b>Total for Func 2100 and Expense accounts</b>		<b>182,935.00</b>	<b>209,782.00</b>	<b>101,835.27</b>	<b>40,236.66</b>	<b>67,710.07</b>	
<b>Funds 11000 - Operational, Func 2200 - Suppt Svcs Inst</b>							
11000- 2200- 53330- 0000- 068004- 0000- 00000	ProfessDevelop	3,500.00	3,500.00			3,500.00	
11000- 2200- 56113- 0000- 068004- 0000- 00000	Software	3,400.00	3,400.00			3,400.00	
11000- 2200- 56118- 0000- 068004- 0000- 00000	GenSuppliesMats	1,100.00	1,100.00	213.90		886.10	
<b>Total for Func 2200 and Expense accounts</b>		<b>8,000.00</b>	<b>8,000.00</b>	<b>213.90</b>	<b>.00</b>	<b>7,786.10</b>	
<b>Funds 11000 - Operational, Func 2300 - SupptSvcs-Admin</b>							
11000- 2300- 51100- 0000- 068004- 1111- 00000	SalariesExpense,Superinte	121,290.00	121,290.00	80,860.00	40,430.00		
11000- 2300- 51300- 0000- 068004- 1217- 00000	AddtnlCompenstn,Sec/Crcl/			2,250.00	750.00	3,000.00-	
11000- 2300- 52111- 0000- 068004- 1111- 00000	EducRetirement	22,015.00	22,015.00	14,676.16	7,338.08	.76	
11000- 2300- 52111- 0000- 068004- 1217- 00000	EducRetirement			408.30	136.10	544.40-	
11000- 2300- 52112- 0000- 068004- 1111- 00000	ERARetireeHlth	2,426.00	2,426.00	1,617.28	808.64	.08	
11000- 2300- 52112- 0000- 068004- 1217- 00000	ERARetireeHlth			45.00	15.00	60.00-	
11000- 2300- 52210- 0000- 068004- 1111- 00000	FICA Payments	7,520.00	7,520.00	4,858.40	2,431.68	229.92	
11000- 2300- 52210- 0000- 068004- 1217- 00000	FICA Payments			139.50	46.50	186.00-	
11000- 2300- 52220- 0000- 068004- 1111- 00000	MedicarePaymnts	1,759.00	1,759.00	1,136.16	568.68	54.16	
11000- 2300- 52220- 0000- 068004- 1217- 00000	MedicarePaymnts			32.55	10.85	43.40-	
11000- 2300- 52311- 0000- 068004- 1111- 00000	Hth&MedPremiums	5,373.00	5,373.00	3,581.44	1,730.28	61.28	
11000- 2300- 52312- 0000- 068004- 1111- 00000	Life			23.04	11.04	34.08-	
11000- 2300- 52313- 0000- 068004- 1111- 00000	Dental	206.00	206.00	137.28	68.64	.08	
11000- 2300- 52314- 0000- 068004- 1111- 00000	Vision	46.00	46.00	30.08	15.04	.88	
11000- 2300- 52315- 0000- 068004- 1111- 00000	Disability	314.00	314.00	208.80	104.40	.80	
11000- 2300- 52710- 0000- 068004- 1111- 00000	WorkersCompPrem	1,216.00	1,216.00	.82	56.18	1,159.00	
11000- 2300- 52720- 0000- 068004- 1111- 00000	WorkrsCompERFee	10.00	10.00	6.90	2.30	.80	

Selection Grouped by Account Type, Filtered by User Permissions, (Org = 180, Online/Offline = N, Period = 4, UnPosted JEs? = N, Assets and Liabilities? = N, Restricted Accts? = Y, Objct = 5, Obj Digits = 0, Page Break Lvl = )

Balances through 10/31/2023						Fiscal Year 2023/24	
Funds- Func- Obj ct - Pr gm- Locat n- JbCl - Opt nl	Description	Adopted Budget	Revised Budget	Encumbered	Expenditure	Account Balance	
<b>Funds 11000 - Operational, Func 2300 - SupptSvcs-Admin (continued)</b>							
11000- 2300- 53411- 0000- 068004- 0000- 00000	Auditing	8,500.00	8,500.00	8,500.00			
11000- 2300- 53413- 0000- 068004- 0000- 00000	Legal	2,500.00	2,500.00	2,500.00			
11000- 2300- 55400- 0000- 068004- 0000- 00000	Advertising				603.46	603.46-	
11000- 2300- 55811- 0000- 068004- 0000- 00000	Board Travel	500.00	500.00	707.22		207.22-	
11000- 2300- 55812- 0000- 068004- 0000- 00000	Board Training	4,000.00	4,000.00	500.00		3,500.00	
11000- 2300- 56118- 0000- 068004- 0000- 00000	GenSuppliesMats				180.00	180.00-	
<b>Total for Func 2300 and Expense accounts</b>		<b>177,675.00</b>	<b>177,675.00</b>	<b>122,218.93</b>	<b>55,306.87</b>	<b>149.20</b>	
<b>Funds 11000 - Operational, Func 2400 - SupSvcsSchAdmin</b>							
11000- 2400- 51100- 0000- 068004- 1112- 00000	SalariesExpense,Principal			65,625.12	21,875.04	87,500.16-	
11000- 2400- 51100- 0000- 068004- 1217- 00000	SalariesExpense,Sec/Crcl/	52,062.00	52,062.00	42,331.25	12,718.75	2,988.00-	
11000- 2400- 51300- 0000- 068004- 1217- 00000	AddtnlCompenstn,Sec/Crcl/	738.00	738.00			738.00	
11000- 2400- 52111- 0000- 068004- 1112- 00000	EducRetirement		15,882.00	11,910.96	3,970.32	.72	
11000- 2400- 52111- 0000- 068004- 1217- 00000	EducRetirement	9,584.00	9,992.00	7,683.20	2,308.48	.32	
11000- 2400- 52112- 0000- 068004- 1112- 00000	ERARetireeHlth		1,751.00	1,312.56	437.52	.92	
11000- 2400- 52112- 0000- 068004- 1217- 00000	ERARetireeHlth	1,057.00	1,102.00	846.72	254.40	.88	
11000- 2400- 52210- 0000- 068004- 1112- 00000	FICA Payments		5,078.00	3,792.06	1,265.84	20.10	
11000- 2400- 52210- 0000- 068004- 1217- 00000	FICA Payments	3,274.00	3,414.00	2,566.35	775.63	72.02	
11000- 2400- 52220- 0000- 068004- 1112- 00000	MedicarePaymnts		1,188.00	886.86	296.04	5.10	
11000- 2400- 52220- 0000- 068004- 1217- 00000	MedicarePaymnts	766.00	799.00	600.13	181.39	17.48	
11000- 2400- 52311- 0000- 068004- 1112- 00000	Hth&MedPremiums		7,294.00	5,866.38	1,911.46	483.84-	
11000- 2400- 52312- 0000- 068004- 1112- 00000	Life		37.00	25.92	8.40	2.68	
11000- 2400- 52312- 0000- 068004- 1217- 00000	Life	64.00	64.00	40.32	12.60	11.08	
11000- 2400- 52313- 0000- 068004- 1112- 00000	Dental			147.24	49.08	196.32-	
11000- 2400- 52314- 0000- 068004- 1112- 00000	Vision		46.00	33.84	11.28	.88	
11000- 2400- 52315- 0000- 068004- 1112- 00000	Disability			210.06	70.02	280.08-	
11000- 2400- 52315- 0000- 068004- 1217- 00000	Disability	118.00	118.00	70.56	23.52	23.92	
11000- 2400- 52710- 0000- 068004- 1217- 00000	WorkersCompPrem	523.00	523.00	12.59	864.41	354.00-	
11000- 2400- 52720- 0000- 068004- 1112- 00000	WorkrsCompERFee			4.60	2.30	6.90-	
11000- 2400- 52720- 0000- 068004- 1217- 00000	WorkrsCompERFee	20.00	20.00	6.90	3.45	9.65	
11000- 2400- 53330- 0000- 068004- 0000- 00000	ProfessDevelop			150.00		150.00-	
11000- 2400- 53414- 0000- 068004- 0000- 00000	OthProfTechSvcs	1,700.00	1,700.00	1,700.00			
11000- 2400- 55813- 0000- 068004- 0000- 00000	EmpTravNonTeach	1,000.00	1,000.00	395.00		605.00	
11000- 2400- 56113- 0000- 068004- 0000- 00000	Software			119.99		119.99-	
11000- 2400- 56118- 0000- 068004- 0000- 00000	GenSuppliesMats	750.00	750.00	132.00		618.00	
<b>Total for Func 2400 and Expense accounts</b>		<b>71,656.00</b>	<b>103,558.00</b>	<b>146,470.61</b>	<b>47,039.93</b>	<b>89,952.54-</b>	
<b>Funds 11000 - Operational, Func 2500 - Central Svcs</b>							

Selection Grouped by Account Type, Filtered by User Permissions, (Org = 180, Online/Offline = N, Period = 4, UnPosted JEs? = N, Assets and Liabilities? = N, Restricted Accts? = Y, Objct = 5, Obj Digits = 0, Page Break Lvl = )

Balances through 10/31/2023						Fiscal Year 2023/24
Funds- Func- Obj ct - Pr gm- Locat n- JbCl - Opt nl	Description	Adopted Budget	Revised Budget	Encumbered	Expenditure	Account Balance
<b>Funds 11000 - Operational, Func 2500 - Central Svcs</b>						
11000- 2500- 53414- 0000- 068004- 0000- 00000	OthProfTechSvcs	99,415.00	99,415.00	72,226.62	26,248.38	940.00
11000- 2500- 53711- 0000- 068004- 0000- 00000	Other Charges			118.00	177.00	295.00-
11000- 2500- 56113- 0000- 068004- 0000- 00000	Software	18,252.00	18,252.00		20,005.34	1,753.34-
11000- 2500- 56118- 0000- 068004- 0000- 00000	GenSuppliesMats	500.00	500.00			500.00
11000- 2500- 56119- 0000- 068004- 0000- 00000	SupAsst<5k				190.50	190.50-
<b>Total for Func 2500 and Expense accounts</b>		<b>118,167.00</b>	<b>118,167.00</b>	<b>72,344.62</b>	<b>46,621.22</b>	<b>798.84-</b>
<b>Funds 11000 - Operational, Func 2600 - Op&amp;MaintofPlant</b>						
11000- 2600- 51100- 0000- 068004- 1615- 00000	SalariesExpense,Custodial	31,800.00	31,800.00	24,000.12	8,000.04	200.16-
11000- 2600- 52111- 0000- 068004- 1615- 00000	EducRetirement	5,772.00	5,772.00	4,356.00	1,452.00	36.00-
11000- 2600- 52112- 0000- 068004- 1615- 00000	ERARetireeHlth	636.00	636.00	480.06	160.02	4.08-
11000- 2600- 52210- 0000- 068004- 1615- 00000	FICA Payments	1,972.00	1,972.00	1,488.06	496.02	12.08-
11000- 2600- 52220- 0000- 068004- 1615- 00000	MedicarePaymnts	462.00	462.00	347.94	115.98	1.92-
11000- 2600- 52312- 0000- 068004- 1615- 00000	Life			25.92	8.40	34.32-
11000- 2600- 52315- 0000- 068004- 1615- 00000	Disability	140.00	140.00	78.30	26.10	35.60
11000- 2600- 52710- 0000- 068004- 1615- 00000	WorkersCompPrem	319.00	319.00	3.72	255.28	60.00
11000- 2600- 52720- 0000- 068004- 1615- 00000	WorkrsCompERFee	10.00	10.00	4.60	2.30	3.10
11000- 2600- 54311- 0000- 068004- 0000- 00000	MntRepFrnFixEqp				498.95	498.95-
11000- 2600- 54312- 0000- 068004- 0000- 00000	MntRepBlgsGrnds	1,000.00	1,000.00			1,000.00
11000- 2600- 54411- 0000- 068004- 0000- 00000	Electricity	6,300.00	6,300.00	5,695.77	2,047.41	1,443.18-
11000- 2600- 54412- 0000- 068004- 0000- 00000	NatGasBuildings	14,875.00	14,875.00	14,388.27	1,170.74	684.01-
11000- 2600- 54415- 0000- 068004- 0000- 00000	Water/Sewage	14,333.00	14,333.00	10,926.65	4,729.94	1,323.59-
11000- 2600- 54416- 0000- 068004- 0000- 00000	CommunicatnSvcs	7,818.00	7,818.00	5,759.37	1,308.63	750.00
11000- 2600- 54610- 0000- 068004- 0000- 00000	RentLandBldngs	49,250.00	49,250.00	36,880.00	12,220.00	150.00
11000- 2600- 55200- 0000- 068004- 0000- 00000	PropertyLiablns	10,439.00	10,439.00	149.89	10,289.11	
11000- 2600- 56118- 0000- 068004- 0000- 00000	GenSuppliesMats	6,500.00	6,500.00	2,083.42	1,496.10	2,920.48
11000- 2600- 56119- 0000- 068004- 0000- 00000	SupAsst<5k	750.00	750.00			750.00
<b>Total for Func 2600 and Expense accounts</b>		<b>152,376.00</b>	<b>152,376.00</b>	<b>106,668.09</b>	<b>44,277.02</b>	<b>1,430.89</b>
<b>Funds 11000 - Operational, Func 2700 - StudentTranspnt</b>						
11000- 2700- 51100- 0000- 068004- 1622- 00000	SalariesExpense,Bus Drive	5,636.00	9,016.00	6,961.85	1,502.55	551.60
11000- 2700- 51300- 0000- 068004- 1622- 00000	AddtnlCompenstn,Bus Drive		360.00		360.00	
11000- 2700- 52111- 0000- 068004- 1622- 00000	EducRetirement	1,023.00	1,702.00	1,263.57	338.06	100.37
11000- 2700- 52112- 0000- 068004- 1622- 00000	ERARetireeHlth	113.00	188.00	139.24	37.25	11.51
11000- 2700- 52210- 0000- 068004- 1622- 00000	FICA Payments	350.00	582.00	431.63	115.47	34.90
11000- 2700- 52220- 0000- 068004- 1622- 00000	MedicarePaymnts	82.00	136.00	100.94	27.01	8.05
11000- 2700- 52312- 0000- 068004- 1622- 00000	Life	32.00	33.00	27.36	5.76	.12-
11000- 2700- 52710- 0000- 068004- 1622- 00000	WorkersCompPrem	57.00	301.00	4.32	296.68	

Selection Grouped by Account Type, Filtered by User Permissions, (Org = 180, Online/Offline = N, Period = 4, UnPosted JEs? = N, Assets and Liabilities? = N, Restricted Accts? = Y, Objct = 5, Obj Digits = 0, Page Break Lvl = )

Balances through 10/31/2023						Fiscal Year 2023/24
Funds- Func- Obj ct - Pr gm- Locat n- JbCl - Opt nl	Description	Adopted Budget	Revised Budget	Encumbered	Expenditure	Account Balance
<b>Funds 11000 - Operational, Func 2700 - StudentTranspntn (continued)</b>						
11000- 2700- 52720- 0000- 068004- 1622- 00000	WorkrsCompERFee	10.00	10.00	4.60	2.30	3.10
11000- 2700- 54314- 0000- 068004- 0000- 00000	MntRepBuses	2,500.00	2,500.00		896.65	1,603.35
11000- 2700- 55200- 0000- 068004- 0000- 00000	PropertyLiablns	750.00	750.00	10.77	739.23	
11000- 2700- 56211- 0000- 068004- 0000- 00000	Gasoline	2,000.00	2,000.00	1,849.99	150.01	
<b>Total for Func 2700 and Expense accounts</b>		<b>12,553.00</b>	<b>17,578.00</b>	<b>10,794.27</b>	<b>4,470.97</b>	<b>2,312.76</b>
<b>Funds 11000 - Operational, Func 2900 - Oth Suppt Svcs</b>						
11000- 2900- 58219- 0000- 068004- 0000- 00000	PayStMchMedcad	1,000.00	1,000.00			1,000.00
<b>Total for Func 2900 and Expense accounts</b>		<b>1,000.00</b>	<b>1,000.00</b>	<b>.00</b>	<b>.00</b>	<b>1,000.00</b>
<b>Funds 11000 - Operational, Func 3100 - FoodSvcsOpertns</b>						
11000- 3100- 51300- 0000- 068004- 1617- 00000	AddtnlCompenstn,Food Serv	9,000.00	9,000.00	3,000.00	4,284.37	1,715.63
11000- 3100- 52111- 0000- 068004- 1617- 00000	EducRetirement	1,634.00	1,634.00	544.50	777.61	311.89
11000- 3100- 52112- 0000- 068004- 1617- 00000	ERARetireeHlth	180.00	180.00	60.00	85.68	34.32
11000- 3100- 52210- 0000- 068004- 1617- 00000	FICA Payments	558.00	558.00	186.15	265.69	106.16
11000- 3100- 52220- 0000- 068004- 1617- 00000	MedicarePaymnts	131.00	131.00	43.50	62.12	25.38
11000- 3100- 52312- 0000- 068004- 1617- 00000	Life				2.64	2.64
<b>Total for Func 3100 and Expense accounts</b>		<b>11,503.00</b>	<b>11,503.00</b>	<b>3,834.15</b>	<b>5,478.11</b>	<b>2,190.74</b>
<b>Total for Funds 11000</b>		<b>1,700,572.00</b>	<b>1,700,572.00</b>	<b>1,089,680.23</b>	<b>393,464.96</b>	<b>217,426.81</b>
<b>Funds 23000 - StudentActivity, Func 1000 - Instruction</b>						
23000- 1000- 56118- 1010- 068004- 0000- 00000	GenSuppliesMats	3,231.00	3,231.00			3,231.00
<b>Total for Funds 23000, Func 1000 and Expense accounts</b>		<b>3,231.00</b>	<b>3,231.00</b>	<b>.00</b>	<b>.00</b>	<b>3,231.00</b>
<b>Funds 24101 - Title I - IASA, Func 1000 - Instruction</b>						
24101- 1000- 51100- 1010- 068004- 1711- 00000	SalariesExpense,InstAssts	11,286.00	11,286.00	9,915.53	3,339.99	1,969.52
24101- 1000- 51300- 1010- 068004- 1621- 00000	AddtnlCompenstn,Summer/Af	1,000.00	1,000.00			1,000.00
24101- 1000- 52111- 1010- 068004- 1621- 00000	EducRetirement	182.00	182.00			182.00
24101- 1000- 52111- 1010- 068004- 1711- 00000	EducRetirement	3,229.00	3,229.00	1,799.68	606.20	823.12
24101- 1000- 52112- 1010- 068004- 1621- 00000	ERARetireeHlth	20.00	20.00			20.00
24101- 1000- 52112- 1010- 068004- 1711- 00000	ERARetireeHlth	356.00	356.00	198.36	66.82	90.82
24101- 1000- 52210- 1010- 068004- 1621- 00000	FICA Payments	62.00	62.00			62.00
24101- 1000- 52210- 1010- 068004- 1711- 00000	FICA Payments	1,103.00	1,103.00	614.65	207.05	281.30
24101- 1000- 52220- 1010- 068004- 1621- 00000	MedicarePaymnts	15.00	15.00			15.00
24101- 1000- 52220- 1010- 068004- 1711- 00000	MedicarePaymnts	258.00	258.00	143.64	48.40	65.96
24101- 1000- 52312- 1010- 068004- 1711- 00000	Life	32.00	32.00	13.68	5.62	12.70
24101- 1000- 52710- 1010- 068004- 1711- 00000	WorkersCompPrem	447.00	447.00	6.42	440.58	
24101- 1000- 52720- 1010- 068004- 1711- 00000	WorkrsCompERFee	10.00	10.00	2.30	1.15	6.55
<b>Total for Funds 24101, Func 1000 and Expense accounts</b>		<b>18,000.00</b>	<b>18,000.00</b>	<b>12,694.26</b>	<b>4,715.81</b>	<b>589.93</b>

Selection Grouped by Account Type, Filtered by User Permissions, (Org = 180, Online/Offline = N, Period = 4, UnPosted JEs? = N, Assets and Liabilities? = N, Restricted Accts? = Y, Objct = 5, Obj Digits = 0, Page Break Lvl = )

Balances through 10/31/2023						Fiscal Year 2023/24
Funds- Func- Obj ct - Pr gm- Locat n- Jb Cl - Opt nl	Description	Adopted Budget	Revised Budget	Encumbered	Expenditure	Account Balance
<b>Funds 24106 - IDEABEntitlemnt, Func 1000 - Instruction</b>						
24106- 1000- 51100- 2000- 068004- 1412- 00000	SalariesExpense, Teachers	25,355.00	25,355.00	12,434.74	3,272.30	9,647.96
24106- 1000- 52111- 2000- 068004- 1412- 00000	EducRetirement	2,744.00	2,744.00	2,256.82	593.91	106.73-
24106- 1000- 52112- 2000- 068004- 1412- 00000	ERARetireeHlth	303.00	303.00	248.71	65.45	11.16-
24106- 1000- 52210- 2000- 068004- 1412- 00000	FICA Payments	938.00	938.00	771.02	202.90	35.92-
24106- 1000- 52220- 2000- 068004- 1412- 00000	MedicarePaymnts	220.00	220.00	180.31	47.45	7.76-
24106- 1000- 52312- 2000- 068004- 1412- 00000	Life	32.00	32.00	6.46	1.99	23.55
24106- 1000- 52710- 2000- 068004- 1412- 00000	WorkersCompPrem	185.00	185.00	17.46	1,198.54	1,031.00-
24106- 1000- 52720- 2000- 068004- 1412- 00000	WorkrsCompERFee	10.00	10.00	1.10	.55	8.35
<b>Total for Funds 24106, Func 1000 and Expense accounts</b>		<b>29,787.00</b>	<b>29,787.00</b>	<b>15,916.62</b>	<b>5,383.09</b>	<b>8,487.29</b>
<b>Funds 24154 - TchPrinTrainRec, Func 1000 - Instruction</b>						
24154- 1000- 51300- 1010- 068004- 1411- 00000	AddtnlCompenstn, Teachers	1,000.00	2,000.00	1,000.00	1,000.00	
24154- 1000- 52111- 1010- 068004- 1411- 00000	EducRetirement	182.00	363.00			363.00
24154- 1000- 52112- 1010- 068004- 1411- 00000	ERARetireeHlth	20.00	40.00			40.00
24154- 1000- 52210- 1010- 068004- 1411- 00000	FICA Payments	62.00	124.00	62.00	61.99	.01
24154- 1000- 52220- 1010- 068004- 1411- 00000	MedicarePaymnts	15.00	29.00	14.48	14.47	.05
<b>Total for Func 1000 and Expense accounts</b>		<b>1,279.00</b>	<b>2,556.00</b>	<b>1,076.48</b>	<b>1,076.46</b>	<b>403.06</b>
<b>Funds 24154 - TchPrinTrainRec, Func 2200 - Suppt Svcs Inst</b>						
24154- 2200- 53330- 0000- 068004- 0000- 00000	ProfessDevelop	3,721.00	2,444.00			2,444.00
<b>Total for Func 2200 and Expense accounts</b>		<b>3,721.00</b>	<b>2,444.00</b>	<b>.00</b>	<b>.00</b>	<b>2,444.00</b>
<b>Total for Funds 24154</b>		<b>5,000.00</b>	<b>5,000.00</b>	<b>1,076.48</b>	<b>1,076.46</b>	<b>2,847.06</b>
<b>Funds 24330 - ESSER III, Func 1000 - Instruction</b>						
24330- 1000- 51100- 1010- 068004- 1411- 00000	SalariesExpense, Teachers	44,373.00	44,373.00	31,666.73	9,166.69	3,539.58
24330- 1000- 51100- 1010- 068004- 1711- 00000	SalariesExpense, InstAssts	25,750.00	25,750.00	20,385.48	5,364.60	.08-
24330- 1000- 52111- 1010- 068004- 1411- 00000	EducRetirement	8,054.00	8,054.00	5,747.50	1,663.76	642.74
24330- 1000- 52111- 1010- 068004- 1711- 00000	EducRetirement	4,674.00	4,674.00	3,700.06	973.70	.24
24330- 1000- 52112- 1010- 068004- 1411- 00000	ERARetireeHlth	888.00	888.00	633.46	183.36	71.18
24330- 1000- 52112- 1010- 068004- 1711- 00000	ERARetireeHlth	515.00	515.00	407.74	107.30	.04-
24330- 1000- 52210- 1010- 068004- 1411- 00000	FICA Payments	2,752.00	2,752.00	1,963.46	568.36	220.18
24330- 1000- 52210- 1010- 068004- 1711- 00000	FICA Payments	1,597.00	1,597.00	1,263.88	332.60	.52
24330- 1000- 52220- 1010- 068004- 1411- 00000	MedicarePaymnts	644.00	644.00	459.23	132.93	51.84
24330- 1000- 52220- 1010- 068004- 1711- 00000	MedicarePaymnts	374.00	374.00	295.64	77.80	.56
24330- 1000- 52312- 1010- 068004- 1411- 00000	Life	32.00	32.00	21.85	7.53	2.62
24330- 1000- 52312- 1010- 068004- 1711- 00000	Life	32.00	32.00	27.36	8.40	3.76-
24330- 1000- 52710- 1010- 068004- 1411- 00000	WorkersCompPrem	445.00	445.00	7.51	515.49	78.00-
24330- 1000- 52710- 1010- 068004- 1711- 00000	WorkersCompPrem	259.00	259.00	4.58	314.42	60.00-

Selection Grouped by Account Type, Filtered by User Permissions, (Org = 180, Online/Offline = N, Period = 4, UnPosted JEs? = N, Assets and Liabilities? = N, Restricted Accts? = Y, Objct = 5, Obj Digits = 0, Page Break Lvl = )



Balances through 10/31/2023						Fiscal Year 2023/24
Funds- Func- Obj ct - Pr gm- Locat n- JbCl - Opt nl	Description	Adopted Budget	Revised Budget	Encumbered	Expenditure	Account Balance
<b>Funds 24330 - ESSER III, Func 1000 - Instruction (continued)</b>						
24330- 1000- 52720- 1010- 068004- 1411- 00000	WorkrsCompERFee	10.00	10.00	3.68	1.84	4.48
24330- 1000- 52720- 1010- 068004- 1711- 00000	WorkrsCompERFee	10.00	10.00	4.60	2.30	3.10
<b>Total for Func 1000 and Expense accounts</b>		<b>90,409.00</b>	<b>90,409.00</b>	<b>66,592.76</b>	<b>19,421.08</b>	<b>4,395.16</b>
<b>Funds 24330 - ESSER III, Func 2100 - SuppSvcsStudnts</b>						
24330- 2100- 51100- 0000- 068004- 1218- 00000	SalariesExpense,Sch/Stude	15,000.00	15,000.00			15,000.00
24330- 2100- 51100- 2000- 068004- 1315- 00000	SalariesExpense,Psych/Cou	55,000.00	55,000.00	49,479.23	10,416.67	4,895.90-
24330- 2100- 52111- 0000- 068004- 1218- 00000	EducRetirement	2,723.00	2,723.00			2,723.00
24330- 2100- 52111- 2000- 068004- 1315- 00000	EducRetirement	9,983.00	9,983.00	8,980.54	1,890.64	888.18-
24330- 2100- 52112- 0000- 068004- 1218- 00000	ERARetireeHlth	300.00	300.00			300.00
24330- 2100- 52112- 2000- 068004- 1315- 00000	ERARetireeHlth	1,100.00	1,100.00	989.52	208.32	97.84-
24330- 2100- 52210- 0000- 068004- 1218- 00000	FICA Payments	930.00	930.00			930.00
24330- 2100- 52210- 2000- 068004- 1315- 00000	FICA Payments	3,410.00	3,410.00	2,918.02	618.26	126.28-
24330- 2100- 52220- 0000- 068004- 1218- 00000	MedicarePaymnts	218.00	218.00			218.00
24330- 2100- 52220- 2000- 068004- 1315- 00000	MedicarePaymnts	798.00	798.00	682.48	144.60	29.08-
24330- 2100- 52311- 2000- 068004- 1315- 00000	Hth&MedPremiums	10,397.00	10,397.00			10,397.00
24330- 2100- 52312- 0000- 068004- 1218- 00000	Life	32.00	32.00			32.00
24330- 2100- 52312- 2000- 068004- 1315- 00000	Life	32.00	32.00	27.36	6.36	1.72-
24330- 2100- 52313- 2000- 068004- 1315- 00000	Dental	386.00	386.00			386.00
24330- 2100- 52314- 2000- 068004- 1315- 00000	Vision	128.00	128.00			128.00
24330- 2100- 52315- 2000- 068004- 1315- 00000	Disability			172.14	31.71	203.85-
24330- 2100- 52710- 0000- 068004- 1218- 00000	WorkersCompPrem	151.00	151.00	2.17	148.83	
24330- 2100- 52710- 2000- 068004- 1315- 00000	WorkersCompPrem	594.00	594.00	8.53	585.47	
24330- 2100- 52720- 0000- 068004- 1218- 00000	WorkrsCompERFee	10.00	10.00			10.00
24330- 2100- 52720- 2000- 068004- 1315- 00000	WorkrsCompERFee	10.00	10.00	4.60	2.30	3.10
<b>Total for Func 2100 and Expense accounts</b>		<b>101,202.00</b>	<b>101,202.00</b>	<b>63,264.59</b>	<b>14,053.16</b>	<b>23,884.25</b>
<b>Funds 24330 - ESSER III, Func 2600 - Op&amp;MaintofPlant</b>						
24330- 2600- 56119- 0000- 068004- 0000- 00000	SupAsst<5k	9,673.00	9,673.00			9,673.00
<b>Total for Func 2600 and Expense accounts</b>		<b>9,673.00</b>	<b>9,673.00</b>	<b>.00</b>	<b>.00</b>	<b>9,673.00</b>
<b>Total for Funds 24330</b>		<b>201,284.00</b>	<b>201,284.00</b>	<b>129,857.35</b>	<b>33,474.24</b>	<b>37,952.41</b>
<b>Funds 25153 - TitleXIX-3/21Yr, Func 1000 - Instruction</b>						
25153- 1000- 55915- 1010- 068004- 0000- 00000	OthContractSvcs	1,912.00	1,912.00			1,912.00
<b>Total for Func 1000 and Expense accounts</b>		<b>1,912.00</b>	<b>1,912.00</b>	<b>.00</b>	<b>.00</b>	<b>1,912.00</b>
<b>Funds 25153 - TitleXIX-3/21Yr, Func 2100 - SuppSvcsStudnts</b>						
25153- 2100- 53212- 2000- 068004- 0000- 00000	SpeechThrpsCont	11,000.00	11,000.00			11,000.00
25153- 2100- 53213- 2000- 068004- 0000- 00000	OccThrpstCont	16,422.00	16,422.00			16,422.00

Selection Grouped by Account Type, Filtered by User Permissions, (Org = 180, Online/Offline = N, Period = 4, UnPosted JEs? = N, Assets and Liabilities? = N, Restricted Accts? = Y, Objct = 5, Obj Digits = 0, Page Break Lvl = )

Balances through 10/31/2023						Fiscal Year 2023/24	
Funds- Func- Obj ct - Pr gm- Locat n- Jb Cl - Opt nl	Description	Adopted Budget	Revised Budget	Encumbered	Expenditure	Account Balance	
<b>Funds 25153 - TitleXIX-3/21Yr, Func 2100 - SuppSvcsStudnts (continued)</b>							
25153- 2100- 55813- 2000- 068004- 0000- 00000	EmpTravNonTeach	150.00	150.00			150.00	
25153- 2100- 55915- 0000- 068004- 0000- 00000	OthContractSvcs				10.97	10.97-	
<b>Total for Func 2100 and Expense accounts</b>		<b>27,572.00</b>	<b>27,572.00</b>	<b>.00</b>	<b>10.97</b>	<b>27,561.03</b>	
<b>Funds 25153 - TitleXIX-3/21Yr, Func 2500 - Central Svcs</b>							
25153- 2500- 55914- 0000- 068004- 0000- 00000	CntrctsIntrAgcy	500.00	500.00	500.00			
<b>Total for Func 2500 and Expense accounts</b>		<b>500.00</b>	<b>500.00</b>	<b>500.00</b>	<b>.00</b>	<b>.00</b>	
<b>Total for Funds 25153</b>		<b>29,984.00</b>	<b>29,984.00</b>	<b>500.00</b>	<b>10.97</b>	<b>29,473.03</b>	
<b>Funds 27109 - Inst. Materials, Func 1000 - Instruction</b>							
27109- 1000- 56111- 1010- 068004- 0000- 00000	InsMatCsh50%Txb	1,729.00	1,729.00			1,729.00	
<b>Total for Funds 27109, Func 1000 and Expense accounts</b>		<b>1,729.00</b>	<b>1,729.00</b>	<b>.00</b>	<b>.00</b>	<b>1,729.00</b>	
<b>Funds 27126 - Community Sch, Func 2100 - SuppSvcsStudnts</b>							
27126- 2100- 52710- 0000- 068004- 1211- 00000	WorkersCompPrem			8.17		8.17-	
<b>Total for Funds 27126, Func 2100 and Expense accounts</b>		<b>.00</b>	<b>.00</b>	<b>8.17</b>	<b>.00</b>	<b>8.17-</b>	
<b>Funds 27202 - OpenSciExplni, Func 1000 - Instruction</b>							
27202- 1000- 56118- 1010- 068004- 0000- 00000	GenSuppliesMats	5,100.00	5,100.00			5,100.00	
<b>Total for Funds 27202, Func 1000 and Expense accounts</b>		<b>5,100.00</b>	<b>5,100.00</b>	<b>.00</b>	<b>.00</b>	<b>5,100.00</b>	
<b>Funds 27407 - Family Inc Ind, Func 2100 - SuppSvcsStudnts</b>							
27407- 2100- 51100- 0000- 068004- 1218- 00000	SalariesExpense,Sch/Stude	22,001.00	22,001.00			22,001.00	
27407- 2100- 52111- 0000- 068004- 1218- 00000	EducRetirement	3,994.00	3,994.00			3,994.00	
27407- 2100- 52112- 0000- 068004- 1218- 00000	ERARetireeHlth	441.00	441.00			441.00	
27407- 2100- 52210- 0000- 068004- 1218- 00000	FICA Payments	1,365.00	1,365.00			1,365.00	
27407- 2100- 52220- 0000- 068004- 1218- 00000	MedicarePaymnts	320.00	320.00			320.00	
27407- 2100- 53711- 0000- 068004- 0000- 00000	Other Charges	16,669.00	16,669.00			16,669.00	
27407- 2100- 56113- 0000- 068004- 0000- 00000	Software				950.00	950.00-	
<b>Total for Funds 27407, Func 2100 and Expense accounts</b>		<b>44,790.00</b>	<b>44,790.00</b>	<b>.00</b>	<b>950.00</b>	<b>43,840.00</b>	
<b>Funds 29102 - PrivDirGrntsCat, Func 1000 - Instruction</b>							
29102- 1000- 56118- 1010- 068004- 0000- 00000	GenSuppliesMats	957.00	957.00			957.00	
<b>Total for Funds 29102, Func 1000 and Expense accounts</b>		<b>957.00</b>	<b>957.00</b>	<b>.00</b>	<b>.00</b>	<b>957.00</b>	
<b>Funds 31400 - SpcCapOutlaySt, Func 4000 - Capital Outay</b>							
31400- 4000- 56119- 0000- 068004- 0000- 00000	SupAsst<5k	1,663.00	3,326.00			3,326.00	
<b>Total for Funds 31400, Func 4000 and Expense accounts</b>		<b>1,663.00</b>	<b>3,326.00</b>	<b>.00</b>	<b>.00</b>	<b>3,326.00</b>	
<b>Funds 31703 - CapImprvsSB9Loc, Func 4000 - Capital Outay</b>							
31703- 4000- 56119- 0000- 068004- 0000- 00000	SupAsst<5k	44,318.00	44,318.00	5,000.00		39,318.00	

Selection Grouped by Account Type, Filtered by User Permissions, (Org = 180, Online/Offline = N, Period = 4, UnPosted JEs? = N, Assets and Liabilities? = N, Restricted Accts? = Y, Objct = 5, Obj Digits = 0, Page Break Lvl = )

Balances through 10/31/2023

Fiscal Year 2023/24

Funds- Func- Obj ct - Pr gm- Locat n- JbCl - Opt nl	Description	Adopted Budget	Revised Budget	Encumbered	Expenditure	Account Balance
Total for Funds 31703, Func 4000 and Expense accounts		44,318.00	44,318.00	5,000.00	.00	39,318.00
Total for Org 180 - Rio Gallinas School for Ecology and the Arts		2,086,415.00	2,088,078.00	1,254,733.11	439,075.53	394,269.36

Balances through 10/31/2023					Fiscal Year 2023/24	
Funds- Func- Obj ct - Pr gm- Locat n- JbCl - Opt nl	Description	Adopted Budget	Revised Budget	Revenue	Account Balance	
<b>Funds 11000 - Operational, Func 0000 - None</b>						
11000- 0000- 43101- 0000- 068004- 0000- 00000	StEqulzGuarantee	1,363,443.00	1,363,443.00	455,481.90	907,961.10	
11000- 0000- 46100- 0000- 068004- 0000- 00000	AccessBrdE-Rate			3,780.00	3,780.00-	
<b>Total for Funds 11000, Func 0000 and Revenue accounts</b>		<b>1,363,443.00</b>	<b>1,363,443.00</b>	<b>459,261.90</b>	<b>904,181.10</b>	
<b>Funds 24101 - Title I - IASA, Func 0000 - None</b>						
24101- 0000- 41924- 0000- 068004- 0000- 00000	FlowthrDistChtr	18,000.00	18,000.00	11,127.06	6,872.94	
<b>Total for Funds 24101, Func 0000 and Revenue accounts</b>		<b>18,000.00</b>	<b>18,000.00</b>	<b>11,127.06</b>	<b>6,872.94</b>	
<b>Funds 24106 - IDEABEntitlemnt, Func 0000 - None</b>						
24106- 0000- 41924- 0000- 068004- 0000- 00000	FlowthrDistChtr	29,787.00	29,787.00	9,193.62	20,593.38	
<b>Total for Funds 24106, Func 0000 and Revenue accounts</b>		<b>29,787.00</b>	<b>29,787.00</b>	<b>9,193.62</b>	<b>20,593.38</b>	
<b>Funds 24154 - TchPrinTrainRec, Func 0000 - None</b>						
24154- 0000- 41924- 0000- 068004- 0000- 00000	FlowthrDistChtr	5,000.00	5,000.00	3,801.16	1,198.84	
<b>Total for Funds 24154, Func 0000 and Revenue accounts</b>		<b>5,000.00</b>	<b>5,000.00</b>	<b>3,801.16</b>	<b>1,198.84</b>	
<b>Funds 24308 - CRRSA, ESSER II, Func 0000 - None</b>						
24308- 0000- 41924- 0000- 068004- 0000- 00000	FlowthrDistChtr			16,954.07	16,954.07-	
<b>Total for Funds 24308, Func 0000 and Revenue accounts</b>		<b>.00</b>	<b>.00</b>	<b>16,954.07</b>	<b>16,954.07-</b>	
<b>Funds 24330 - ESSER III, Func 0000 - None</b>						
24330- 0000- 41924- 0000- 068004- 0000- 00000	FlowthrDistChtr	201,284.00	201,284.00	44,593.37	156,690.63	
<b>Total for Funds 24330, Func 0000 and Revenue accounts</b>		<b>201,284.00</b>	<b>201,284.00</b>	<b>44,593.37</b>	<b>156,690.63</b>	
<b>Funds 25153 - TitleXIX-3/21Yr, Func 0000 - None</b>						
25153- 0000- 44301- 0000- 068004- 0000- 00000	OthResGtsFedDir	12,000.00	12,000.00	2,478.39	9,521.61	
<b>Total for Funds 25153, Func 0000 and Revenue accounts</b>		<b>12,000.00</b>	<b>12,000.00</b>	<b>2,478.39</b>	<b>9,521.61</b>	
<b>Funds 26107 - RECDistFisclAgt, Func 0000 - None</b>						
26107- 0000- 43214- 0000- 068004- 0000- 00000	InterGovCntREC			15,000.00	15,000.00-	
<b>Total for Funds 26107, Func 0000 and Revenue accounts</b>		<b>.00</b>	<b>.00</b>	<b>15,000.00</b>	<b>15,000.00-</b>	
<b>Funds 27109 - Inst. Materials, Func 0000 - None</b>						
27109- 0000- 43202- 0000- 068004- 0000- 00000	StFlowThruGrant			1,729.04	1,729.04-	
27109- 0000- 43211- 0000- 068004- 0000- 00000	InstMatCash50%	1,729.00	1,729.00		1,729.00	
<b>Total for Funds 27109, Func 0000 and Revenue accounts</b>		<b>1,729.00</b>	<b>1,729.00</b>	<b>1,729.04</b>	<b>.04-</b>	
<b>Funds 27114 - NMReadstoLeadK3, Func 0000 - None</b>						
27114- 0000- 43202- 0000- 068004- 0000- 00000	StFlowThruGrant			26,918.02	26,918.02-	
<b>Total for Funds 27114, Func 0000 and Revenue accounts</b>		<b>.00</b>	<b>.00</b>	<b>26,918.02</b>	<b>26,918.02-</b>	

Selection Grouped by Account Type, Filtered by User Permissions, (Org = 180, Online/Offline = N, Period = 4, UnPosted JEs? = N, Assets and Liabilities? = N, Restricted Accts? = Y, Objct = 4, Obj Digits = 0, Page Break Lvl = )

Balances through 10/31/2023				Fiscal Year 2023/24	
Funds- Func- Obj ct - Pr gm- Locat n- JbCl - Opt nl	Description	Adopted Budget	Revised Budget	Revenue	Account Balance
<b>Funds 27126 - Community Sch, Func 0000 - None</b>					
27126- 0000- 43202- 0000- 068004- 0000- 00000	StFlowThruGrant			35,116.90	35,116.90-
<b>Total for Funds 27126, Func 0000 and Revenue accounts</b>		<b>.00</b>	<b>.00</b>	<b>35,116.90</b>	<b>35,116.90-</b>
<b>Funds 27202 - OpenSciExplni, Func 0000 - None</b>					
27202- 0000- 43202- 0000- 068004- 0000- 00000	StFlowThruGrant	5,100.00	5,100.00		5,100.00
<b>Total for Funds 27202, Func 0000 and Revenue accounts</b>		<b>5,100.00</b>	<b>5,100.00</b>	<b>.00</b>	<b>5,100.00</b>
<b>Funds 27407 - Family Inc Ind, Func 0000 - None</b>					
27407- 0000- 43202- 0000- 068004- 0000- 00000	StFlowThruGrant	44,790.00	44,790.00	39,801.42	4,988.58
<b>Total for Funds 27407, Func 0000 and Revenue accounts</b>		<b>44,790.00</b>	<b>44,790.00</b>	<b>39,801.42</b>	<b>4,988.58</b>
<b>Funds 27516 - NMOOutdoorClass, Func 0000 - None</b>					
27516- 0000- 43202- 0000- 068004- 0000- 00000	StFlowThruGrant			8,857.83	8,857.83-
<b>Total for Funds 27516, Func 0000 and Revenue accounts</b>		<b>.00</b>	<b>.00</b>	<b>8,857.83</b>	<b>8,857.83-</b>
<b>Funds 31200 - PubSchCapOutlay, Func 0000 - None</b>					
31200- 0000- 43209- 0000- 068004- 0000- 00000	PSCOC Awards			12,000.00	12,000.00-
<b>Total for Funds 31200, Func 0000 and Revenue accounts</b>		<b>.00</b>	<b>.00</b>	<b>12,000.00</b>	<b>12,000.00-</b>
<b>Funds 31400 - SpcCapOutlaySt, Func 0000 - None</b>					
31400- 0000- 43202- 0000- 068004- 0000- 00000	StFlowThruGrant	1,663.00	1,663.00		1,663.00
31400- 0000- 43204- 0000- 068004- 0000- 00000	PriorYearBalnce		1,663.00	4,323.00	2,660.00-
<b>Total for Funds 31400, Func 0000 and Revenue accounts</b>		<b>1,663.00</b>	<b>3,326.00</b>	<b>4,323.00</b>	<b>997.00-</b>
<b>Funds 31703 - CapImprvsSB9Loc, Func 0000 - None</b>					
31703- 0000- 43202- 0000- 068004- 0000- 00000	StFlowThruGrant			19,605.00	19,605.00-
<b>Total for Funds 31703, Func 0000 and Revenue accounts</b>		<b>.00</b>	<b>.00</b>	<b>19,605.00</b>	<b>19,605.00-</b>
<b>Total for Org 180 - Rio Gallinas School for Ecology and the Arts</b>		<b>1,682,796.00</b>	<b>1,684,459.00</b>	<b>710,760.78</b>	<b>973,698.22</b>

Statement Date 10/31/2023

Cash Object 11011

Status Posted

Journal Entry #

Bank Statement Ending Balance	565,220.84	Service Charge	0.00
Less: Uncleared Payments	433.88	Interest Earned	0.00
Add: Uncleared Deposits	0.00		
Add: Uncleared Other	0.00	Cleared Payments	127,803.16
Adjusted Bank Balance	564,786.96	Cleared Deposits	156,832.35
System Cash Balance	564,786.96	Cleared Other	253.48
Add: Unposted Charges and Interest	0.00		
Revised System Cash Balance	564,786.96	Submitted By	BADONA, 11/06/2023
Difference	0.00	Posted By	ACRESS, 11/06/2023

Uncleared Payments

Issued	Check #	Check Amount	Pay To Name	Vendor ID	Emp ID	Bank Acct
08/10/23	12399	216.94	New Mexico Child Support Enforcement Divi:	010086		180MAIN
10/25/23	12492	216.94	New Mexico Child Support Enforcement Divi:	010086		180MAIN
		<b>433.88</b>				

Cleared Payments

Issued	Check #	Check Amount	Cleared Amount	Difference	Cleared	Pay To Name	Vendor ID	Emp ID	Bank Acct
09/08/23	12437	831.60	831.60		10/31/23	Sylvia Mary Lou Sanchez		000088	180MAIN
09/13/23	12442	1,515.79	1,515.79		10/31/23	Anastasia Murphy	010008		180MAIN
09/25/23	12454	829.60	829.60		10/31/23	Sylvia Mary Lou Sanchez		000088	180MAIN
09/25/23	12457	216.94	216.94		10/31/23	New Mexico Child Support Enforcement Divi:	010086		180MAIN
09/27/23	12458	937.02	937.02		10/31/23	City of Las Vegas	000019		180MAIN
09/27/23	12460	350.00	350.00		10/31/23	High Plains Regional Educ Coop	000195		180MAIN
09/27/23	12462	5,324.44	5,324.44		10/31/23	Literacy Resources, LLC	010041		180MAIN
10/04/23	12469	8,565.15	8,565.15		10/31/23	ACES	000083		180MAIN
10/04/23	12470	2,625.57	2,625.57		10/31/23	Anastasia Murphy	010008		180MAIN
10/04/23	12471	86.30	86.30		10/31/23	City of Las Vegas	000019		180MAIN
10/04/23	12472	110.00	110.00		10/31/23	First United Presbyterian	000056		180MAIN
10/04/23	12473	73.61	73.61		10/31/23	Nations Best Holdings LLC	010109		180MAIN
10/04/23	12474	175.00	175.00		10/31/23	Northeast Regional Educ Coop	000218		180MAIN
10/04/23	12475	755.70	755.70		10/31/23	Plateau Telecommunications Inc	000220		180MAIN
10/04/23	12476	810.67	810.67		10/31/23	PNM	000049		180MAIN
10/10/23	12477	935.33	935.33		10/31/23	Joelle Lujan		000074	180MAIN
10/10/23	12478	1,786.08	1,786.08		10/31/23	Lucinda J. Martinez		000098	180MAIN
10/10/23	12479	440.45	440.45		10/31/23	Kevin Murphy		000101	180MAIN
10/10/23	12480	831.60	831.60		10/31/23	Sylvia Mary Lou Sanchez		000088	180MAIN
10/10/23	12481	2,259.21	2,259.21		10/31/23	Janel Williams-Salazar		000085	180MAIN

Selection Grouped by Org, Cash Object, Statement Date - Sorted by Item date, Item #, (Org = 180, Cash Object IN ('11011'), Bank Statement Date = 10/31/2023, Uncleared Only? = No)



Statement Date 10/31/2023

Cash Object 11011

Status Posted

Journal Entry #

**Cleared Payments (continued)**

Issued	Check #	Check Amount	Cleared Amount	Difference	Cleared	Pay To Name	Vendor ID	Emp ID	Bank Acct
10/10/23	12482	9,337.05	9,337.05		10/31/23	EFTPS	900004		180MAIN
10/10/23	12483	216.94	216.94		10/31/23	New Mexico Child Support Enforcement Divi: 010086			180MAIN
10/10/23	Batch 10/10/2023	23,148.12	23,148.12		10/31/23				180MAIN
10/11/23	12506	253.43	253.43		10/31/23	Pre-Paid Legal Services, Inc	010124		180MAIN
10/12/23	12484	1,362.04	1,362.04		10/31/23	First Financial Group of Amer.	901000		180MAIN
10/18/23	12485	974.60	974.60		10/31/23	City of Las Vegas	000019		180MAIN
10/18/23	12486	600.00	600.00		10/31/23	Cynthia Calloway	010119		180MAIN
10/18/23	12487	813.56	813.56		10/31/23	Sharp Electronics Corporation	000202		180MAIN
10/18/23	12488	12,000.00	12,000.00		10/31/23	West Las Vegas Schools	000036		180MAIN
10/24/23	12493	86.00	86.00		10/31/23	New Mexico Taxation and Revenue Dep:	900013		180MAIN
10/24/23	12494	2,456.65	2,456.65		10/31/23	NM Taxation/Revenue Department	900003		180MAIN
10/24/23	12495	7,954.76	7,954.76		10/31/23	NMPSIA	900001		180MAIN
10/25/23	12489	557.22	557.22		10/31/23	Joelle Lujan		000074	180MAIN
10/25/23	12490	831.60	831.60		10/31/23	Sylvia Mary Lou Sanchez		000088	180MAIN
10/25/23	12491	9,336.03	9,336.03		10/31/23	EFTPS	900004		180MAIN
10/25/23	Batch 10/25/2023	28,415.10	28,415.10		10/31/23				180MAIN
		<b>127,803.16</b>	<b>127,803.16</b>						

**Cleared Deposits**

Deposited	Deposit #	Deposit Amount	Cleared Amount	Difference	Cleared	Bank Acct
10/06/23	Batch 10/06/2023	15,000.00	15,000.00		10/31/23	180MAIN
10/11/23	Batch 10/11/2023	115.43	115.43		10/31/23	180MAIN
10/12/23	Batch 10/12/2023	27,437.12	27,437.12		10/31/23	180MAIN
10/23/23	Batch 10/23/2023	113,953.88	113,953.88		10/31/23	180MAIN
10/24/23	Batch 10/24/2023	325.92	325.92		10/31/23	180MAIN
		<b>156,832.35</b>	<b>156,832.35</b>			

**Cleared Other**

Effective	JE #	Amount	Cleared Amount	Difference	Cleared	JE Comment	Bank Acct
10/11/23	CA24-00001	0.05	0.05		10/31/23		
10/31/23	CA24-00002	253.43	253.43		10/31/23		
		<b>253.48</b>	<b>253.48</b>				





Selection Grouped by Org, Cash Object, Statement Date - Sorted by Item date, Item #, (Org = 180, Cash Object IN ('11011'), Bank Statement Date = 10/31/2023, Uncleared Only? = No)



RETURN SERVICE REQUESTED

RIO GALLINAS SCHOOL FOR ECOLOGY AND THE  
2730 ROMERO ST  
LAS VEGAS NM 87701

### Managing Your Accounts

	Branch Name	Southwest Capital Bank
	Customer Service	(505) 247-7922
	Mailing Address	P.O. Box 25127 Albuquerque, NM 87101
	Online Access	www.southwestcapital.com

Thank you for choosing Southwest Capital Bank as your Relationship Bank!

### Summary of Accounts

Managing your Southwest Capital Bank accounts has never been easier. You can open a new account, make changes to your existing accounts, and monitor your account activity using our Online Banking or Mobile Banking Apps. Download our app today or visit us online at [www.southwestcapital.com](http://www.southwestcapital.com) to learn more.

Account Type	Account Number	Ending Balance
Regular Public Checking	XXXXXXXX94299	\$565,220.84

## Regular Public Checking - XXXXXXXX94299

### Account Summary

Date	Description	Amount
10/01/2023	<b>Beginning Balance</b>	<b>\$536,191.60</b>
	5 Credit(s) This Period	\$156,832.35
	36 Debit(s) This Period	\$127,803.11
10/31/2023	<b>Ending Balance</b>	<b>\$565,220.84</b>

FREE YOURSELF FROM ATM SURCHARGE FEES!

Our customers can enjoy the convenience of using over 55,000 surcharge free ATM's worldwide at retailers like Target, Walgreens, and 7-11.

Find more available ATM's by visiting us online at [www.southwestcapital.com](http://www.southwestcapital.com).

### Deposits

Date	Description	Amount
10/12/2023	Deposit	\$27,437.12

### Electronic Credits

Date	Description	Amount
10/06/2023	ACH Deposit SOUTHWEST REGION CORP PAY	\$15,000.00
10/11/2023	ACH Deposit NM HSD-MCAID ACH HCCLAIMPMT	\$115.43
10/23/2023	Wire Deposit WEST LAS VEGAS SCHOOLS Wires	\$113,953.88



Scan the code to the left or visit us at  
[www.southwestcapital.com](http://www.southwestcapital.com)

Southwest Capital Bank  
P.O. Box 25127  
Albuquerque, NM 87101  
(505) 247-7922





**Account Balance**

1. Enter ending checking account balance shown on statement	\$	_____
2. Enter total from Table 1 (Table deposits made, not listed on statement)	\$	_____
3. Add Line 1 and Line 2	\$	_____
4. Enter total from Table 2 (Checks and other withdrawals made, not listed on statement)	\$	_____
5. Subtract Line 4 from Line 3 for account balance	\$	=====

**Table 1**

Deposits made, not listed on statement

	Date	Amount
	Total	

**Table 2**

Checks and other withdrawals made, not listed on statement

	Check# or Date	Amount
	Total	

**Register Balance**

6. Enter your checkbook balance	\$	_____
7. Add deposits shown on your statement but not shown in your register	\$	_____
8. Add Line 6 & 7	\$	_____
9. Enter checks and withdrawals shown on statement but not shown in your register (Post these in your register)	\$	_____
10. Enter total service charges and fees shown on statement (Post these in your register)	\$	_____
11. Add Line 9 and Line 10	\$	_____
12. Subtract Line 11 from Line 8 for register balance	\$	=====

**About Your Statement**

The Federal Truth in Lending Act requires prompt correction of statement mistakes. If you think your statement is wrong, or if you need more information about a transaction on your statement, write us (on a separate sheet) at the address shown on your statement as soon as possible. We must hear from you no later than 60 days after we sent you the first statement on which the error or problem appeared. You can telephone us, but doing so will not preserve your rights. In your letter give us the following information: (1) your name and account number (2) the dollar amount of the suspected error, (3) describe the error and explain, if you can, why you believe there is an error. If you need more information, describe the item you are unsure about. You do not have to pay any amount in question while we are investigating, but you are still obligated to pay the parts of your statement that are not in question. While we investigate your questions, we cannot report you as delinquent or take action to collect the amount you question.

**In Case Of Errors Or Questions About Your Electronic Transfers**

Telephone or Write Us as soon as you can if you think your statement or receipt is wrong or if you need more information about a transfer on the statement or receipt. We must hear from you no later than 60 days after we sent you the FIRST statement on which the error or problem appeared. You will need the following information: (1) your name and account number, (2) the dollar amount of the suspected error, (3) description of the error or transfer you are unsure about, and an explanation why you believe there is an error or why you need more information. We will investigate your complaint and will correct any error promptly. If we take more than 10 business days to do this, we will credit your account for the amount in question, so that you will have the use of the money during the time it takes us to complete our investigation.

**Your Rights And Our Responsibilities After We Receive Written Notice**

We must acknowledge your letter within 30 days unless we have corrected the error by then. Within 90 days we must either correct the error or explain why we believe the statement was correct.

**If the Account Balance Does Not Match Your Register Balance**

- Compare the dollar amount of cancelled checks shown on your statement to your register.
- Compare the dollar amount of your deposits shown on your statement to your register. If there is a difference, refer to your deposit receipts.
- Be sure you subtracted all service charges and fees from your check register.
- Be sure you recorded all ATM, Check Card, and other transactions in your register.
- If your checking account earns dividends, be sure you have added dividends paid this period or subtracted any with holding.
- Verify all additions and subtractions in your check register.
- If your account is still out of balance, notify your branch right away.

**Report Errors Or Make Inquiries To:**

Southwest Capital Bank  
P.O. Box 25127  
Albuquerque, NM 87101  
(505) 247-7922  
www.southwestcapital.com



**Regular Public Checking - XXXXXXXX94299 (continued)**

**Electronic Credits (continued)**

Date	Description	Amount
10/24/2023	ACH Deposit NM HSD-MCAID ACH HCCLAIMPMT	\$325.92

**Electronic Debits**

Date	Description	Amount
10/04/2023	ACH Payment TAX_REV_WWT_ECKS TRD PMNT	\$2,456.65
10/04/2023	ACH Payment RIO GALLINAS SCH NMPSIA Mon	\$7,954.76
10/10/2023	ACH Payment IRS USATAXPYMT	\$9,337.05
10/10/2023	ACH Payment Rio Gallinas Sch PAYROLL ACH File	\$23,148.12
10/11/2023	ACH Payment LEGALSHIELD GRP PAYMT	\$253.38
10/13/2023	ACH Payment RIO GALLINAS SCH FFA	\$1,362.04
10/25/2023	ACH Payment IRS USATAXPYMT	\$9,336.03
10/25/2023	ACH Payment Rio Gallinas Sch PAYROLL ACH File	\$28,415.10
10/26/2023	ACH Payment TAX_REV_WKC_ECKS TRD PMNT	\$86.00

**Checks Cleared**

Check Nbr	Date	Amount	Check Nbr	Date	Amount	Check Nbr	Date	Amount
12437	10/05/2023	\$831.60	12471	10/16/2023	\$86.30	12480	10/11/2023	\$831.60
12442*	10/03/2023	\$1,515.79	12472	10/12/2023	\$110.00	12481	10/11/2023	\$2,259.21
12454*	10/05/2023	\$829.60	12473	10/12/2023	\$73.61	12483*	10/24/2023	\$216.94
12457*	10/11/2023	\$216.94	12474	10/10/2023	\$175.00	12485*	10/27/2023	\$974.60
12458	10/04/2023	\$937.02	12475	10/18/2023	\$755.70	12486	10/27/2023	\$600.00
12460*	10/03/2023	\$350.00	12476	10/10/2023	\$810.67	12487	10/27/2023	\$813.56
12462*	10/13/2023	\$5,324.44	12477	10/10/2023	\$935.33	12488	10/24/2023	\$12,000.00
12469*	10/11/2023	\$8,565.15	12478	10/11/2023	\$1,786.08	12489	10/26/2023	\$557.22
12470	10/12/2023	\$2,625.57	12479	10/12/2023	\$440.45	12490	10/27/2023	\$831.60

\* Indicates skipped check number

**Daily Balances**

Date	Amount	Date	Amount	Date	Amount
10/01/2023	\$536,191.60	10/11/2023	\$488,113.08	10/24/2023	\$606,834.95
10/03/2023	\$534,325.81	10/12/2023	\$512,300.57	10/25/2023	\$569,083.82
10/04/2023	\$522,977.38	10/13/2023	\$505,614.09	10/26/2023	\$568,440.60
10/05/2023	\$521,316.18	10/16/2023	\$505,527.79	10/27/2023	\$565,220.84
10/06/2023	\$536,316.18	10/18/2023	\$504,772.09		
10/10/2023	\$501,910.01	10/23/2023	\$618,725.97		

DEPOSIT TICKET  
 RIO GALLINAS SCHOOL FOR ECOLOGY AND THE ARTS  
 Southwest Capital Bank  
 DATE: 10/12/23  
 TOTAL DEPOSIT: \$ 27,437.12  
 PLEASE BE SURE ALL ITEMS ARE PROPERLY ENDORSED.  
 1010003920 7094299

#0000 10/12/2023 \$27,437.12

Southwest Capital Bank  
 Rio Gallinas School for Ecology and the Arts  
 2730 Romero St  
 Las Vegas, NM 87701  
 CHECK NO: 12437  
 ISSUE DATE: 09/06/2023  
 AMOUNT: \$831.60  
 PAY: EIGHT HUNDRED THIRTY ONE AND 60/100 DOLLARS  
 TO: Sylvia Mary Lou Sanchez  
 6 Camino del Valle  
 Las Vegas, NM 87701  
 1010003920 7094299

#12437 10/05/2023 \$831.60

Southwest Capital Bank  
 Rio Gallinas School for Ecology and the Arts  
 2730 Romero St  
 Las Vegas, NM 87701  
 CHECK NO: 12442  
 ISSUE DATE: 09/13/2023  
 AMOUNT: \$1,515.79  
 PAY: ONE THOUSAND FIVE HUNDRED FIFTEEN AND 70/100 DOLLARS  
 TO: Anastasia Murphy  
 1001 5th St  
 Las Vegas, NM 87701  
 1010003920 7094299

#12442 10/03/2023 \$1,515.79

Southwest Capital Bank  
 Rio Gallinas School for Ecology and the Arts  
 2730 Romero St  
 Las Vegas, NM 87701  
 CHECK NO: 12454  
 ISSUE DATE: 09/25/2023  
 AMOUNT: \$829.60  
 PAY: ONE HUNDRED TWENTY NINE AND 60/100 DOLLARS  
 TO: Sylvia Mary Lou Sanchez  
 6 Camino del Valle  
 Las Vegas, NM 87701  
 1010003920 7094299

#12454 10/05/2023 \$829.60

Southwest Capital Bank  
 Rio Gallinas School for Ecology and the Arts  
 2730 Romero St  
 Las Vegas, NM 87701  
 CHECK NO: 12457  
 ISSUE DATE: 09/25/2023  
 AMOUNT: \$216.94  
 PAY: TWO HUNDRED SIXTEEN AND 94/100 DOLLARS  
 TO: New Mexico Child Support Enforcement Division (SDU)  
 PO BOX 25109  
 Albuquerque, NM 87125  
 1010003920 7094299



#12457 10/11/2023 \$216.94

Southwest Capital Bank  
 Rio Gallinas School for Ecology and the Arts  
 2730 Romero St  
 Las Vegas, NM 87701  
 CHECK NO: 12458  
 ISSUE DATE: 09/27/2023  
 AMOUNT: \$937.02  
 PAY: NINE HUNDRED THIRTY SEVEN AND 02/100 DOLLARS  
 TO: City of Las Vegas  
 1335 7th St  
 Las Vegas, NM 87701  
 1010003920 7094299



#12458 10/04/2023 \$937.02

Southwest Capital Bank  
 Rio Gallinas School for Ecology and the Arts  
 2730 Romero St  
 Las Vegas, NM 87701  
 CHECK NO: 12460  
 ISSUE DATE: 09/27/2023  
 AMOUNT: \$350.00  
 PAY: THREE HUNDRED FIFTY AND 00/100 DOLLARS  
 TO: High Plains Regional Educ Coop  
 101 N. Second St  
 Raton, NM 87740  
 1010003920 7094299



#12460 10/03/2023 \$350.00





#12462 10/13/2023 \$5,324.44





#12469 10/11/2023 \$8,565.15





#12470 10/12/2023 \$2,625.57





#12471 10/16/2023 \$86.30




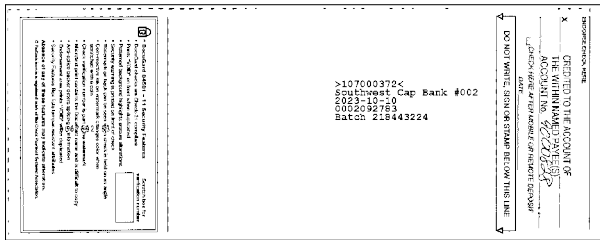
#12472 10/12/2023 \$110.00





#12473 10/12/2023 \$73.61





#12474 10/10/2023 \$175.00




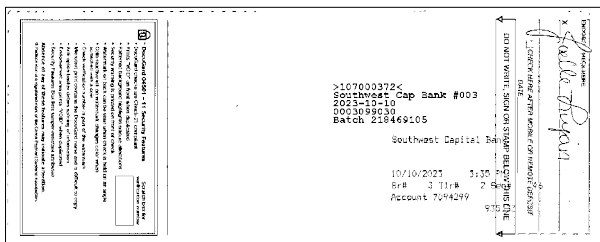
#12475 10/18/2023 \$755.70





#12476 10/10/2023 \$810.67




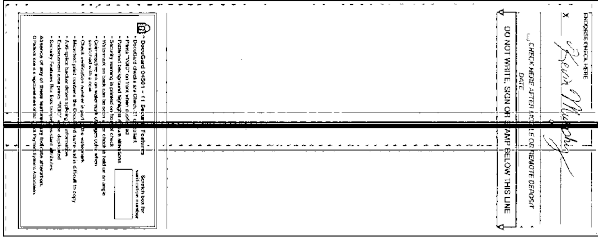
#12477 10/10/2023 \$935.33





#12478 10/11/2023 \$1,786.08





#12479 10/12/2023 \$440.45





#12480 10/11/2023 \$831.60





#12481 10/11/2023 \$2,259.21





#12483 10/24/2023 \$216.94





#12485 10/27/2023 \$974.60




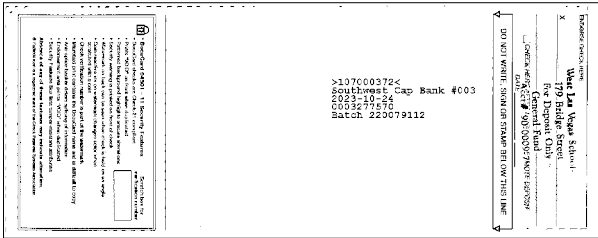
#12486 10/27/2023 \$600.00




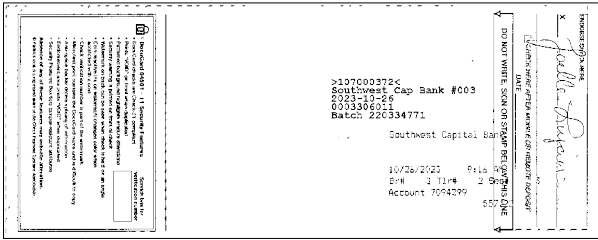
#12487 10/27/2023 \$813.56




#12488 10/24/2023 \$12,000.00



#12489 10/26/2023 \$557.22



#12490 10/27/2023 \$831.60



#12491 10/27/2023 \$1,000.00