

Rio Gallinas School for Ecology and the Arts
Financial Update
September 12, 2023

A. BARs

	BAR #	Fund Description	Reason/Type	Amount
1	2324-0002-I	31400 - Special Capital Outlay - State	Increase	\$ 1,663
2	2324-0003-T	11000 - Operational	Transfer	\$ -
3	2324-0004-T	24154 - Teacher/ Principal Training & Recruiting	Transfer	\$ -

B. Payroll & Accounts Payable Payment Vouchers

1 August 2023

C. Financial Statement Reports - as of August 31, 2023

1 Financial Analysis
 2 Bank Reconciliation

D. Other

Must submit backup for all BARs, except transfers of funds for SEG or direct grants

STATE OF NEW MEXICO
PUBLIC EDUCATION DEPARTMENT
300 Don Gaspar Santa Fe, NM 87501-2786
Budget Adjustment Request

Page 2 of 32
 Doc. ID: 068-004-2324-0002-1
 Fund Type: Capital Outlay
 Adjustment Type: Increase

Fiscal Year: 2023-2024

Entity Name: Rio Gallinas Sch For Ecology & The Arts

Adjustment Changes Intent/Scope of Program Yes or No?: No

Contact: Anna Cress, Business Manager

Total Approved Budget (Flowthrough):

Phone: 505-999-8313

Email: anna@k12accounting.com

FLOWTHROUGH ONLY	Budget Period: 2023-07-01	To: 2024-06-30
A. Approved Carryover:		
B. Total Current Year Allocation:		
D. Total Funding Available:		

Revenue 31400.0000.43204 \$1,663

Fund	Function	Object	Program	Location	Job Class	Present Budget	Adj Amt Exp	Adj Budget	ADD'L FTE
31400 Special Capital Outlay- State	4000 Capital Outlay	56119 Supply Assets (\$5,000 or less).	0000 No Program	068004 Rio Gallinas Sch For Ecology & The Arts	0000 No Job Class	\$1,663	\$1,663	\$3,326	
Sub Total							\$1,663		
Indirect Cost									
DOC. TOTAL							\$1,663		

Justification:
 FY24 Initial BAR

Compliance with Sections 10-15-1 and 22-8-12, NMSA, 1978 Compilation:

A. The requested budget/changes were authorized at a scheduled Board of Education or Governance Council meeting open to the public on:

B. Justification for the transfer: Explanation such as "underbudgeted", "insufficient budget", or "needed to close out Project" ARE NOT ACCEPTABLE. Attach additional sheets if necessary.

ALL TRANSFER BARS MUST NET OUT TO ZERO ON THE DOC. TOTAL LINE.

Must submit backup for all BARs,
except transfers of funds for SEG or
direct grants

STATE OF NEW MEXICO
PUBLIC EDUCATION DEPARTMENT
300 Don Gaspar Santa Fe, NM 87501-2786
Budget Adjustment Request

Page 3 of 32
Doc. ID: 068-004-2324-0003-T
Fund Type: General Fund / Capital
Outlay / Debt Service

Adjustment Type: Transfer

Fiscal Year: 2023-2024

Entity Name: Rio Gallinas Sch For Ecology & The Arts

Adjustment Changes Intent/Scope of Program Yes or No?: No

Contact: Anna Cress, Business Manager

Total Approved Budget (Flowthrough):

Phone: 505-999-8313

Email: anna@k12accounting.com

FLOWTHROUGH ONLY	Budget Period: 2023-07-01	To: 2024-06-30
A. Approved Carryover:		
B. Total Current Year Allocation:		
D. Total Funding Available:		

Fund	Function	Object	Program	Location	Job Class	Present Budget	Adj Amt Exp	Adj Budget	ADD'L FTE
11000 Operational	1000 Instruction	51100 Salaries Expense	0000 No Program	068004 Rio Gallinas Sch For Ecology & The Arts	1611 Substitutes-Sick Leave	\$5,000	(\$5,000)		
11000 Operational	1000 Instruction	51100 Salaries Expense	1010 Regular Education (PreK-12) Programs	068004 Rio Gallinas Sch For Ecology & The Arts	1411 Teachers-Grades 1-12	\$316,465	(\$15,338)	\$301,127	
11000 Operational	1000 Instruction	51100 Salaries Expense	1010 Regular Education (PreK-12) Programs	068004 Rio Gallinas Sch For Ecology & The Arts	1711 Instructional Assistants - Grades 1-12	\$48,908	(\$10,021)	\$38,887	
11000 Operational	1000 Instruction	51100 Salaries Expense	2000 Special Programs	068004 Rio Gallinas Sch For Ecology & The Arts	1412 Teachers-Special Education	\$50,604	(\$591)	\$50,013	
11000 Operational	1000 Instruction	52111 Educational Retirement	0000 No Program	068004 Rio Gallinas Sch For Ecology & The Arts	1611 Substitutes-Sick Leave	\$908	(\$908)		
11000 Operational	1000 Instruction	52111 Educational Retirement	1010 Regular Education (PreK-12) Programs	068004 Rio Gallinas Sch For Ecology & The Arts	1411 Teachers-Grades 1-12	\$58,177	(\$2,797)	\$55,380	
11000 Operational	1000 Instruction	52112 ERA - Retiree Health	0000 No Program	068004 Rio Gallinas Sch For Ecology & The Arts	1611 Substitutes-Sick Leave	\$100	(\$100)		
11000 Operational	1000 Instruction	52112 ERA - Retiree Health	1010 Regular Education (PreK-12) Programs	068004 Rio Gallinas Sch For Ecology & The Arts	1411 Teachers-Grades 1-12	\$6,413	(\$311)	\$6,102	
11000 Operational	1000 Instruction	52112 ERA - Retiree Health	1010 Regular Education (PreK-12) Programs	068004 Rio Gallinas Sch For Ecology & The Arts	1711 Instructional Assistants - Grades 1-12	\$1,179	(\$102)	\$1,077	
11000 Operational	1000 Instruction	52314 Vision	2000 Special Programs	068004 Rio Gallinas Sch For Ecology & The Arts	1712 Instructional Assistants - Special Education	\$26	(\$1)	\$25	
11000 Operational	1000 Instruction	52500 Unemployment Compensation	0000 No Program	068004 Rio Gallinas Sch For Ecology & The Arts	1611 Substitutes-Sick Leave	\$10,000	(\$10,000)		
11000 Operational	1000 Instruction	55817 Student Travel	1010 Regular Education (PreK-12) Programs	068004 Rio Gallinas Sch For Ecology & The Arts	0000 No Job Class	\$2,000	(\$2,000)		
11000 Operational	1000 Instruction	56118 General Supplies and Materials	1010 Regular Education (PreK-12) Programs	068004 Rio Gallinas Sch For Ecology & The Arts	0000 No Job Class	\$26,019	(\$16,605)	\$9,414	

11000 Operational	2100 Support Services-Students	51100 Salaries Expense	2000 Special Programs	068004 Rio Gallinas Sch For Ecology & The Arts	1315 Psychologists/ Counselors		\$2,605	\$2,605	
11000 Operational	2100 Support Services-Students	51300 Additional Compensation	0000 No Program	068004 Rio Gallinas Sch For Ecology & The Arts	1211 Coordinator/Su bject Matter Specialist	\$1,750	\$3,000	\$4,750	
11000 Operational	2100 Support Services-Students	51300 Additional Compensation	2000 Special Programs	068004 Rio Gallinas Sch For Ecology & The Arts	1211 Coordinator/Su bject Matter Specialist	\$318	\$4,682	\$5,000	
11000 Operational	2100 Support Services-Students	52111 Educational Retirement	0000 No Program	068004 Rio Gallinas Sch For Ecology & The Arts	1211 Coordinator/Su bject Matter Specialist		\$10,845	\$10,845	
11000 Operational	2100 Support Services-Students	52111 Educational Retirement	2000 Special Programs	068004 Rio Gallinas Sch For Ecology & The Arts	1211 Coordinator/Su bject Matter Specialist		\$908	\$908	
11000 Operational	2100 Support Services-Students	52111 Educational Retirement	2000 Special Programs	068004 Rio Gallinas Sch For Ecology & The Arts	1315 Psychologists/ Counselors		\$237	\$237	
11000 Operational	2100 Support Services-Students	52112 ERA - Retiree Health	0000 No Program	068004 Rio Gallinas Sch For Ecology & The Arts	1211 Coordinator/Su bject Matter Specialist	\$35	\$1,161	\$1,196	
11000 Operational	2100 Support Services-Students	52112 ERA - Retiree Health	2000 Special Programs	068004 Rio Gallinas Sch For Ecology & The Arts	1315 Psychologists/ Counselors		\$27	\$27	
11000 Operational	2100 Support Services-Students	52210 FICA Payments	0000 No Program	068004 Rio Gallinas Sch For Ecology & The Arts	1211 Coordinator/Su bject Matter Specialist	\$109	\$3,339	\$3,448	
11000 Operational	2100 Support Services-Students	52312 Life	0000 No Program	068004 Rio Gallinas Sch For Ecology & The Arts	1211 Coordinator/Su bject Matter Specialist		\$40	\$40	
11000 Operational	2100 Support Services-Students	52312 Life	2000 Special Programs	068004 Rio Gallinas Sch For Ecology & The Arts	1315 Psychologists/ Counselors		\$3	\$3	
11000 Operational	2400 Support Services-School Administration	52111 Educational Retirement	0000 No Program	068004 Rio Gallinas Sch For Ecology & The Arts	1112 Principals		\$15,882	\$15,882	
11000 Operational	2400 Support Services-School Administration	52111 Educational Retirement	0000 No Program	068004 Rio Gallinas Sch For Ecology & The Arts	1217 Secretarial/Cler ical/Technical Assistants	\$9,584	\$408	\$9,992	
11000 Operational	2400 Support Services-School Administration	52112 ERA - Retiree Health	0000 No Program	068004 Rio Gallinas Sch For Ecology & The Arts	1112 Principals		\$1,751	\$1,751	
11000 Operational	2400 Support Services-School Administration	52112 ERA - Retiree Health	0000 No Program	068004 Rio Gallinas Sch For Ecology & The Arts	1217 Secretarial/Cler ical/Technical Assistants	\$1,057	\$45	\$1,102	
11000 Operational	2400 Support Services-School Administration	52210 FICA Payments	0000 No Program	068004 Rio Gallinas Sch For Ecology & The Arts	1112 Principals		\$5,078	\$5,078	
11000 Operational	2400 Support Services-School Administration	52210 FICA Payments	0000 No Program	068004 Rio Gallinas Sch For Ecology & The Arts	1217 Secretarial/Cler ical/Technical Assistants	\$3,274	\$140	\$3,414	
11000 Operational	2400 Support Services-School Administration	52220 Medicare Payments	0000 No Program	068004 Rio Gallinas Sch For Ecology & The Arts	1112 Principals		\$1,188	\$1,188	
11000 Operational	2400 Support Services-School Administration	52220 Medicare Payments	0000 No Program	068004 Rio Gallinas Sch For Ecology & The Arts	1217 Secretarial/Cler ical/Technical Assistants	\$766	\$33	\$799	
11000 Operational	2400 Support Services-School Administration	52311 Health and Medical Premiums	0000 No Program	068004 Rio Gallinas Sch For Ecology & The Arts	1112 Principals		\$7,294	\$7,294	

11000 Operational	2400 Support Services-School Administration	52312 Life	0000 No Program	068004 Rio Gallinas Sch For Ecology & The Arts	1112 Principals		\$37	\$37	Page 5 of 32	
11000 Operational	2400 Support Services-School Administration	52314 Vision	0000 No Program	068004 Rio Gallinas Sch For Ecology & The Arts	1112 Principals		\$46	\$46		
11000 Operational	2700 Student Transportation	51100 Salaries Expense	0000 No Program	068004 Rio Gallinas Sch For Ecology & The Arts	1622 Bus Drivers	\$5,636	\$3,380	\$9,016		
11000 Operational	2700 Student Transportation	51300 Additional Compensation	0000 No Program	068004 Rio Gallinas Sch For Ecology & The Arts	1622 Bus Drivers		\$360	\$360		
11000 Operational	2700 Student Transportation	52111 Educational Retirement	0000 No Program	068004 Rio Gallinas Sch For Ecology & The Arts	1622 Bus Drivers	\$1,023	\$679	\$1,702		
11000 Operational	2700 Student Transportation	52112 ERA - Retiree Health	0000 No Program	068004 Rio Gallinas Sch For Ecology & The Arts	1622 Bus Drivers	\$113	\$75	\$188		
11000 Operational	2700 Student Transportation	52210 FICA Payments	0000 No Program	068004 Rio Gallinas Sch For Ecology & The Arts	1622 Bus Drivers	\$350	\$232	\$582		
11000 Operational	2700 Student Transportation	52220 Medicare Payments	0000 No Program	068004 Rio Gallinas Sch For Ecology & The Arts	1622 Bus Drivers	\$82	\$54	\$136		
11000 Operational	2700 Student Transportation	52312 Life	0000 No Program	068004 Rio Gallinas Sch For Ecology & The Arts	1622 Bus Drivers	\$32	\$1	\$33		
11000 Operational	2700 Student Transportation	52710 Workers Compensation Premium	0000 No Program	068004 Rio Gallinas Sch For Ecology & The Arts	1622 Bus Drivers	\$57	\$244	\$301		
Sub Total							\$0			
Indirect Cost										
DOC. TOTAL							\$0			

Justification:

FY24 Transfer BAR

Compliance with Sections 10-15-1 and 22-8-12, NMSA, 1978 Compilation:

A. The requested budget/changes were authorized at a scheduled Board of Education or Governance Council meeting open to the public on:

B. Justification for the transfer: Explanation such as "underbudgeted", "insufficient budget", or "needed to close out Project" ARE NOT ACCEPTABLE. Attach additional sheets if necessary.

ALL TRANSFER BARS MUST NET OUT TO ZERO ON THE DOC. TOTAL LINE.

Must submit backup for all BARs, except transfers of funds for SEG or direct grants

STATE OF NEW MEXICO
PUBLIC EDUCATION DEPARTMENT
300 Don Gaspar Santa Fe, NM 87501-2786
Budget Adjustment Request

Fund Type: Flowthrough

Adjustment Type: Transfer

Fiscal Year: 2023-2024

Entity Name: Rio Gallinas Sch For Ecology & The Arts

Adjustment Changes Intent/Scope of Program Yes or No?: No

Contact: Anna Cress, Business Manager

Total Approved Budget (Flowthrough):

Phone: 505-999-8313

Email: anna@k12accounting.com

FLOWTHROUGH ONLY	
Budget Period: 07/01/2023	To: 06/30/2024
A. Approved Carryover:	
B. Total Current Year Allocation:	
D. Total Funding Available:	

Fund	Function	Object	Program	Location	Job Class	Present Budget	Adj Amt Exp	Adj Budget	ADD'L FTE	
24154	Teacher/Principal Training & Recruiting	2200 Support Services-Instruction	53330 Professional Development	0000 No Program	068004 Rio Gallinas Sch For Ecology & The Arts	0000 No Job Class	\$3,721	(\$1,277)	\$2,444	
24154	Teacher/Principal Training & Recruiting	1000 Instruction	51300 Additional Compensation	1010 Regular Education (PreK-12) Programs	068004 Rio Gallinas Sch For Ecology & The Arts	1411 Teachers-Grades 1-12	\$1,000	\$1,000	\$2,000	
24154	Teacher/Principal Training & Recruiting	1000 Instruction	52111 Educational Retirement	1010 Regular Education (PreK-12) Programs	068004 Rio Gallinas Sch For Ecology & The Arts	1411 Teachers-Grades 1-12	\$182	\$181	\$363	
24154	Teacher/Principal Training & Recruiting	1000 Instruction	52112 ERA - Retiree Health	1010 Regular Education (PreK-12) Programs	068004 Rio Gallinas Sch For Ecology & The Arts	1411 Teachers-Grades 1-12	\$20	\$20	\$40	
24154	Teacher/Principal Training & Recruiting	1000 Instruction	52210 FICA Payments	1010 Regular Education (PreK-12) Programs	068004 Rio Gallinas Sch For Ecology & The Arts	1411 Teachers-Grades 1-12	\$62	\$62	\$124	
24154	Teacher/Principal Training & Recruiting	1000 Instruction	52220 Medicare Payments	1010 Regular Education (PreK-12) Programs	068004 Rio Gallinas Sch For Ecology & The Arts	1411 Teachers-Grades 1-12	\$15	\$14	\$29	
Sub Total								\$0		
Indirect Cost										
DOC. TOTAL								\$0		

Justification:

FY24 Transfer BAR

Compliance with Sections 10-15-1 and 22-8-12, NMSA, 1978 Compilation:

A. The requested budget/changes were authorized at a scheduled Board of Education or Governance Council meeting open to the public on:

B. Justification for the transfer: Explanation such as "underbudgeted", "insufficient budget", or "needed to close out Project" ARE NOT ACCEPTABLE. Attach additional sheets if necessary.

ALL TRANSFER BARS MUST NET OUT TO ZERO ON THE DOC. TOTAL LINE.

Checks Dated 08/01/2023 through 08/31/2023

Check Number	Check Date	Pay to the Order of	Check Amount
12390	08/01/2023	ACES	8,565.15
12391	08/01/2023	City of Las Vegas	1,581.05
12392	08/01/2023	Common Curriculum Inc.	950.00
12393	08/01/2023	Cooperative Educational Svcs	10.97
12394	08/01/2023	inquirED, LLC	1,155.00
12395	08/01/2023	Plateau Telecommunications Inc	552.93
12396	08/01/2023	Sharp Electronics Corporation	1,069.78
12400	08/04/2023	First Financial Group of Amer.	403.74
12401	08/03/2023	NM Educational RetirementBoard	3,009.80
12402	08/04/2023	NM RHC	314.04
12403	08/03/2023	NM Taxation/Revenue Department	377.11
12404	08/18/2023	City of Las Vegas	60.15
12405	08/18/2023	City of Las Vegas	56.79
12406	08/18/2023	City of Las Vegas	806.69
12407	08/18/2023	City of Las Vegas	239.50
12408	08/18/2023	City of Las Vegas	24.48
12409	08/18/2023	City of Las Vegas	700.36
12410	08/18/2023	City of Las Vegas	10.81
12411	08/18/2023	Nations Best Holdings LLC	113.50
12412	08/18/2023	Plateau Telecommunications Inc	552.93
12413	08/18/2023	PNM	389.53
12414	08/18/2023	Sharp Electronics Corporation	253.11
12425	08/29/2023	City of Las Vegas	250.31
12426	08/29/2023	Joseph J Montana	498.95
12427	08/29/2023	Las Vegas Optic	603.46
12428	08/29/2023	NM RHC	1,612.29
12429	08/29/2023	NMPSIA	6,270.64
12430	08/29/2023	schoolAbility, LLC	20,005.34
12431	08/29/2023	Sharp Electronics Corporation	221.23
12432	08/29/2023	Staples Contract & Comm. Inc.	1,082.94
12433	08/31/2023	NM Educational RetirementBoard	15,452.61
Total Number of Checks			31
			67,195.19

Fund Recap

Fund	Description	Check Count	Expensed Amount
11000	Operational Fund	29	64,378.10
24101	Title I - IASA	2	257.73
24106	IDEA-B Entitlement	2	208.44
24330	ESSER III	2	1,389.95
25153	Title XIX MEDICAID 3/21 Years	1	10.97
27407	Family Income Index	1	950.00
Total Number of Checks		31	67,195.19
Less Unpaid Tax Liability			.00
Net (Check Amount)			67,195.19

The preceding Checks have been issued in accordance with the District's Policy and authorization of the Board of Trustees. It is recommended that the preceding Checks be approved.



Page 1 of 1

Bank Account 180MAIN - Main Checking Account

Payment Id	Comment							
Check # 12390	11000	08/01/2023	Check Amt	8,565.15	Status Cleared	ACES (000083/1)		
11458	Business Office Services					11000- 2500- 53414- 0000- 068004- 0000- 00000		8,565.15
Check # 12391	11000	08/01/2023	Check Amt	1,581.05	Status Cleared	City of Las Vegas (000019/1)		
20230606 HS ADD	Natural Gas, Water and Sewer					11000- 2600- 54412- 0000- 068004- 0000- 00000		188.73
20230606 HS KIT	Natural Gas, Water and Sewer					11000- 2600- 54412- 0000- 068004- 0000- 00000		86.71
20230606 HS MAIN	Natural Gas, Water and Sewer					11000- 2600- 54412- 0000- 068004- 0000- 00000		298.20
						11000- 2600- 54415- 0000- 068004- 0000- 00000		671.23
20230606 HS PORT	Natural Gas, Water and Sewer					11000- 2600- 54412- 0000- 068004- 0000- 00000		10.83
						11000- 2600- 54415- 0000- 068004- 0000- 00000		228.69
20230606 ROMERO	Natural Gas, Water and Sewer					11000- 2600- 54412- 0000- 068004- 0000- 00000		96.66
Check # 12392	27407	08/01/2023	Check Amt	950.00	Status Cleared	Common Curriculum Inc. (010105/1)		
INVOICE-2296-1	Online Teacher Lesson Plans/Collaboration					27407- 2100- 56113- 0000- 068004- 0000- 00000		950.00
Check # 12393	25153	08/01/2023	Check Amt	10.97	Status Cleared	Cooperative Educational Srvcs (000086/1)		
16-006443	Medicaid Direct Claiming and Software Services					25153- 2100- 55915- 0000- 068004- 0000- 00000		10.97
Check # 12394	11000	08/01/2023	Check Amt	1,155.00	Status Cleared	inquirED, LLC (010095/1)		
1887	K-6th Grades Social Studies Curriculum					11000- 1000- 56113- 1010- 068004- 0000- 00000		1,155.00
Check # 12395	11000	08/01/2023	Check Amt	552.93	Status Cleared	Plateau Telecommunications Inc (000220/1)		
20230701	Phone and Internet Services					11000- 2600- 54416- 0000- 068004- 0000- 00000		552.93
Check # 12396	11000	08/01/2023	Check Amt	1,069.78	Status Cleared	Sharp Electronics Corporation (000202/1)		
SH577987	Copier Lease & Usage Charges					11000- 1000- 54630- 1010- 068004- 0000- 00000		198.54
						11000- 1000- 56118- 1010- 068004- 0000- 00000		198.32
SH577988	Copier Lease & Usage Charges					11000- 1000- 54630- 1010- 068004- 0000- 00000		207.49
						11000- 1000- 56118- 1010- 068004- 0000- 00000		465.43
* Break in sequence								
Check # 12400	11000	08/04/2023	Check Amt	403.74	Status Cleared	First Financial Group of Amer. (901000/1)		
FFGA 2023 - 07	FFGA 2023 - 07					11000- - 23147- - - -		403.74
Check # 12401	11000	08/03/2023	Check Amt	3,009.80	Status Cleared	NM Educational RetirementBoard (900005/1)		
20230710-REG	NM Educational RetirementBoard (900005/1) 07/10/2023 (REG)					11000- - 23124- - - -		1,551.79
20230725-REG	NM Educational RetirementBoard (900005/1) 07/25/2023 (REG)					11000- - 23124- - - -		1,458.01
Check # 12402	11000	08/04/2023	Check Amt	314.04	Status Cleared	NM RHC (900006/1)		
20230710-REG	NM RHC (900006/1) 07/10/2023 (REG)					11000- - 23123- - - -		162.42
20230725-REG	NM RHC (900006/1) 07/25/2023 (REG)					11000- - 23123- - - -		151.62
Check # 12403	11000	08/03/2023	Check Amt	377.11	Status Cleared	NM Taxation/Revenue Department (900003/1)		

Selection Sorted by Check Number, Inv #, Include Address=No, (Org = 180, Source = N, Pay To = N, Payment Method = N, Starting Check Date = 8/1/2023, Ending Check Date = 8/31/2023, Summary? = N, Sort/Group 1 = , Sort/Group 2 =)



Bank Account 180MAIN - Main Checking Account

Payment Id	Comment									
Check # 12403	11000	08/03/2023	Check Amt	377.11	Status	Cleared	NM Taxation/Revenue Department (900003/1) - continued			
20230710-REG			NM Taxation/Revenue Department (900003/1) 07/10/2023 (REG)		11000-	- 23142-	-	-	188.92	
20230725-REG			NM Taxation/Revenue Department (900003/1) 07/25/2023 (REG)		11000-	- 23142-	-	-	188.19	
Check # 12404	11000	08/18/2023	Check Amt	60.15	Status	Cleared	City of Las Vegas (000019/1)			
20230705 HS ADD			Natural Gas, Water and Sewer		11000-	2600- 54412-	0000-	068004-	0000- 00000	30.69
20230705 ROMERO			Natural Gas, Water and Sewer		11000-	2600- 54412-	0000-	068004-	0000- 00000	29.46
Check # 12405	11000	08/18/2023	Check Amt	56.79	Status	Cleared	City of Las Vegas (000019/1)			
20230705 HS KIT			Natural Gas, Water and Sewer		11000-	2600- 54412-	0000-	068004-	0000- 00000	56.79
Check # 12406	11000	08/18/2023	Check Amt	806.69	Status	Cleared	City of Las Vegas (000019/1)			
20230705 HS MAIN			Natural Gas, Water and Sewer		11000-	2600- 54412-	0000-	068004-	0000- 00000	106.49
					11000-	2600- 54415-	0000-	068004-	0000- 00000	700.20
Check # 12407	11000	08/18/2023	Check Amt	239.50	Status	Cleared	City of Las Vegas (000019/1)			
20230705 HS PORT			Natural Gas, Water and Sewer		11000-	2600- 54412-	0000-	068004-	0000- 00000	10.81
					11000-	2600- 54415-	0000-	068004-	0000- 00000	228.69
Check # 12408	11000	08/18/2023	Check Amt	24.48	Status	Cleared	City of Las Vegas (000019/1)			
20230804 HS ADD			Natural Gas, Water and Sewer		11000-	2600- 54412-	0000-	068004-	0000- 00000	24.48
Check # 12409	11000	08/18/2023	Check Amt	700.36	Status	Cleared	City of Las Vegas (000019/1)			
20230804 HS MAIN			Natural Gas, Water and Sewer		11000-	2600- 54412-	0000-	068004-	0000- 00000	49.34
					11000-	2600- 54415-	0000-	068004-	0000- 00000	651.02
Check # 12410	11000	08/18/2023	Check Amt	10.81	Status	Cleared	City of Las Vegas (000019/1)			
20230804 ROMERO			Natural Gas, Water and Sewer		11000-	2600- 54412-	0000-	068004-	0000- 00000	10.81
Check # 12411	11000	08/18/2023	Check Amt	113.50	Status	Cleared	Nations Best Holdings LLC (010109/1)			
25170			Maintenance and custodial supplies		11000-	2600- 56118-	0000-	068004-	0000- 00000	7.42
25171			Maintenance and custodial supplies		11000-	2600- 56118-	0000-	068004-	0000- 00000	7.04
25319			Maintenance and custodial supplies		11000-	2600- 56118-	0000-	068004-	0000- 00000	88.53
25320			Maintenance and custodial supplies		11000-	2600- 56118-	0000-	068004-	0000- 00000	10.51
Check # 12412	11000	08/18/2023	Check Amt	552.93	Status	Cleared	Plateau Telecommunications Inc (000220/1)			
3135134			Phone and Internet Services		11000-	2600- 54416-	0000-	068004-	0000- 00000	552.93
Check # 12413	11000	08/18/2023	Check Amt	389.53	Status	Cleared	PNM (000049/1)			
035255002			Electricity		11000-	2600- 54411-	0000-	068004-	0000- 00000	251.02
115614397			Electricity		11000-	2600- 54411-	0000-	068004-	0000- 00000	138.51
Check # 12414	11000	08/18/2023	Check Amt	253.11	Status	Cleared	Sharp Electronics Corporation (000202/1)			
SH583488			Copier Lease & Usage Charges		11000-	1000- 54630-	1010-	068004-	0000- 00000	198.32
					11000-	1000- 56118-	1010-	068004-	0000- 00000	54.79

Selection Sorted by Check Number, Inv #, Include Address=No, (Org = 180, Source = N, Pay To = N, Payment Method = N, Starting Check Date = 8/1/2023, Ending Check Date = 8/31/2023, Summary? = N, Sort/Group 1 = , Sort/Group 2 =)



Bank Account 180MAIN - Main Checking Account

Payment Id	Comment								
* Break in sequence									
Check # 12425	11000	08/29/2023	Check Amt	250.31	Status	Printed	City of Las Vegas (000019/1)		
2023 08 04 HS KIT			Natural Gas, Water and Sewer				11000- 2600- 54412- 0000- 068004- 0000- 00000		10.81
2023 08 04 HS PORT			Natural Gas, Water and Sewer				11000- 2600- 54412- 0000- 068004- 0000- 00000		10.81
							11000- 2600- 54415- 0000- 068004- 0000- 00000		228.69
Check # 12426	11000	08/29/2023	Check Amt	498.95	Status	Printed	Joseph J Montana (000208/1)		
579974			Fire Extinguisher Updates and Maintenance				11000- 2600- 54311- 0000- 068004- 0000- 00000		498.95
Check # 12427	11000	08/29/2023	Check Amt	603.46	Status	Printed	Las Vegas Optic (000012/2)		
357422			Student Recruitment Ad Las Vegas Optic Newspaper				11000- 2300- 55400- 0000- 068004- 0000- 00000		603.46
Check # 12428	11000	08/29/2023	Check Amt	1,612.29	Status	Printed	NM RHC (900006/1)		
20230810-REG			NM RHC (900006/1) 08/10/2023 (REG)				11000- - 23123- - - -		376.00
20230825-REG			NM RHC (900006/1) 08/25/2023 (REG)				11000- - 23123- - - -		1,056.29
							24101- - 23123- - - -		26.62
							24106- - 23123- - - -		19.63
							24330- - 23123- - - -		133.75
Check # 12429	11000	08/29/2023	Check Amt	6,270.64	Status	Cleared	NMPSIA (900001/1)		
20230710-REG			NMPSIA (900001/1) 07/10/2023 (REG)				11000- - 23125- - - -		389.70
20230725-REG			NMPSIA (900001/1) 07/25/2023 (REG)				11000- - 23125- - - -		387.06
NMPSIA ADJ - 2023 07			NMPSIA Adj - 2023 07				11000- - 23125- - - -		5,493.88
Check # 12430	11000	08/29/2023	Check Amt	20,005.34	Status	Printed	schoolAbility, LLC (010027/3)		
2319-NMRGS			Financial Software				11000- 2500- 56113- 0000- 068004- 0000- 00000		20,005.34
Check # 12431	11000	08/29/2023	Check Amt	221.23	Status	Printed	Sharp Electronics Corporation (000202/1)		
SH583489			Copier Lease & Usage Charges				11000- 1000- 54630- 1010- 068004- 0000- 00000		13.97
							11000- 1000- 56118- 1010- 068004- 0000- 00000		207.26
Check # 12432	11000	08/29/2023	Check Amt	1,082.94	Status	Printed	Staples Contract & Comm. Inc. (000082/1)		
3544235901			Custodial Supplies				11000- 2600- 56118- 0000- 068004- 0000- 00000		775.50
3544235902			Copy paper				11000- 1000- 56118- 1010- 068004- 0000- 00000		307.44
Check # 12433	11000	08/31/2023	Check Amt	15,452.61	Status	Cleared	NM Educational RetirementBoard (900005/1)		
20230810-REG			NM Educational RetirementBoard (900005/1) 08/10/2023 (REG)				11000- - 23124- - - -		3,615.75
20230825-REG			NM Educational RetirementBoard (900005/1) 08/25/2023 (REG)				11000- - 23124- - - -		10,102.30
							24101- - 23124- - - -		231.11
							24106- - 23124- - - -		188.81
							24330- - 23124- - - -		1,256.20
DP24-00001			August ERB ADJ				11000- - 23124- - - -		58.44



Bank Account 180MAIN - Main Checking Account

Payment Id Comment

Number of Items 31 67,195.19 Totals for Org 180 - Rio Gallinas School for Ecology and the Arts

**RIO GALLINAS SCHOOL FOR ECOLOGY AND THE ARTS
FINANCIAL SUMMARY**

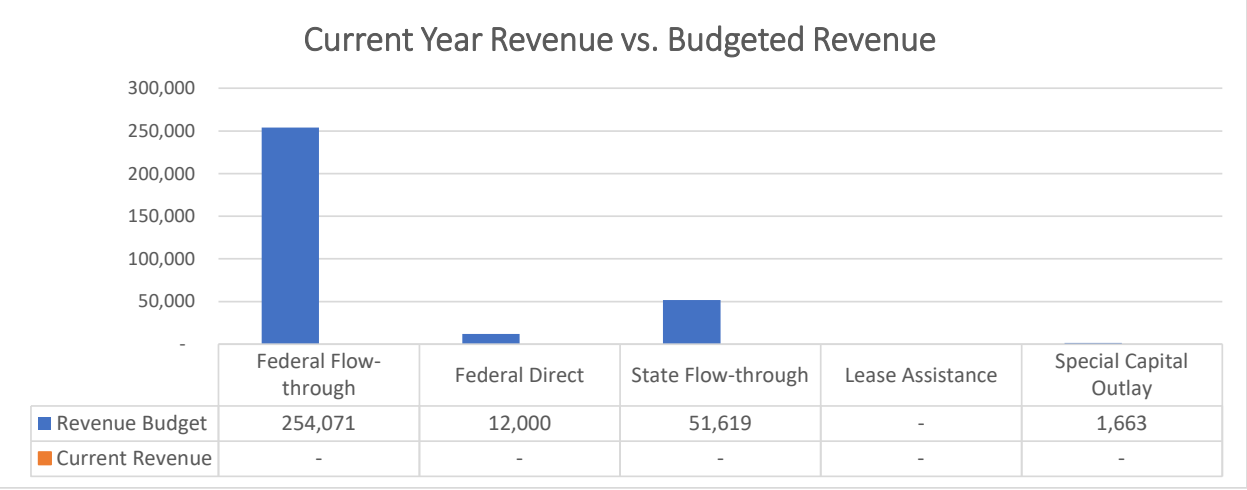
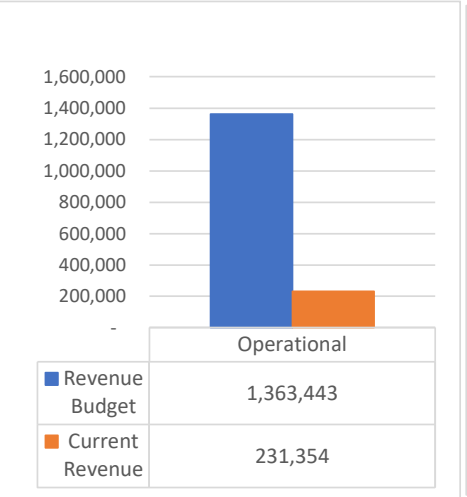
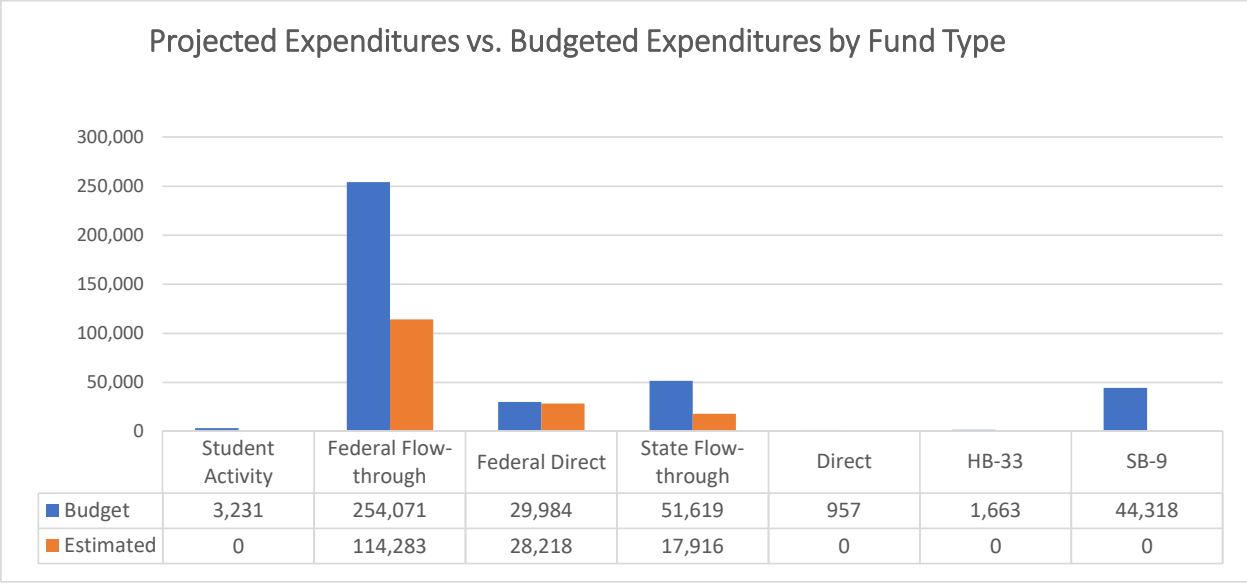
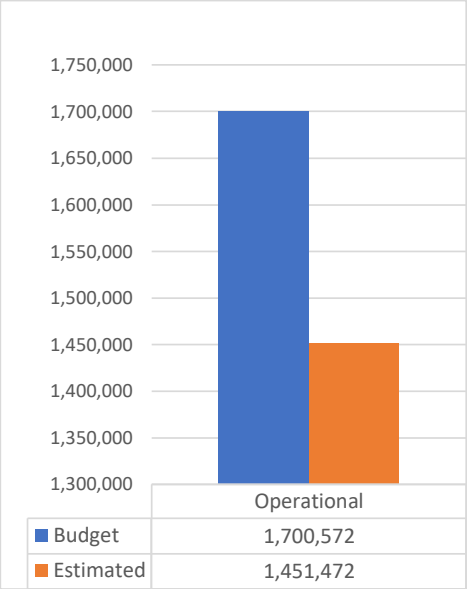
Source	Beginning Fund Balance	Revenue	Expenditure	Net Dec/Inc	Fund Balance	Liabilities	Cash Balance
11000 - Operational Fund	368,324.11	\$ 231,354.13	\$ 133,617.75	\$ 97,736.38	\$ 466,060.49	\$ 7,031.34	\$ 473,091.83
14000 - Inst. Materials Fund	-	-	\$ -	-	-	-	-
21000 - Food Services Fund	556.86	-	\$ -	-	556.86	-	556.86
23000 - Non-Instruct. Fund	3,389.26	-	\$ -	-	3,389.26	-	3,389.26
24101 - Title I	(7,746.57)	7,746.57	\$ 1,576.64	6,169.93	(1,576.64)	8.44	(1,568.20)
24106 - IDEA-B	(5,484.01)	5,484.01	\$ 2,035.58	3,448.43	(2,035.58)	18.45	(2,017.13)
24154 - Title II	(3,262.94)	3,262.94	\$ -	3,262.94	-	-	-
24308 - CRRSA, ESSER II	(16,954.07)	16,954.07	\$ -	16,954.07	-	0.31	0.31
24309 - Social Emotional Learning	-	-	\$ -	-	-	-	-
24330 - ESSER III	(24,784.57)	24,784.57	\$ 7,268.59	17,515.98	(7,268.59)	129.95	(7,138.64)
25153 - Medicaid	41,202.28	1,910.45	\$ 10.97	1,899.48	43,101.76	-	43,101.76
27107 - Library SB-66	-	-	\$ -	-	-	-	-
27109 - Inst Materials Cash	-	-	\$ -	-	-	-	-
27114 - New Mexico Redas to Lead K-	(26,918.02)	26,918.02	\$ -	26,918.02	-	-	-
27126 - Community Planning Grant	(35,116.90)	35,116.90	\$ 560.83	\$ 34,556.07	(560.83)	-	(560.83)
27202 - Open SciEd Expansion Initiati	-	-	\$ -	\$ -	-	-	-
27407 - Family Income Index	(39,801.42)	39,801.42	\$ 950.00	\$ 38,851.42	(950.00)	-	(950.00)
27156 - NM Outdoor Learning Grant S	(8,857.83)	8,857.83	\$ -	\$ 8,857.83	-	-	-
29102 - Direct Grant	956.96	-	\$ -	\$ -	956.96	-	956.96
31200 - Lease Assistance	(12,000.00)	12,000.00	\$ -	\$ 12,000.00	-	-	-
31400 - Special Capital Outlay State	(4,323.00)	4,323.00	\$ -	\$ 4,323.00	-	-	-
31700 - SB-9 State Match	-	-	\$ -	\$ -	-	-	-
31703 - SB-9 Cash	24,714.22	19,605.00	\$ -	\$ 19,605.00	44,319.22	-	44,319.22
Total	\$ 253,894.36	\$ 438,118.91	\$ 146,020.36	\$ 292,098.55	\$ 545,992.91	\$ 7,188.49	\$ 553,181.40

	Total Bank
Bank Statement Ending Balance	578,806.59
Uncleared Payments	25,625.19
Uncleared Deposits	-
Revised System Cash Balance	553,181.40

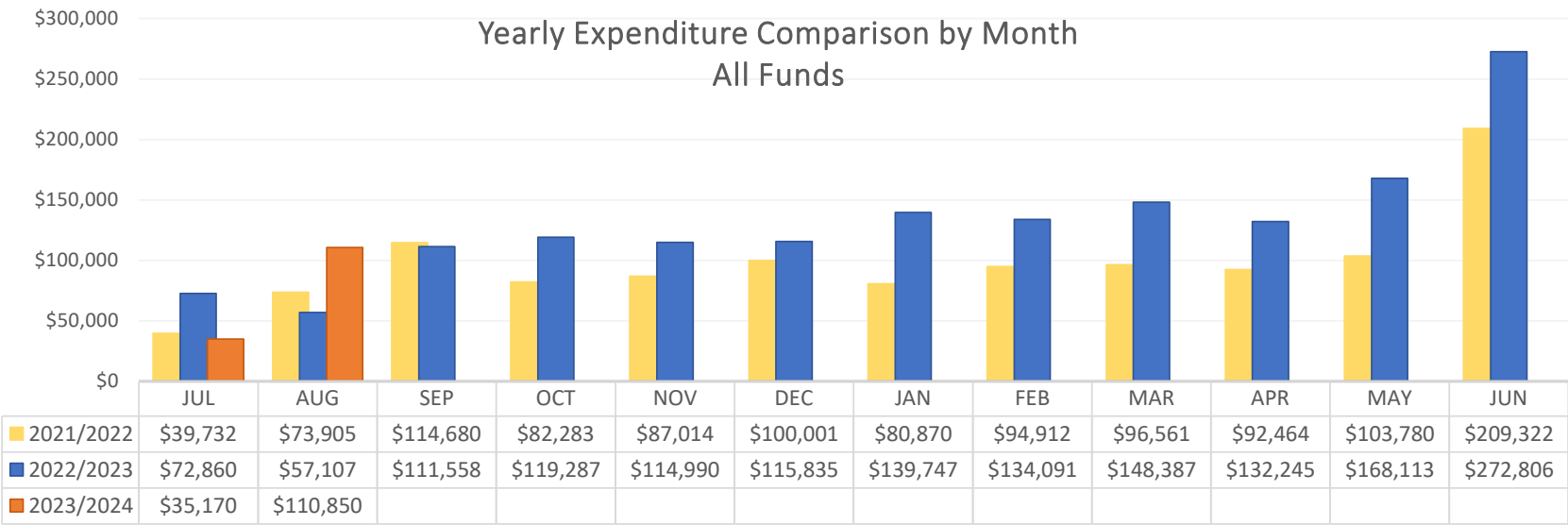
Rio Gallinas School for Ecology and the Arts

Expenditure Analytical Review

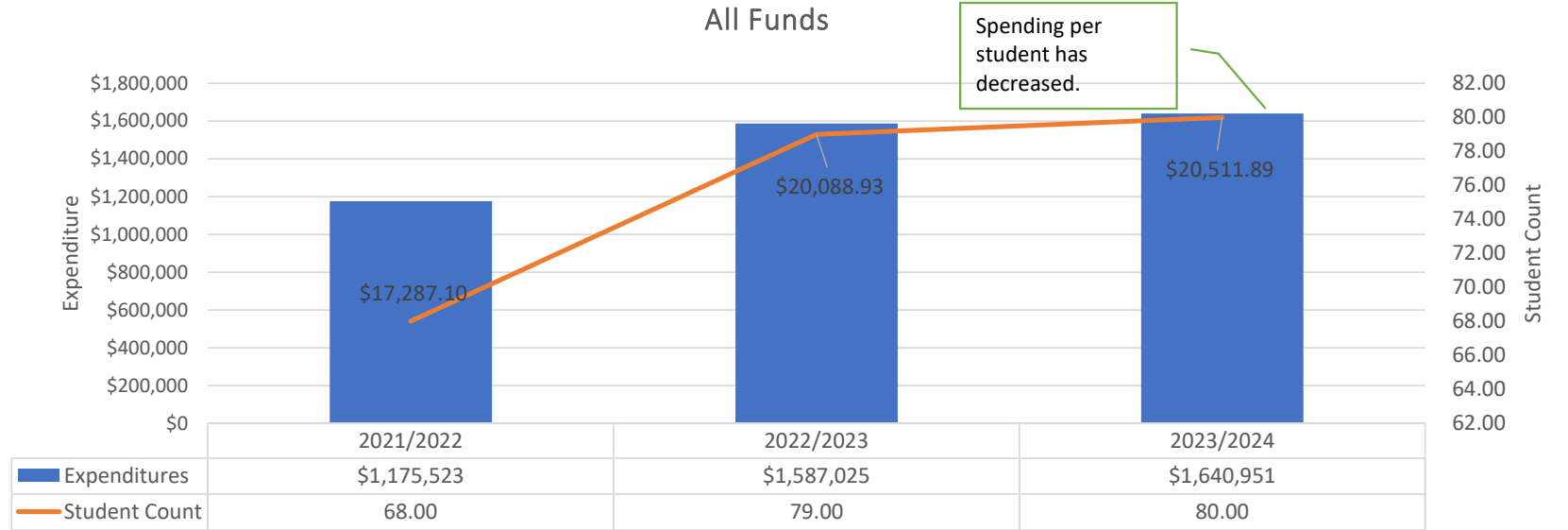
August 31, 2023



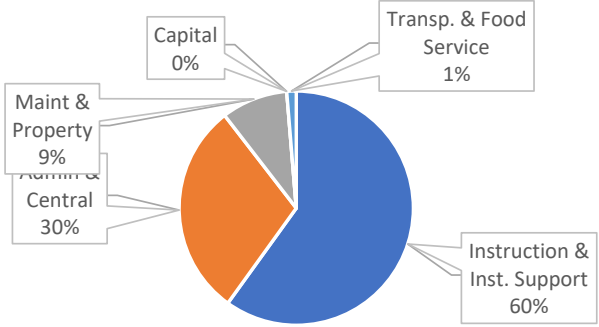
Yearly Expenditure Comparison by Month All Funds



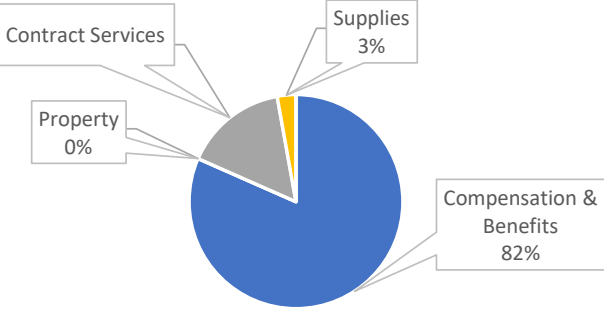
Spending Per Student All Funds




Estimated Expenditures by Function - All Funds



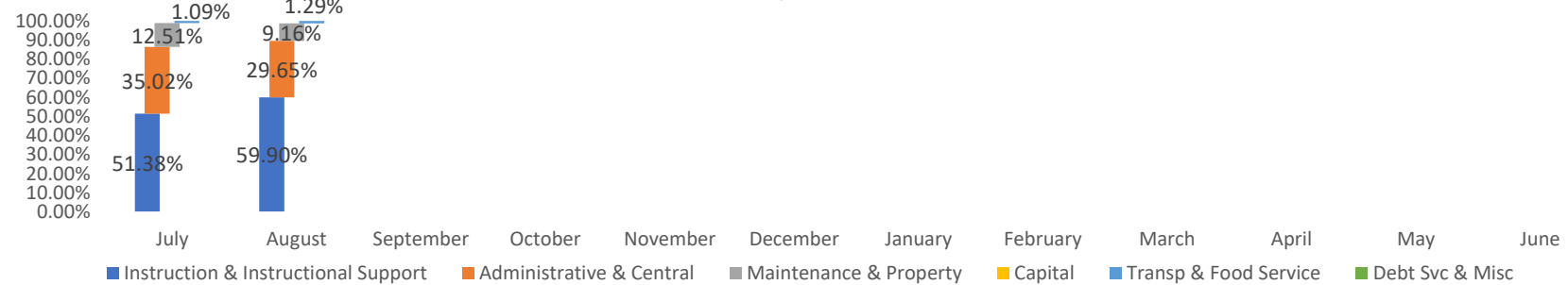
Estimated Expenditures by Object - All Funds



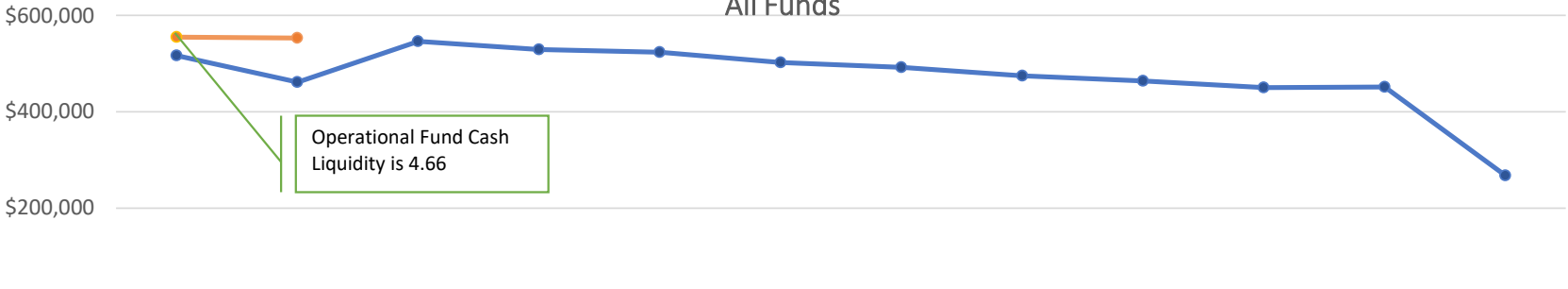
Object Code Change in Percentage by Month
(All Funds - Exp & Encumbrance)



Function Code Change in Percentage by Month
(All Funds - Exp & Encumbrance)

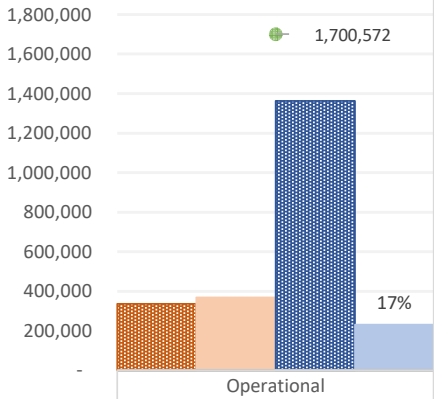


Monthly Cash Balance All Funds



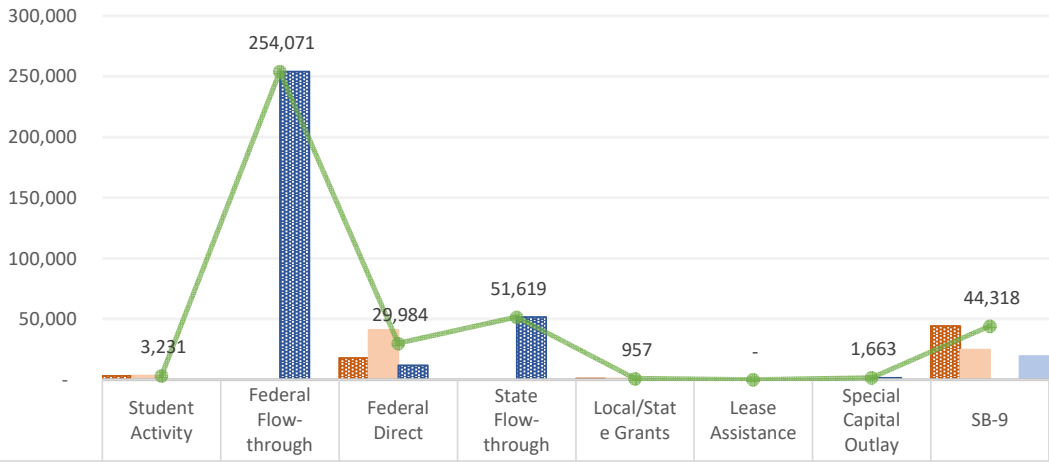
\$0	JUL	AUG	SEP	OCT	NOV	DEC	JAN	FEB	MAR	APR	MAY	JUN
● FY2023	\$516,711	\$461,236	\$545,761	\$529,333	\$523,314	\$502,059	\$491,831	\$474,347	\$463,613	\$449,905	\$451,450	\$267,718
● FY2024	\$554,915	\$553,181										

(Operational Fund Only)



FB Budget	337,129
FB	368,324
Revenue Budget	1,363,443
YTD Revenue	231,354
Total Budget	1,700,572

Current Year Revenue vs. Budgeted Revenue & Beg Fund Balance vs. Budgeted Fund Balance



FB Budget	3,231	-	17,984	-	957	-	-	44,318
FB	3,389	-	41,202	-	957	-	-	24,714
Revenue Budget	-	254,071	12,000	51,619	-	-	1,663	-
Current Revenue	-	-	-	-	-	-	-	19,605
Total Budget	3,231	254,071	29,984	51,619	957	-	1,663	44,318

Balances through 08/31/2023						Fiscal Year 2023/24
Funds- Func- Obj ct - Pr gm- Locat n- JbCl - Opt nl	Description	Adopted Budget	Revised Budget	Encumbered	Expenditure	Account Balance
Funds 11000 - Operational, Func 1000 - Instruction						
11000- 1000- 51100- 0000- 068004- 1611- 00000	SalariesExpense,Subs-Sick	5,000.00	5,000.00			5,000.00
11000- 1000- 51100- 1010- 068004- 1411- 00000	SalariesExpense,Teachers	316,465.00	316,465.00	279,795.23	12,165.01	24,504.76
11000- 1000- 51100- 1010- 068004- 1711- 00000	SalariesExpense,InstAssts	48,908.00	48,908.00	37,267.36	1,620.32	10,020.32
11000- 1000- 51100- 2000- 068004- 1412- 00000	SalariesExpense,Teachers	50,604.00	50,604.00	47,929.24	2,083.88	590.88
11000- 1000- 51100- 2000- 068004- 1712- 00000	SalariesExpense,InstAssts	12,963.00	12,963.00	16,023.18	696.66	3,756.84-
11000- 1000- 51300- 1010- 068004- 1411- 00000	AddtnlCompenstn,Teachers	4,000.00	4,000.00	3,800.00	200.00	
11000- 1000- 51300- 1010- 068004- 1711- 00000	AddtnlCompenstn,InstAssts	10,000.00	10,000.00	14,250.00	750.00	5,000.00-
11000- 1000- 51300- 2000- 068004- 1412- 00000	AddtnlCompenstn,Teachers	1,000.00	1,000.00	2,500.00		1,500.00-
11000- 1000- 52111- 0000- 068004- 1611- 00000	EducRetirement	908.00	908.00			908.00
11000- 1000- 52111- 1010- 068004- 1411- 00000	EducRetirement	58,177.00	58,177.00	51,472.78	2,244.26	4,459.96
11000- 1000- 52111- 1010- 068004- 1711- 00000	EducRetirement	10,695.00	10,695.00	9,350.31	430.21	914.48
11000- 1000- 52111- 2000- 068004- 1412- 00000	EducRetirement	9,367.00	9,367.00	9,152.77	378.22	163.99-
11000- 1000- 52111- 2000- 068004- 1712- 00000	EducRetirement	2,354.00	2,354.00	2,908.35	126.45	680.80-
11000- 1000- 52112- 0000- 068004- 1611- 00000	ERARetireeHlth	100.00	100.00			100.00
11000- 1000- 52112- 1010- 068004- 1411- 00000	ERARetireeHlth	6,413.00	6,413.00	5,671.90	247.30	493.80
11000- 1000- 52112- 1010- 068004- 1711- 00000	ERARetireeHlth	1,179.00	1,179.00	1,030.24	47.40	101.36
11000- 1000- 52112- 2000- 068004- 1412- 00000	ERARetireeHlth	1,033.00	1,033.00	1,008.54	41.68	17.22-
11000- 1000- 52112- 2000- 068004- 1712- 00000	ERARetireeHlth	260.00	260.00	320.58	13.94	74.52-
11000- 1000- 52210- 0000- 068004- 1611- 00000	FICA Payments	310.00	310.00			310.00
11000- 1000- 52210- 1010- 068004- 1411- 00000	FICA Payments	19,874.00	19,874.00	17,088.58	750.04	2,035.38
11000- 1000- 52210- 1010- 068004- 1711- 00000	FICA Payments	3,654.00	3,654.00	2,975.54	137.46	541.00
11000- 1000- 52210- 2000- 068004- 1412- 00000	FICA Payments	3,200.00	3,200.00	3,126.52	129.20	55.72-
11000- 1000- 52210- 2000- 068004- 1712- 00000	FICA Payments	804.00	804.00	920.54	40.02	156.56-
11000- 1000- 52220- 0000- 068004- 1611- 00000	MedicarePaymnts	73.00	73.00			73.00
11000- 1000- 52220- 1010- 068004- 1411- 00000	MedicarePaymnts	4,651.00	4,651.00	3,996.38	175.41	479.21
11000- 1000- 52220- 1010- 068004- 1711- 00000	MedicarePaymnts	857.00	857.00	695.74	32.14	129.12
11000- 1000- 52220- 2000- 068004- 1412- 00000	MedicarePaymnts	749.00	749.00	731.30	30.22	12.52-
11000- 1000- 52220- 2000- 068004- 1712- 00000	MedicarePaymnts	189.00	189.00	215.28	9.36	35.64-
11000- 1000- 52311- 1010- 068004- 1411- 00000	Hth&MedPremiums	25,780.00	25,780.00	14,285.53	452.25	11,042.22
11000- 1000- 52311- 1010- 068004- 1711- 00000	Hth&MedPremiums	15,043.00	15,043.00	13,442.35	584.45	1,016.20
11000- 1000- 52311- 2000- 068004- 1712- 00000	Hth&MedPremiums	5,015.00	5,015.00	4,480.86	194.82	339.32
11000- 1000- 52312- 1010- 068004- 1411- 00000	Life	160.00	160.00	184.80	13.20	38.00-
11000- 1000- 52312- 1010- 068004- 1711- 00000	Life	69.00	69.00	55.44	3.96	9.60
11000- 1000- 52312- 2000- 068004- 1412- 00000	Life	32.00	32.00	28.14	2.01	1.85
11000- 1000- 52312- 2000- 068004- 1712- 00000	Life	64.00	64.00	24.08	1.72	38.20
11000- 1000- 52313- 1010- 068004- 1411- 00000	Dental	1,389.00	1,389.00	1,050.64	35.67	302.69

Selection Grouped by Account Type, Filtered by User Permissions, (Org = 180, Online/Offline = N, Period = 2, UnPosted JEs? = N, Assets and Liabilities? = N, Restricted Accts? = Y, Objct = 5, Obj Digits = 0, Page Break Lvl =)

Balances through 08/31/2023						Fiscal Year 2023/24
Funds- Func- Obj ct - Pr gm- Locat n- JbCl - Opt nl	Description	Adopted Budget	Revised Budget	Encumbered	Expenditure	Account Balance
Funds 11000 - Operational, Func 1000 - Instruction (continued)						
11000- 1000- 52313- 1010- 068004- 1711- 00000	Dental	616.00	616.00	590.41	25.67	.08-
11000- 1000- 52313- 2000- 068004- 1712- 00000	Dental	206.00	206.00	196.65	8.55	.80
11000- 1000- 52314- 1010- 068004- 1411- 00000	Vision	250.00	250.00	191.13	4.24	54.63
11000- 1000- 52314- 1010- 068004- 1711- 00000	Vision	76.00	76.00	72.22	3.14	.64
11000- 1000- 52314- 2000- 068004- 1712- 00000	Vision	26.00	26.00	24.15	1.05	.80
11000- 1000- 52315- 1010- 068004- 1411- 00000	Disability	219.00	219.00	167.44	7.28	44.28
11000- 1000- 52500- 0000- 068004- 1611- 00000	UnemploymntComp	10,000.00	10,000.00			10,000.00
11000- 1000- 52710- 0000- 068004- 1611- 00000	WorkersCompPrem	51.00	51.00	.73	50.27	
11000- 1000- 52710- 1010- 068004- 1411- 00000	WorkersCompPrem	3,175.00	3,175.00	45.59	3,129.41	
11000- 1000- 52710- 1010- 068004- 1711- 00000	WorkersCompPrem	662.00	662.00	9.51	652.49	
11000- 1000- 52710- 2000- 068004- 1412- 00000	WorkersCompPrem	508.00	508.00	2.66	182.34	323.00
11000- 1000- 52710- 2000- 068004- 1712- 00000	WorkersCompPrem	131.00	131.00	6.39	438.61	314.00-
11000- 1000- 52720- 0000- 068004- 1611- 00000	WorkrsCompERFee	10.00	10.00			10.00
11000- 1000- 52720- 1010- 068004- 1411- 00000	WorkrsCompERFee	50.00	50.00	34.50		15.50
11000- 1000- 52720- 1010- 068004- 1711- 00000	WorkrsCompERFee	30.00	30.00	10.38		19.62
11000- 1000- 52720- 2000- 068004- 1412- 00000	WorkrsCompERFee	10.00	10.00	5.25		4.75
11000- 1000- 52720- 2000- 068004- 1712- 00000	WorkrsCompERFee	20.00	20.00	4.44		15.56
11000- 1000- 54630- 1010- 068004- 0000- 00000	RentalCompEqpmt	4,600.00	4,600.00	3,982.32	618.32	.64-
11000- 1000- 55817- 1010- 068004- 0000- 00000	Student Travel	2,000.00	2,000.00			2,000.00
11000- 1000- 55915- 1010- 068004- 0000- 00000	OthContractSvcs			1,199.29		1,199.29-
11000- 1000- 55915- 1020- 068004- 0000- 00000	OthContractSvcs	3,600.00	3,600.00	19,500.00		15,900.00-
11000- 1000- 56112- 1010- 068004- 0000- 00000	Other Textbooks	15,301.00	15,301.00	5,493.59		9,807.41
11000- 1000- 56113- 1010- 068004- 0000- 00000	Software			3,399.55	1,155.00	4,554.55-
11000- 1000- 56118- 1010- 068004- 0000- 00000	GenSuppliesMats	26,019.00	26,019.00	8,181.23	1,233.24	16,604.53
11000- 1000- 56118- 1020- 068004- 0000- 00000	GenSuppliesMats	700.00	700.00	737.12		37.12-
11000- 1000- 57331- 1010- 068004- 0000- 00000	FixedAssets>\$5k	275,108.00	275,108.00			275,108.00
Total for Func 1000 and Expense accounts		964,707.00	964,707.00	589,636.75	31,146.87	343,923.38
Funds 11000 - Operational, Func 2100 - SuppSvcsStudnts						
11000- 2100- 51100- 0000- 068004- 1211- 00000	SalariesExpense,Coord/Sub			53,554.12	1,446.08	55,000.20-
11000- 2100- 51100- 0000- 068004- 1218- 00000	SalariesExpense,Sch/Stude	87,500.00	87,500.00			87,500.00
11000- 2100- 51100- 0000- 068004- 1511- 00000	SalariesExpense,Data Proc	30,000.00	30,000.00	27,500.00	2,500.00	
11000- 2100- 51100- 2000- 068004- 1315- 00000	SalariesExpense,Psych/Cou			29,948.07	1,302.09	31,250.16-
11000- 2100- 51300- 0000- 068004- 1211- 00000	AddtnlCompenstn,Coord/Sub	1,750.00	1,750.00	4,512.50	237.50	3,000.00-
11000- 2100- 51300- 2000- 068004- 1211- 00000	AddtnlCompenstn,Coord/Sub	318.00	318.00	5,000.00		4,682.00-
11000- 2100- 52111- 0000- 068004- 1211- 00000	EducRetirement			10,538.93	305.56	10,844.49-
11000- 2100- 52111- 0000- 068004- 1218- 00000	EducRetirement	15,882.00	15,882.00			15,882.00

Selection Grouped by Account Type, Filtered by User Permissions, (Org = 180, Online/Offline = N, Period = 2, UnPosted JEs? = N, Assets and Liabilities? = N, Restricted Accts? = Y, Objct = 5, Obj Digits = 0, Page Break Lvl =)

Balances through 08/31/2023						Fiscal Year 2023/24	
Funds- Func- Obj ct - Pr gm- Locat n- JbCl - Opt nl	Description	Adopted Budget	Revised Budget	Encumbered	Expenditure	Account Balance	
Funds 11000 - Operational, Func 2100 - SuppSvcsStudnts (continued)							
11000- 2100- 52111- 0000- 068004- 1511- 00000	EducRetirement	5,445.00	5,445.00	4,991.33	453.75	.08-	
11000- 2100- 52111- 2000- 068004- 1211- 00000	EducRetirement			907.69		907.69-	
11000- 2100- 52111- 2000- 068004- 1315- 00000	EducRetirement			5,199.26	236.33	5,435.59-	
11000- 2100- 52112- 0000- 068004- 1211- 00000	ERARetireeHlth	35.00	35.00	1,161.36	33.67	1,160.03-	
11000- 2100- 52112- 0000- 068004- 1218- 00000	ERARetireeHlth	1,750.00	1,750.00			1,750.00	
11000- 2100- 52112- 0000- 068004- 1511- 00000	ERARetireeHlth	600.00	600.00	550.00	50.00		
11000- 2100- 52112- 2000- 068004- 1211- 00000	ERARetireeHlth			100.08		100.08-	
11000- 2100- 52112- 2000- 068004- 1315- 00000	ERARetireeHlth			572.88	26.04	598.92-	
11000- 2100- 52210- 0000- 068004- 1211- 00000	FICA Payments	109.00	109.00	3,343.51	104.38	3,338.89-	
11000- 2100- 52210- 0000- 068004- 1218- 00000	FICA Payments	5,425.00	5,425.00			5,425.00	
11000- 2100- 52210- 0000- 068004- 1511- 00000	FICA Payments	1,860.00	1,860.00	1,705.00	155.00		
11000- 2100- 52210- 2000- 068004- 1211- 00000	FICA Payments			310.07		310.07-	
11000- 2100- 52210- 2000- 068004- 1315- 00000	FICA Payments			1,776.06	80.73	1,856.79-	
11000- 2100- 52220- 0000- 068004- 1211- 00000	MedicarePaymnts	26.00	26.00	782.00	24.42	780.42-	
11000- 2100- 52220- 0000- 068004- 1218- 00000	MedicarePaymnts	1,269.00	1,269.00			1,269.00	
11000- 2100- 52220- 0000- 068004- 1511- 00000	MedicarePaymnts	435.00	435.00	398.83	36.25	.08-	
11000- 2100- 52220- 2000- 068004- 1211- 00000	MedicarePaymnts			72.46		72.46-	
11000- 2100- 52220- 2000- 068004- 1315- 00000	MedicarePaymnts			415.36	18.88	434.24-	
11000- 2100- 52311- 0000- 068004- 1218- 00000	Hth&MedPremiums	7,427.00	7,427.00			7,427.00	
11000- 2100- 52312- 0000- 068004- 1211- 00000	Life			36.96	2.64	39.60-	
11000- 2100- 52312- 0000- 068004- 1218- 00000	Life	32.00	32.00			32.00	
11000- 2100- 52312- 0000- 068004- 1511- 00000	Life	32.00	32.00	17.16	1.32	13.52	
11000- 2100- 52312- 2000- 068004- 1315- 00000	Life			17.16	1.32	18.48-	
11000- 2100- 52313- 0000- 068004- 1218- 00000	Dental	197.00	197.00			197.00	
11000- 2100- 52314- 0000- 068004- 1218- 00000	Vision	46.00	46.00			46.00	
11000- 2100- 52315- 0000- 068004- 1218- 00000	Disability	281.00	281.00			281.00	
11000- 2100- 52315- 0000- 068004- 1511- 00000	Disability	118.00	118.00	86.02	7.82	24.16	
11000- 2100- 52710- 0000- 068004- 1218- 00000	WorkersCompPrem	877.00	877.00	7.29	500.71	369.00	
11000- 2100- 52710- 0000- 068004- 1511- 00000	WorkersCompPrem	301.00	301.00	1.88	129.12	170.00	
11000- 2100- 52720- 0000- 068004- 1218- 00000	WorkrsCompERFee	10.00	10.00			10.00	
11000- 2100- 52720- 0000- 068004- 1511- 00000	WorkrsCompERFee	10.00	10.00	3.45		6.55	
11000- 2100- 53211- 2000- 068004- 0000- 00000	DiagsContracted	8,000.00	8,000.00			8,000.00	
11000- 2100- 53215- 2000- 068004- 0000- 00000	PsychologtsCont	10,500.00	10,500.00	10,500.00			
11000- 2100- 53330- 2000- 068004- 0000- 00000	ProfessDevelop	2,000.00	2,000.00	525.00		1,475.00	
11000- 2100- 55813- 2000- 068004- 0000- 00000	EmpTravNonTeach			978.05		978.05-	
11000- 2100- 56118- 2000- 068004- 0000- 00000	GenSuppliesMats	700.00	700.00			700.00	

Selection Grouped by Account Type, Filtered by User Permissions, (Org = 180, Online/Offline = N, Period = 2, UnPosted JEs? = N, Assets and Liabilities? = N, Restricted Accts? = Y, Objct = 5, Obj Digits = 0, Page Break Lvl =)



Balances through 08/31/2023					Fiscal Year 2023/24	
Funds- Func- Obj ct - Pr gm- Locat n- Jb Cl - Opt nl	Description	Adopted Budget	Revised Budget	Encumbered	Expenditure	Account Balance
Total for Func 2100 and Expense accounts		182,935.00	182,935.00	165,512.48	7,653.61	9,768.91
Funds 11000 - Operational, Func 2200 - Suppt Svcs Inst						
11000- 2200- 53330- 0000- 068004- 0000- 00000	ProfessDevelop	3,500.00	3,500.00			3,500.00
11000- 2200- 56113- 0000- 068004- 0000- 00000	Software	3,400.00	3,400.00			3,400.00
11000- 2200- 56118- 0000- 068004- 0000- 00000	GenSuppliesMats	1,100.00	1,100.00			1,100.00
Total for Func 2200 and Expense accounts		8,000.00	8,000.00	.00	.00	8,000.00
Funds 11000 - Operational, Func 2300 - SupptSvcs-Admin						
11000- 2300- 51100- 0000- 068004- 1111- 00000	SalariesExpense,Superinte	121,290.00	121,290.00	101,075.00	20,215.00	
11000- 2300- 51300- 0000- 068004- 1217- 00000	AddtnlCompenstn,Sec/Crcl/			2,850.00	150.00	3,000.00-
11000- 2300- 52111- 0000- 068004- 1111- 00000	EducRetirement	22,015.00	22,015.00	18,345.20	3,669.04	.76
11000- 2300- 52111- 0000- 068004- 1217- 00000	EducRetirement			517.18	27.22	544.40-
11000- 2300- 52112- 0000- 068004- 1111- 00000	ERARetireeHlth	2,426.00	2,426.00	2,021.60	404.32	.08
11000- 2300- 52112- 0000- 068004- 1217- 00000	ERARetireeHlth			57.00	3.00	60.00-
11000- 2300- 52210- 0000- 068004- 1111- 00000	FICA Payments	7,520.00	7,520.00	6,085.40	1,217.08	217.52
11000- 2300- 52210- 0000- 068004- 1217- 00000	FICA Payments			176.70	9.30	186.00-
11000- 2300- 52220- 0000- 068004- 1111- 00000	MedicarePaymnts	1,759.00	1,759.00	1,423.20	284.64	51.16
11000- 2300- 52220- 0000- 068004- 1217- 00000	MedicarePaymnts			41.23	2.17	43.40-
11000- 2300- 52311- 0000- 068004- 1111- 00000	Hth&MedPremiums	5,373.00	5,373.00	4,174.60	834.92	363.48
11000- 2300- 52312- 0000- 068004- 1111- 00000	Life			26.40	5.28	31.68-
11000- 2300- 52313- 0000- 068004- 1111- 00000	Dental	206.00	206.00	171.60	34.32	.08
11000- 2300- 52314- 0000- 068004- 1111- 00000	Vision	46.00	46.00	37.60	7.52	.88
11000- 2300- 52315- 0000- 068004- 1111- 00000	Disability	314.00	314.00	261.00	52.20	.80
11000- 2300- 52710- 0000- 068004- 1111- 00000	WorkersCompPrem	1,216.00	1,216.00	.82	56.18	1,159.00
11000- 2300- 52720- 0000- 068004- 1111- 00000	WorkrsCompERFee	10.00	10.00	9.20		.80
11000- 2300- 53411- 0000- 068004- 0000- 00000	Auditing	8,500.00	8,500.00	8,500.00		
11000- 2300- 53413- 0000- 068004- 0000- 00000	Legal	2,500.00	2,500.00	2,500.00		
11000- 2300- 55400- 0000- 068004- 0000- 00000	Advertising				603.46	603.46-
11000- 2300- 55811- 0000- 068004- 0000- 00000	Board Travel	500.00	500.00			500.00
11000- 2300- 55812- 0000- 068004- 0000- 00000	Board Training	4,000.00	4,000.00			4,000.00
11000- 2300- 56118- 0000- 068004- 0000- 00000	GenSuppliesMats			200.00		200.00-
Total for Func 2300 and Expense accounts		177,675.00	177,675.00	148,473.73	27,575.65	1,625.62
Funds 11000 - Operational, Func 2400 - SupSvcsSchAdmin						
11000- 2400- 51100- 0000- 068004- 1112- 00000	SalariesExpense,Principal			80,208.48	7,291.68	87,500.16-
11000- 2400- 51100- 0000- 068004- 1217- 00000	SalariesExpense,Sec/Crcl/	52,062.00	52,062.00	51,506.25	3,543.75	2,988.00-
11000- 2400- 51300- 0000- 068004- 1217- 00000	AddtnlCompenstn,Sec/Crcl/	738.00	738.00			738.00
11000- 2400- 52111- 0000- 068004- 1112- 00000	EducRetirement			14,557.84	1,323.44	15,881.28-

Selection Grouped by Account Type, Filtered by User Permissions, (Org = 180, Online/Offline = N, Period = 2, UnPosted JEs? = N, Assets and Liabilities? = N, Restricted Accts? = Y, Objct = 5, Obj Digits = 0, Page Break Lvl =)

Balances through 08/31/2023						Fiscal Year 2023/24
Funds- Func- Obj ct - Pr gm- Locat n- JbCl - Opt nl	Description	Adopted Budget	Revised Budget	Encumbered	Expenditure	Account Balance
Funds 11000 - Operational, Func 2400 - SupSvcsSchAdmin (continued)						
11000-2400-52111-0000-068004-1217-00000	EducRetirement	9,584.00	9,584.00	9,348.48	643.20	407.68-
11000-2400-52112-0000-068004-1112-00000	ERARetireeHlth			1,604.24	145.84	1,750.08-
11000-2400-52112-0000-068004-1217-00000	ERARetireeHlth	1,057.00	1,057.00	1,030.24	70.88	44.12-
11000-2400-52210-0000-068004-1112-00000	FICA Payments			4,654.76	423.16	5,077.92-
11000-2400-52210-0000-068004-1217-00000	FICA Payments	3,274.00	3,274.00	3,193.33	219.71	139.04-
11000-2400-52220-0000-068004-1112-00000	MedicarePaymnts			1,088.56	98.96	1,187.52-
11000-2400-52220-0000-068004-1217-00000	MedicarePaymnts	766.00	766.00	746.85	51.39	32.24-
11000-2400-52311-0000-068004-1112-00000	Hth&MedPremiums			6,686.02	607.82	7,293.84-
11000-2400-52312-0000-068004-1112-00000	Life			34.32	2.64	36.96-
11000-2400-52312-0000-068004-1217-00000	Life	64.00	64.00	54.12	3.96	5.92
11000-2400-52313-0000-068004-1112-00000	Dental			179.96	16.36	196.32-
11000-2400-52314-0000-068004-1112-00000	Vision			41.36	3.76	45.12-
11000-2400-52315-0000-068004-1112-00000	Disability			256.74	23.34	280.08-
11000-2400-52315-0000-068004-1217-00000	Disability	118.00	118.00	86.24	7.84	23.92
11000-2400-52710-0000-068004-1217-00000	WorkersCompPrem	523.00	523.00	12.59	864.41	354.00-
11000-2400-52720-0000-068004-1217-00000	WorkrsCompERFee	20.00	20.00	10.35		9.65
11000-2400-53414-0000-068004-0000-00000	OthProfTechSvcs	1,700.00	1,700.00	1,700.00		
11000-2400-55813-0000-068004-0000-00000	EmpTravNonTeach	1,000.00	1,000.00	125.00		875.00
11000-2400-56118-0000-068004-0000-00000	GenSuppliesMats	750.00	750.00	132.00		618.00
Total for Func 2400 and Expense accounts		71,656.00	71,656.00	177,257.73	15,342.14	120,943.87-
Funds 11000 - Operational, Func 2500 - Central Svcs						
11000-2500-53414-0000-068004-0000-00000	OthProfTechSvcs	99,415.00	99,415.00	88,409.85	8,565.15	2,440.00
11000-2500-53711-0000-068004-0000-00000	Other Charges			169.00		169.00-
11000-2500-56113-0000-068004-0000-00000	Software	18,252.00	18,252.00		20,005.34	1,753.34-
11000-2500-56118-0000-068004-0000-00000	GenSuppliesMats	500.00	500.00			500.00
11000-2500-56119-0000-068004-0000-00000	SupAsst<5k			190.50		190.50-
Total for Func 2500 and Expense accounts		118,167.00	118,167.00	88,769.35	28,570.49	827.16
Funds 11000 - Operational, Func 2600 - Op&MaintofPlant						
11000-2600-51100-0000-068004-1615-00000	SalariesExpense,Custodial	31,800.00	31,800.00	29,333.48	2,666.68	200.16-
11000-2600-52111-0000-068004-1615-00000	EducRetirement	5,772.00	5,772.00	5,324.00	484.00	36.00-
11000-2600-52112-0000-068004-1615-00000	ERARetireeHlth	636.00	636.00	586.74	53.34	4.08-
11000-2600-52210-0000-068004-1615-00000	FICA Payments	1,972.00	1,972.00	1,818.74	165.34	12.08-
11000-2600-52220-0000-068004-1615-00000	MedicarePaymnts	462.00	462.00	425.26	38.66	1.92-
11000-2600-52312-0000-068004-1615-00000	Life			34.32	2.64	36.96-
11000-2600-52315-0000-068004-1615-00000	Disability	140.00	140.00	95.70	8.70	35.60
11000-2600-52710-0000-068004-1615-00000	WorkersCompPrem	319.00	319.00	3.72	255.28	60.00
Selection Grouped by Account Type, Filtered by User Permissions, (Org = 180, Online/Offline = N, Period = 2, UnPosted JEs? = N, Assets and Liabilities? = N, Restricted Accts? = Y, Objct = 5, Obj Digits = 0, Page Break Lvl =)						

Balances through 08/31/2023						Fiscal Year 2023/24	
Funds- Func- Obj ct - Pr gm- Locat n- JbCl - Opt nl	Description	Adopted Budget	Revised Budget	Encumbered	Expenditure	Account Balance	
Funds 11000 - Operational, Func 2600 - Op&MaintofPlant (continued)							
11000-2600-52720-0000-068004-1615-00000	WorkrsCompERFee	10.00	10.00	6.90		3.10	
11000-2600-54311-0000-068004-0000-00000	MntRepFrnFixEqp			201.05	498.95	700.00-	
11000-2600-54312-0000-068004-0000-00000	MntRepBlgsGrnds	1,000.00	1,000.00			1,000.00	
11000-2600-54411-0000-068004-0000-00000	Electricity	6,300.00	6,300.00	7,353.65	389.53	1,443.18-	
11000-2600-54412-0000-068004-0000-00000	NatGasBuildings	14,875.00	14,875.00	14,537.39	1,021.62	684.01-	
11000-2600-54415-0000-068004-0000-00000	Water/Sewage	14,333.00	14,333.00	12,948.07	2,708.52	1,323.59-	
11000-2600-54416-0000-068004-0000-00000	CommunicatnSvcs	7,818.00	7,818.00	5,962.14	1,105.86	750.00	
11000-2600-54610-0000-068004-0000-00000	RentLandBldngs	49,250.00	49,250.00	49,100.00		150.00	
11000-2600-55200-0000-068004-0000-00000	PropertyLiablns	10,439.00	10,439.00	149.89	10,289.11		
11000-2600-56118-0000-068004-0000-00000	GenSuppliesMats	6,500.00	6,500.00	1,886.51	889.00	3,724.49	
11000-2600-56119-0000-068004-0000-00000	SupAsst<5k	750.00	750.00			750.00	
Total for Func 2600 and Expense accounts		152,376.00	152,376.00	129,767.56	20,577.23	2,031.21	
Funds 11000 - Operational, Func 2700 - StudentTranspntn							
11000-2700-51100-0000-068004-1622-00000	SalariesExpense,Bus Drive	5,636.00	5,636.00	9,015.34		3,379.34-	
11000-2700-51300-0000-068004-1622-00000	AddtnlCompenstn,Bus Drive				360.00	360.00-	
11000-2700-52111-0000-068004-1622-00000	EducRetirement	1,023.00	1,023.00	1,636.27	65.34	678.61-	
11000-2700-52112-0000-068004-1622-00000	ERARetireeHlth	113.00	113.00	180.32	7.20	74.52-	
11000-2700-52210-0000-068004-1622-00000	FICA Payments	350.00	350.00	558.94	22.32	231.26-	
11000-2700-52220-0000-068004-1622-00000	MedicarePaymnts	82.00	82.00	130.71	5.22	53.93-	
11000-2700-52312-0000-068004-1622-00000	Life	32.00	32.00	36.96		4.96-	
11000-2700-52710-0000-068004-1622-00000	WorkersCompPrem	57.00	57.00	4.32	296.68	244.00-	
11000-2700-52720-0000-068004-1622-00000	WorkrsCompERFee	10.00	10.00	6.90		3.10	
11000-2700-54314-0000-068004-0000-00000	MntRepBuses	2,500.00	2,500.00			2,500.00	
11000-2700-55200-0000-068004-0000-00000	PropertyLiablns	750.00	750.00	10.77	739.23		
11000-2700-56211-0000-068004-0000-00000	Gasoline	2,000.00	2,000.00	2,000.00			
Total for Func 2700 and Expense accounts		12,553.00	12,553.00	13,580.53	1,495.99	2,523.52-	
Funds 11000 - Operational, Func 2900 - Oth Suppt Svcs							
11000-2900-58219-0000-068004-0000-00000	PayStMchMedcad	1,000.00	1,000.00			1,000.00	
Total for Func 2900 and Expense accounts		1,000.00	1,000.00	.00	.00	1,000.00	
Funds 11000 - Operational, Func 3100 - FoodSvcsOpertns							
11000-3100-51300-0000-068004-1617-00000	AddtnlCompenstn,Food Serv	9,000.00	9,000.00	3,800.00	980.53	4,219.47	
11000-3100-52111-0000-068004-1617-00000	EducRetirement	1,634.00	1,634.00	689.70	177.97	766.33	
11000-3100-52112-0000-068004-1617-00000	ERARetireeHlth	180.00	180.00	76.00	19.61	84.39	
11000-3100-52210-0000-068004-1617-00000	FICA Payments	558.00	558.00	235.79	60.80	261.41	
11000-3100-52220-0000-068004-1617-00000	MedicarePaymnts	131.00	131.00	55.10	14.22	61.68	

Selection Grouped by Account Type, Filtered by User Permissions, (Org = 180, Online/Offline = N, Period = 2, UnPosted JEs? = N, Assets and Liabilities? = N, Restricted Accts? = Y, Objct = 5, Obj Digits = 0, Page Break Lvl =)

Balances through 08/31/2023						Fiscal Year 2023/24
Funds- Func- Obj ct - Pr gm- Locat n- Jb Cl - Opt nl	Description	Adopted Budget	Revised Budget	Encumbered	Expenditure	Account Balance
Funds 11000 - Operational, Func 3100 - FoodSvcsOpertns (continued)						
11000- 3100- 52312- 0000- 068004- 1617- 00000	Life				2.64	2.64-
Total for Func 3100 and Expense accounts		11,503.00	11,503.00	4,856.59	1,255.77	5,390.64
Total for Funds 11000		1,700,572.00	1,700,572.00	1,317,854.72	133,617.75	249,099.53
Funds 23000 - StudentActivity, Func 1000 - Instruction						
23000- 1000- 56118- 1010- 068004- 0000- 00000	GenSuppliesMats	3,231.00	3,231.00			3,231.00
Total for Funds 23000, Func 1000 and Expense accounts		3,231.00	3,231.00	.00	.00	3,231.00
Funds 24101 - Title I - IASA, Func 1000 - Instruction						
24101- 1000- 51100- 1010- 068004- 1711- 00000	SalariesExpense,InstAssts	11,286.00	11,286.00	20,405.37	887.19	10,006.56-
24101- 1000- 51300- 1010- 068004- 1621- 00000	AddtnlCompenstn,Summer/Af	1,000.00	1,000.00			1,000.00
24101- 1000- 52111- 1010- 068004- 1621- 00000	EducRetirement	182.00	182.00			182.00
24101- 1000- 52111- 1010- 068004- 1711- 00000	EducRetirement	3,229.00	3,229.00	3,703.46	161.02	635.48-
24101- 1000- 52112- 1010- 068004- 1621- 00000	ERARetireeHlth	20.00	20.00			20.00
24101- 1000- 52112- 1010- 068004- 1711- 00000	ERARetireeHlth	356.00	356.00	408.25	17.75	70.00-
24101- 1000- 52210- 1010- 068004- 1621- 00000	FICA Payments	62.00	62.00			62.00
24101- 1000- 52210- 1010- 068004- 1711- 00000	FICA Payments	1,103.00	1,103.00	1,265.00	55.00	217.00-
24101- 1000- 52220- 1010- 068004- 1621- 00000	MedicarePaymnts	15.00	15.00			15.00
24101- 1000- 52220- 1010- 068004- 1711- 00000	MedicarePaymnts	258.00	258.00	295.78	12.86	50.64-
24101- 1000- 52312- 1010- 068004- 1711- 00000	Life	32.00	32.00	31.36	2.24	1.60-
24101- 1000- 52710- 1010- 068004- 1711- 00000	WorkersCompPrem	447.00	447.00	6.42	440.58	
24101- 1000- 52720- 1010- 068004- 1711- 00000	WorkrsCompERFee	10.00	10.00	5.88		4.12
Total for Funds 24101, Func 1000 and Expense accounts		18,000.00	18,000.00	26,121.52	1,576.64	9,698.16-
Funds 24106 - IDEABEntitlemnt, Func 1000 - Instruction						
24106- 1000- 51100- 2000- 068004- 1412- 00000	SalariesExpense,Teachers	25,355.00	25,355.00	15,052.58	654.46	9,647.96
24106- 1000- 52111- 2000- 068004- 1412- 00000	EducRetirement	2,744.00	2,744.00	2,731.94	118.79	106.73-
24106- 1000- 52112- 2000- 068004- 1412- 00000	ERARetireeHlth	303.00	303.00	301.07	13.09	11.16-
24106- 1000- 52210- 2000- 068004- 1412- 00000	FICA Payments	938.00	938.00	933.34	40.58	35.92-
24106- 1000- 52220- 2000- 068004- 1412- 00000	MedicarePaymnts	220.00	220.00	218.27	9.49	7.76-
24106- 1000- 52312- 2000- 068004- 1412- 00000	Life	32.00	32.00	8.82	.63	22.55
24106- 1000- 52710- 2000- 068004- 1412- 00000	WorkersCompPrem	185.00	185.00	17.46	1,198.54	1,031.00-
24106- 1000- 52720- 2000- 068004- 1412- 00000	WorkrsCompERFee	10.00	10.00	1.65		8.35
Total for Funds 24106, Func 1000 and Expense accounts		29,787.00	29,787.00	19,265.13	2,035.58	8,486.29
Funds 24154 - TchPrinTrainRec, Func 1000 - Instruction						
24154- 1000- 51300- 1010- 068004- 1411- 00000	AddtnlCompenstn,Teachers	1,000.00	1,000.00			1,000.00
24154- 1000- 52111- 1010- 068004- 1411- 00000	EducRetirement	182.00	182.00			182.00

Selection Grouped by Account Type, Filtered by User Permissions, (Org = 180, Online/Offline = N, Period = 2, UnPosted JEs? = N, Assets and Liabilities? = N, Restricted Accts? = Y, Objct = 5, Obj Digits = 0, Page Break Lvl =)

Balances through 08/31/2023						Fiscal Year 2023/24
Funds- Func- Obj ct - Pr gm- Locat n- Jb Cl - Opt nl	Description	Adopted Budget	Revised Budget	Encumbered	Expenditure	Account Balance
Funds 24154 - TchPrinTrainRec, Func 1000 - Instruction (continued)						
24154- 1000- 52112- 1010- 068004- 1411- 00000	ERARetireeHlth	20.00	20.00			20.00
24154- 1000- 52210- 1010- 068004- 1411- 00000	FICA Payments	62.00	62.00			62.00
24154- 1000- 52220- 1010- 068004- 1411- 00000	MedicarePaymnts	15.00	15.00			15.00
Total for Func 1000 and Expense accounts		1,279.00	1,279.00	.00	.00	1,279.00
Funds 24154 - TchPrinTrainRec, Func 2200 - Suppt Svcs Inst						
24154- 2200- 53330- 0000- 068004- 0000- 00000	ProfessDevelop	3,721.00	3,721.00			3,721.00
Total for Func 2200 and Expense accounts		3,721.00	3,721.00	.00	.00	3,721.00
Total for Funds 24154		5,000.00	5,000.00	.00	.00	5,000.00
Funds 24330 - ESSER III, Func 1000 - Instruction						
24330- 1000- 51100- 1010- 068004- 1411- 00000	SalariesExpense,Teachers	44,373.00	44,373.00	47,916.82	2,083.34	5,627.16-
24330- 1000- 51100- 1010- 068004- 1711- 00000	SalariesExpense,InstAssts	25,750.00	25,750.00	24,677.16	1,072.92	.08-
24330- 1000- 52111- 1010- 068004- 1411- 00000	EducRetirement	8,054.00	8,054.00	8,696.99	378.13	1,021.12-
24330- 1000- 52111- 1010- 068004- 1711- 00000	EducRetirement	4,674.00	4,674.00	4,479.02	194.74	.24
24330- 1000- 52112- 1010- 068004- 1411- 00000	ERARetireeHlth	888.00	888.00	958.41	41.67	112.08-
24330- 1000- 52112- 1010- 068004- 1711- 00000	ERARetireeHlth	515.00	515.00	493.58	21.46	.04-
24330- 1000- 52210- 1010- 068004- 1411- 00000	FICA Payments	2,752.00	2,752.00	2,970.91	129.17	348.08-
24330- 1000- 52210- 1010- 068004- 1711- 00000	FICA Payments	1,597.00	1,597.00	1,529.96	66.52	.52
24330- 1000- 52220- 1010- 068004- 1411- 00000	MedicarePaymnts	644.00	644.00	694.83	30.21	81.04-
24330- 1000- 52220- 1010- 068004- 1711- 00000	MedicarePaymnts	374.00	374.00	357.88	15.56	.56
24330- 1000- 52312- 1010- 068004- 1411- 00000	Life	32.00	32.00	36.96	2.64	7.60-
24330- 1000- 52312- 1010- 068004- 1711- 00000	Life	32.00	32.00	36.96	2.64	7.60-
24330- 1000- 52710- 1010- 068004- 1411- 00000	WorkersCompPrem	445.00	445.00	7.51	515.49	78.00-
24330- 1000- 52710- 1010- 068004- 1711- 00000	WorkersCompPrem	259.00	259.00	4.58	314.42	60.00-
24330- 1000- 52720- 1010- 068004- 1411- 00000	WorkrsCompERFee	10.00	10.00	6.90		3.10
24330- 1000- 52720- 1010- 068004- 1711- 00000	WorkrsCompERFee	10.00	10.00	6.90		3.10
Total for Func 1000 and Expense accounts		90,409.00	90,409.00	92,875.37	4,868.91	7,335.28-
Funds 24330 - ESSER III, Func 2100 - SuppSvcsStudnts						
24330- 2100- 51100- 0000- 068004- 1218- 00000	SalariesExpense,Sch/Stude	15,000.00	15,000.00			15,000.00
24330- 2100- 51100- 2000- 068004- 1315- 00000	SalariesExpense,Psych/Cou	55,000.00	55,000.00	29,947.84	1,302.08	23,750.08
24330- 2100- 52111- 0000- 068004- 1218- 00000	EducRetirement	2,723.00	2,723.00			2,723.00
24330- 2100- 52111- 2000- 068004- 1315- 00000	EducRetirement	9,983.00	9,983.00	5,435.59	236.33	4,311.08
24330- 2100- 52112- 0000- 068004- 1218- 00000	ERARetireeHlth	300.00	300.00			300.00
24330- 2100- 52112- 2000- 068004- 1315- 00000	ERARetireeHlth	1,100.00	1,100.00	598.92	26.04	475.04
24330- 2100- 52210- 0000- 068004- 1218- 00000	FICA Payments	930.00	930.00			930.00
24330- 2100- 52210- 2000- 068004- 1315- 00000	FICA Payments	3,410.00	3,410.00	1,856.79	80.73	1,472.48

Selection Grouped by Account Type, Filtered by User Permissions, (Org = 180, Online/Offline = N, Period = 2, UnPosted JEs? = N, Assets and Liabilities? = N, Restricted Accts? = Y, Objct = 5, Obj Digits = 0, Page Break Lvl =)

Balances through 08/31/2023						Fiscal Year 2023/24
Funds- Func- Obj ct - Pr gm- Locat n- JbCl - Opt nl	Description	Adopted Budget	Revised Budget	Encumbered	Expenditure	Account Balance
Funds 24330 - ESSER III, Func 2100 - SuppSvcsStudnts (continued)						
24330-2100-52220-0000-068004-1218-00000	MedicarePaymnts	218.00	218.00			218.00
24330-2100-52220-2000-068004-1315-00000	MedicarePaymnts	798.00	798.00	434.24	18.88	344.88
24330-2100-52311-2000-068004-1315-00000	Hth&MedPremiums	10,397.00	10,397.00			10,397.00
24330-2100-52312-0000-068004-1218-00000	Life	32.00	32.00			32.00
24330-2100-52312-2000-068004-1315-00000	Life	32.00	32.00	18.48	1.32	12.20
24330-2100-52313-2000-068004-1315-00000	Dental	386.00	386.00			386.00
24330-2100-52314-2000-068004-1315-00000	Vision	128.00	128.00			128.00
24330-2100-52710-0000-068004-1218-00000	WorkersCompPrem	151.00	151.00	2.17	148.83	
24330-2100-52710-2000-068004-1315-00000	WorkersCompPrem	594.00	594.00	8.53	585.47	
24330-2100-52720-0000-068004-1218-00000	WorkrsCompERFee	10.00	10.00			10.00
24330-2100-52720-2000-068004-1315-00000	WorkrsCompERFee	10.00	10.00	3.45		6.55
Total for Func 2100 and Expense accounts		101,202.00	101,202.00	38,306.01	2,399.68	60,496.31
Funds 24330 - ESSER III, Func 2600 - Op&MaintofPlant						
24330-2600-56119-0000-068004-0000-00000	SupAsst<5k	9,673.00	9,673.00			9,673.00
Total for Func 2600 and Expense accounts		9,673.00	9,673.00	.00	.00	9,673.00
Total for Funds 24330		201,284.00	201,284.00	131,181.38	7,268.59	62,834.03
Funds 25153 - TitleXIX-3/21Yr, Func 1000 - Instruction						
25153-1000-55915-1010-068004-0000-00000	OthContractSvcs	1,912.00	1,912.00			1,912.00
Total for Func 1000 and Expense accounts		1,912.00	1,912.00	.00	.00	1,912.00
Funds 25153 - TitleXIX-3/21Yr, Func 2100 - SuppSvcsStudnts						
25153-2100-53212-2000-068004-0000-00000	SpeechThrpsCont	11,000.00	11,000.00			11,000.00
25153-2100-53213-2000-068004-0000-00000	OccThrpstCont	16,422.00	16,422.00			16,422.00
25153-2100-55813-2000-068004-0000-00000	EmpTravNonTeach	150.00	150.00			150.00
25153-2100-55915-0000-068004-0000-00000	OthContractSvcs				10.97	10.97-
Total for Func 2100 and Expense accounts		27,572.00	27,572.00	.00	10.97	27,561.03
Funds 25153 - TitleXIX-3/21Yr, Func 2500 - Central Svcs						
25153-2500-55914-0000-068004-0000-00000	CntrctsIntrAgcy	500.00	500.00	500.00		
Total for Func 2500 and Expense accounts		500.00	500.00	500.00	.00	.00
Total for Funds 25153		29,984.00	29,984.00	500.00	10.97	29,473.03
Funds 27109 - Inst. Materials, Func 1000 - Instruction						
27109-1000-56111-1010-068004-0000-00000	InsMatCsh50%Txb	1,729.00	1,729.00			1,729.00
Total for Funds 27109, Func 1000 and Expense accounts		1,729.00	1,729.00	.00	.00	1,729.00
Funds 27126 - Community Sch, Func 2100 - SuppSvcsStudnts						
27126-2100-52710-0000-068004-1211-00000	WorkersCompPrem			8.17	560.83	569.00-

Selection Grouped by Account Type, Filtered by User Permissions, (Org = 180, Online/Offline = N, Period = 2, UnPosted JEs? = N, Assets and Liabilities? = N, Restricted Accts? = Y, Objct = 5, Obj Digits = 0, Page Break Lvl =)

Balances through 08/31/2023						Fiscal Year 2023/24
Funds- Func- Obj ct - Pr gm- Locat n- Jb Cl - Opt nl	Description	Adopted Budget	Revised Budget	Encumbered	Expenditure	Account Balance
Total for Funds 27126, Func 2100 and Expense accounts		.00	.00	8.17	560.83	569.00-
Funds 27202 - OpenSciExplni, Func 1000 - Instruction						
27202- 1000- 56118- 1010- 068004- 0000- 00000	GenSuppliesMats	5,100.00	5,100.00			5,100.00
Total for Funds 27202, Func 1000 and Expense accounts		5,100.00	5,100.00	.00	.00	5,100.00
Funds 27407 - Family Inc Ind, Func 2100 - SuppSvcStudnts						
27407- 2100- 51100- 0000- 068004- 1218- 00000	SalariesExpense,Sch/Stude	22,001.00	22,001.00			22,001.00
27407- 2100- 52111- 0000- 068004- 1218- 00000	EducRetirement	3,994.00	3,994.00			3,994.00
27407- 2100- 52112- 0000- 068004- 1218- 00000	ERARetireeHlth	441.00	441.00			441.00
27407- 2100- 52210- 0000- 068004- 1218- 00000	FICA Payments	1,365.00	1,365.00			1,365.00
27407- 2100- 52220- 0000- 068004- 1218- 00000	MedicarePaymnts	320.00	320.00			320.00
27407- 2100- 53711- 0000- 068004- 0000- 00000	Other Charges	16,669.00	16,669.00			16,669.00
27407- 2100- 56113- 0000- 068004- 0000- 00000	Software				950.00	950.00-
Total for Funds 27407, Func 2100 and Expense accounts		44,790.00	44,790.00	.00	950.00	43,840.00
Funds 29102 - PrivDirGrntsCat, Func 1000 - Instruction						
29102- 1000- 56118- 1010- 068004- 0000- 00000	GenSuppliesMats	957.00	957.00			957.00
Total for Funds 29102, Func 1000 and Expense accounts		957.00	957.00	.00	.00	957.00
Funds 31400 - SpcCapOutlaySt, Func 4000 - Capital Outay						
31400- 4000- 56119- 0000- 068004- 0000- 00000	SupAsst<5k	1,663.00	1,663.00			1,663.00
Total for Funds 31400, Func 4000 and Expense accounts		1,663.00	1,663.00	.00	.00	1,663.00
Funds 31703 - CapImprvsSB9Loc, Func 4000 - Capital Outay						
31703- 4000- 56119- 0000- 068004- 0000- 00000	SupAsst<5k	44,318.00	44,318.00			44,318.00
Total for Funds 31703, Func 4000 and Expense accounts		44,318.00	44,318.00	.00	.00	44,318.00
Total for Org 180 - Rio Gallinas School for Ecology and the Arts		2,086,415.00	2,086,415.00	1,494,930.92	146,020.36	445,463.72

Balances through 08/31/2023					Fiscal Year 2023/24	
Funds- Func- Obj ct - Pr gm- Locat n- JbCl - Opt nl	Description	Adopted Budget	Revised Budget	Revenue	Account Balance	
Funds 11000 - Operational, Func 0000 - None						
11000- 0000- 43101- 0000- 068004- 0000- 00000	StEqulzGuarantee	1,363,443.00	1,363,443.00	227,574.13	1,135,868.87	
11000- 0000- 46100- 0000- 068004- 0000- 00000	AccessBrdE-Rate			3,780.00	3,780.00-	
Total for Funds 11000, Func 0000 and Revenue accounts		1,363,443.00	1,363,443.00	231,354.13	1,132,088.87	
Funds 24101 - Title I - IASA, Func 0000 - None						
24101- 0000- 41924- 0000- 068004- 0000- 00000	FlowthrDistChtr	18,000.00	18,000.00	7,746.57	10,253.43	
Total for Funds 24101, Func 0000 and Revenue accounts		18,000.00	18,000.00	7,746.57	10,253.43	
Funds 24106 - IDEABEntitlemnt, Func 0000 - None						
24106- 0000- 41924- 0000- 068004- 0000- 00000	FlowthrDistChtr	29,787.00	29,787.00	5,484.01	24,302.99	
Total for Funds 24106, Func 0000 and Revenue accounts		29,787.00	29,787.00	5,484.01	24,302.99	
Funds 24154 - TchPrinTrainRec, Func 0000 - None						
24154- 0000- 41924- 0000- 068004- 0000- 00000	FlowthrDistChtr	5,000.00	5,000.00	3,262.94	1,737.06	
Total for Funds 24154, Func 0000 and Revenue accounts		5,000.00	5,000.00	3,262.94	1,737.06	
Funds 24308 - CRRSA, ESSER II, Func 0000 - None						
24308- 0000- 41924- 0000- 068004- 0000- 00000	FlowthrDistChtr			16,954.07	16,954.07-	
Total for Funds 24308, Func 0000 and Revenue accounts		.00	.00	16,954.07	16,954.07-	
Funds 24330 - ESSER III, Func 0000 - None						
24330- 0000- 41924- 0000- 068004- 0000- 00000	FlowthrDistChtr	201,284.00	201,284.00	24,784.57	176,499.43	
Total for Funds 24330, Func 0000 and Revenue accounts		201,284.00	201,284.00	24,784.57	176,499.43	
Funds 25153 - TitleXIX-3/21Yr, Func 0000 - None						
25153- 0000- 44301- 0000- 068004- 0000- 00000	OthResGtsFedDir	12,000.00	12,000.00	1,910.45	10,089.55	
Total for Funds 25153, Func 0000 and Revenue accounts		12,000.00	12,000.00	1,910.45	10,089.55	
Funds 27109 - Inst. Materials, Func 0000 - None						
27109- 0000- 43211- 0000- 068004- 0000- 00000	InstMatCash50%	1,729.00	1,729.00		1,729.00	
Total for Funds 27109, Func 0000 and Revenue accounts		1,729.00	1,729.00	.00	1,729.00	
Funds 27114 - NMReadstoLeadK3, Func 0000 - None						
27114- 0000- 43202- 0000- 068004- 0000- 00000	StFlowThruGrant			26,918.02	26,918.02-	
Total for Funds 27114, Func 0000 and Revenue accounts		.00	.00	26,918.02	26,918.02-	
Funds 27126 - Community Sch, Func 0000 - None						
27126- 0000- 43202- 0000- 068004- 0000- 00000	StFlowThruGrant			35,116.90	35,116.90-	
Total for Funds 27126, Func 0000 and Revenue accounts		.00	.00	35,116.90	35,116.90-	
Funds 27202 - OpenSciExplni, Func 0000 - None						

Selection Grouped by Account Type, Filtered by User Permissions, (Org = 180, Online/Offline = N, Period = 2, UnPosted JEs? = N, Assets and Liabilities? = N, Restricted Accts? = Y, Objct = 4, Obj Digits = 0, Page Break Lvl =)

Balances through 08/31/2023				Fiscal Year 2023/24	
Funds- Func- Obj ct - Pr gm- Locat n- JbCl - Opt nl	Description	Adopted Budget	Revised Budget	Revenue	Account Balance
Funds 27202 - OpenSciExplni, Func 0000 - None					
27202- 0000- 43202- 0000- 068004- 0000- 00000	StFlowThruGrant	5,100.00	5,100.00		5,100.00
Total for Funds 27202, Func 0000 and Revenue accounts		5,100.00	5,100.00	.00	5,100.00
Funds 27407 - Family Inc Ind, Func 0000 - None					
27407- 0000- 43202- 0000- 068004- 0000- 00000	StFlowThruGrant	44,790.00	44,790.00	39,801.42	4,988.58
Total for Funds 27407, Func 0000 and Revenue accounts		44,790.00	44,790.00	39,801.42	4,988.58
Funds 27516 - NMOOutdoorClass, Func 0000 - None					
27516- 0000- 43202- 0000- 068004- 0000- 00000	StFlowThruGrant			8,857.83	8,857.83-
Total for Funds 27516, Func 0000 and Revenue accounts		.00	.00	8,857.83	8,857.83-
Funds 31200 - PubSchCapOutlay, Func 0000 - None					
31200- 0000- 43209- 0000- 068004- 0000- 00000	PSCOC Awards			12,000.00	12,000.00-
Total for Funds 31200, Func 0000 and Revenue accounts		.00	.00	12,000.00	12,000.00-
Funds 31400 - SpcCapOutlaySt, Func 0000 - None					
31400- 0000- 43202- 0000- 068004- 0000- 00000	StFlowThruGrant	1,663.00	1,663.00		1,663.00
31400- 0000- 43204- 0000- 068004- 0000- 00000	PriorYearBalnce			4,323.00	4,323.00-
Total for Funds 31400, Func 0000 and Revenue accounts		1,663.00	1,663.00	4,323.00	2,660.00-
Funds 31703 - CapImprvsSB9Loc, Func 0000 - None					
31703- 0000- 43202- 0000- 068004- 0000- 00000	StFlowThruGrant			19,605.00	19,605.00-
Total for Funds 31703, Func 0000 and Revenue accounts		.00	.00	19,605.00	19,605.00-
Total for Org 180 - Rio Gallinas School for Ecology and the Arts		1,682,796.00	1,682,796.00	438,118.91	1,244,677.09

Statement Date 08/31/2023

Cash Object 11011

Status Posted

Journal Entry #

Bank Statement Ending Balance	578,806.59	Service Charge	0.00
Less: Uncleared Payments	25,625.19	Interest Earned	0.00
Add: Uncleared Deposits	0.00		
Add: Uncleared Other	0.00	Cleared Payments	90,448.04
Adjusted Bank Balance	553,181.40	Cleared Deposits	113,953.89
System Cash Balance	553,181.40	Cleared Other	0.00
Add: Unposted Charges and Interest	0.00		
Revised System Cash Balance	553,181.40	Submitted By	BADONA, 09/01/2023
Difference	0.00	Posted By	ACRESS, 09/01/2023

Uncleared Payments

Issued	Check #	Check Amount	Pay To Name	Vendor ID	Emp ID	Bank Acct
03/03/23	12205	85.19	Beatrice D. Bowie		000080	180MAIN
08/10/23	12399	216.94	New Mexico Child Support Enforcement Divi: 010086			180MAIN
08/25/23	12419	831.60	Sylvia Mary Lou Sanchez		000088	180MAIN
08/25/23	12424	216.94	New Mexico Child Support Enforcement Divi: 010086			180MAIN
08/29/23	12425	250.31	City of Las Vegas	000019		180MAIN
08/29/23	12426	498.95	Joseph J Montana	000208		180MAIN
08/29/23	12427	603.46	Las Vegas Optic	000012		180MAIN
08/29/23	12428	1,612.29	NM RHC	900006		180MAIN
08/29/23	12430	20,005.34	schoolAbility, LLC	010027		180MAIN
08/29/23	12431	221.23	Sharp Electronics Corporation	000202		180MAIN
08/29/23	12432	1,082.94	Staples Contract & Comm. Inc.	000082		180MAIN
		25,625.19				

Cleared Payments

Issued	Check #	Check Amount	Cleared Amount	Difference	Cleared	Pay To Name	Vendor ID	Emp ID	Bank Acct
06/27/23	12367	202.18	202.18		08/31/23	Aja Currey	000070		180MAIN
06/27/23	12368	98.28	98.28		08/31/23	Alma Rudolph	000132		180MAIN
08/01/23	12390	8,565.15	8,565.15		08/31/23	ACES	000083		180MAIN
08/01/23	12391	1,581.05	1,581.05		08/31/23	City of Las Vegas	000019		180MAIN
08/01/23	12392	950.00	950.00		08/31/23	Common Curriculum Inc.	010105		180MAIN
08/01/23	12393	10.97	10.97		08/31/23	Cooperative Educational Srvcs	000086		180MAIN
08/01/23	12394	1,155.00	1,155.00		08/31/23	inquirED, LLC	010095		180MAIN
08/01/23	12395	552.93	552.93		08/31/23	Plateau Telecommunications Inc	000220		180MAIN
08/01/23	12396	1,069.78	1,069.78		08/31/23	Sharp Electronics Corporation	000202		180MAIN
08/03/23	12401	3,009.80	3,009.80		08/31/23	NM Educational RetirementBoard	900005		180MAIN
08/03/23	12403	377.11	377.11		08/31/23	NM Taxation/Revenue Department	900003		180MAIN

Selection Grouped by Org, Cash Object, Statement Date - Sorted by Item date, Item #, (Org = 180, Cash Object IN ('11011'), Bank Statement Date = 8/31/2023, Uncleared Only? = No)



Statement Date 08/31/2023

Cash Object 11011

Status Posted

Journal Entry #

Cleared Payments (continued)

Issued	Check #	Check Amount	Cleared Amount	Difference	Cleared	Pay To Name	Vendor ID	Emp ID	Bank Acct
08/04/23	12400	403.74	403.74		08/31/23	First Financial Group of Amer.	901000		180MAIN
08/04/23	12402	314.04	314.04		08/31/23	NM RHC	900006		180MAIN
08/10/23	12397	2,161.10	2,161.10		08/31/23	Aja Currey		000002	180MAIN
08/10/23	12398	3,112.15	3,112.15		08/31/23	EFTPS	900004		180MAIN
08/10/23	Batch 08/10/2023	5,608.43	5,608.43		08/31/23				180MAIN
08/18/23	12404	60.15	60.15		08/31/23	City of Las Vegas	000019		180MAIN
08/18/23	12405	56.79	56.79		08/31/23	City of Las Vegas	000019		180MAIN
08/18/23	12406	806.69	806.69		08/31/23	City of Las Vegas	000019		180MAIN
08/18/23	12407	239.50	239.50		08/31/23	City of Las Vegas	000019		180MAIN
08/18/23	12408	24.48	24.48		08/31/23	City of Las Vegas	000019		180MAIN
08/18/23	12409	700.36	700.36		08/31/23	City of Las Vegas	000019		180MAIN
08/18/23	12410	10.81	10.81		08/31/23	City of Las Vegas	000019		180MAIN
08/18/23	12411	113.50	113.50		08/31/23	Nations Best Holdings LLC	010109		180MAIN
08/18/23	12412	552.93	552.93		08/31/23	Plateau Telecommunications Inc	000220		180MAIN
08/18/23	12413	389.53	389.53		08/31/23	PNM	000049		180MAIN
08/18/23	12414	253.11	253.11		08/31/23	Sharp Electronics Corporation	000202		180MAIN
08/25/23	12415	2,161.10	2,161.10		08/31/23	Aja Currey		000002	180MAIN
08/25/23	12416	590.17	590.17		08/31/23	Joelle Lujan		000074	180MAIN
08/25/23	12417	2,007.69	2,007.69		08/31/23	Lucinda J. Martinez		000098	180MAIN
08/25/23	12418	1,098.46	1,098.46		08/31/23	Amor G. Sanchez		000097	180MAIN
08/25/23	12420	1,759.55	1,759.55		08/31/23	Michael F. Tenorio		000099	180MAIN
08/25/23	12421	2,101.49	2,101.49		08/31/23	Janel Williams-Salazar		000085	180MAIN
08/25/23	12422	1,472.72	1,472.72		08/31/23	Maren G. Woods		000100	180MAIN
08/25/23	12423	8,869.98	8,869.98		08/31/23	EFTPS	900004		180MAIN
08/25/23	Batch 08/25/2023	16,284.07	16,284.07		08/31/23				180MAIN
08/29/23	12429	6,270.64	6,270.64		08/31/23	NMPSIA	900001		180MAIN
08/31/23	12433	15,452.61	15,452.61		08/31/23	NM Educational RetirementBoard	900005		180MAIN
		90,448.04	90,448.04						

Cleared Deposits

Deposited	Deposit #	Deposit Amount	Cleared Amount	Difference	Cleared	Bank Acct
08/14/23	Batch 08/14/2023	113,953.89	113,953.89		08/31/23	180MAIN

Selection Grouped by Org, Cash Object, Statement Date - Sorted by Item date, Item #, (Org = 180, Cash Object IN ('11011'), Bank Statement Date = 8/31/2023, Uncleared Only? = No)



RIO GALLINAS SCHOOL FOR ECOLOGY AND THE
 2730 ROMERO ST
 LAS VEGAS NM 87701

Aug 31, 2023

Pg 1 of 2

Regular Public Checking			
08/01/2023	Beginning Balance		555,300.74
	2 Deposits/Other Credits	+	113,953.89
	39 Checks/Other Debits	-	90,448.04
08/31/2023	Ending Balance	31 Days in Statement Period	578,806.59

----- Deposits/Other Credits -----			
08/14/2023	Wire Deposit		113,953.89
	WEST LAS VEGAS SCHOOLS Wires		
08/28/2023	Dep Item Rtn ACH		0.00
	Rio Gallinas Sch PAYROLL ACH File		

----- Checks listed in numerical order; (*) indicates gap in sequence -----

Check	Date	Amount	Check	Date	Amount
12367	08/14	202.18	12408	08/28	24.48
12368	08/08	98.28	12409	08/28	700.36
12390*	08/07	8,565.15	12410	08/28	10.81
12391	08/08	1,581.05	12411	08/31	113.50
12392	08/09	950.00	12412	08/29	552.93
12393	08/04	10.97	12413	08/29	389.53
12394	08/11	1,155.00	12414	08/31	253.11
12395	08/10	552.93	12415	08/30	2,161.10
12396	08/17	1,069.78	12416	08/25	590.17
12397	08/14	2,161.10	12417	08/25	2,007.69
12404*	08/28	60.15	12418	08/28	1,098.46
12405	08/28	56.79	12420*	08/28	1,759.55
12406	08/28	806.69	12421	08/25	2,101.49
12407	08/28	239.50	12422	08/25	1,472.72

----- Other Debits -----

08/04/2023	ACH Payment	RIO GALLINAS SCH RHC	314.04
08/04/2023	ACH Payment	RIO GALLINAS SCH FFA	403.74
08/04/2023	ACH Payment	NMERB WEB PAY	3,009.80
08/04/2023	ACH Payment		6,270.64
	RIO GALLINAS SCH NMPSIA Mon		
08/07/2023	ACH Payment	TAX_REV_WWT_ECKS TRD PMNT	377.11
08/10/2023	ACH Payment		3,112.15
	IRS USATAXPYMT		
08/10/2023	ACH Payment		5,608.43
	Rio Gallinas Sch PAYROLL ACH File		
08/25/2023	ACH Payment		8,869.98
	IRS USATAXPYMT		
08/25/2023	ACH Payment		16,284.07
	Rio Gallinas Sch PAYROLL ACH File		
08/25/2023	ACH Prenote Dr		0.00
	Rio Gallinas Sch PAYROLL ACH File		
08/28/2023	ACH Payment	NMERB WEB PAY	15,452.61

RIO GALLINAS SCHOOL FOR ECOLOGY AND THE

Aug 31, 2023

Pg 2 of 2

	Total For This Period	Total Year-to-Date
Total Overdraft Fees	\$.00	\$.00
Total Returned Item Fees	\$.00	\$.00

----- Daily Ending Balance -----					
08/01	555,300.74	08/10	524,446.45	08/28	582,276.76
08/04	545,291.55	08/11	523,291.45	08/29	581,334.30
08/07	536,349.29	08/14	634,882.06	08/30	579,173.20
08/08	534,669.96	08/17	633,812.28	08/31	578,806.59
08/09	533,719.96	08/25	602,486.16		