

Rio Gallinas School for Ecology and the Arts
Financial Update
August 09, 2023

A. BARs

	<u>BAR #</u>	<u>Fund Description</u>	<u>Reason/Type</u>	<u>Amount</u>
1	2324-0001-I	31703 - SB-9 State Match Cash	Final FY23 Award	\$ 19,605

B. Payroll & Accounts Payable Payment Vouchers

1 July 2023

C. Financial Statement Reports - as of July 31, 2023

1 Financial Analysis

2 Bank Reconciliation

D. Other

Must submit backup for all BARs, except transfers of funds for SEG or direct grants

STATE OF NEW MEXICO
PUBLIC EDUCATION DEPARTMENT
300 Don Gaspar Santa Fe, NM 87501-2786
Budget Adjustment Request

Doc. ID: 068-004-2324-0001-I

Fund Type: Flowthrough

Adjustment Type: Increase

Fiscal Year: 2023-2024

Entity Name: Rio Gallinas Sch For Ecology & The Arts

Adjustment Changes Intent/Scope of Program Yes or No?: No

Contact: Anna Cress, Business Manager

Total Approved Budget (Flowthrough):

Phone: 505-999-8313

Email: anna@k12accounting.com

FLOWTHROUGH ONLY	Budget Period: 07/01/2023	To: 06/30/2024
A. Approved Carryover:		
B. Total Current Year Allocation:		
D. Total Funding Available:		

Revenue 31703.0000.43204 \$19,605

Fund	Function	Object	Program	Location	Job Class	Present Budget	Adj Amt Exp	Adj Budget	ADD'L FTE
31703 SB-9 State Match Cash	4000 Capital Outlay	56119 Supply Assets (\$5,000 or less).	0000 No Program	068004 Rio Gallinas Sch For Ecology & The Arts	0000 No Job Class	\$44,318	\$19,605	\$63,923	
Sub Total							\$19,605		
Indirect Cost									
DOC. TOTAL							\$19,605		

Justification:

Final FY22-23 SB-9

Compliance with Sections 10-15-1 and 22-8-12, NMSA, 1978 Compilation:

A. The requested budget/changes were authorized at a scheduled Board of Education or Governance Council meeting open to the public on:

B. Justification for the transfer: Explanation such as "underbudgeted", "insufficient budget", or "needed to close out Project" ARE NOT ACCEPTABLE. Attach additional sheets if necessary.

ALL TRANSFER BARS MUST NET OUT TO ZERO ON THE DOC. TOTAL LINE.

Approvals by Digital Signature		
<u>Name</u>	<u>Role</u>	<u>Date</u>
Anna Cress	Business Manager	8/8/2023 7:13:49 AM

Checks Dated 07/01/2023 through 07/31/2023

Check Number	Check Date	Pay to the Order of	Check Amount
12386	07/13/2023	NMPSIA Risk	21,348.00
12387	07/18/2023	New Mexico Taxation and Revenue Department	4.30
12388	07/06/2023	NMPSIA	6,270.64
Total Number of Checks			3
			27,622.94

Fund Recap

<u>Fund</u>	<u>Description</u>	<u>Check Count</u>	<u>Expensed Amount</u>
11000	Operational Fund	3	23,763.83
24101	Title I - IASA	2	455.08
24106	IDEA-B Entitlement	2	1,201.69
24308	CRRSA, ESSER II	1	51.56
24330	ESSER III	2	1,576.75
27126	Community Schools	1	560.83
27407	Family Income Index	1	13.20
Total Number of Checks		3	27,622.94
Less Unpaid Tax Liability			.00
Net (Check Amount)			27,622.94

The preceding Checks have been issued in accordance with the District's Policy and authorization of the Board of Trustees. It is recommended that the preceding Checks be approved.

Bank Account 180MAIN - Main Checking Account

Payment Id	Comment								
Check # 12386	11000	07/13/2023	Check Amt	21,348.00	Status	Cleared	NMPSIA Risk (000052/1)		
FY24-00368	NMPSIA Risk Annual Property Insurance						11000- 1000- 52710- 0000- 068004- 1611- 00000		50.27
							11000- 1000- 52710- 1010- 068004- 1411- 00000		3,129.41
							11000- 1000- 52710- 1010- 068004- 1711- 00000		652.49
							11000- 1000- 52710- 2000- 068004- 1412- 00000		182.34
							11000- 1000- 52710- 2000- 068004- 1712- 00000		438.61
							11000- 2100- 52710- 0000- 068004- 1218- 00000		500.71
							11000- 2100- 52710- 0000- 068004- 1511- 00000		129.12
							11000- 2300- 52710- 0000- 068004- 1111- 00000		56.18
							11000- 2400- 52710- 0000- 068004- 1217- 00000		864.41
							11000- 2600- 52710- 0000- 068004- 1615- 00000		255.28
							11000- 2600- 55200- 0000- 068004- 0000- 00000		10,289.11
							11000- 2700- 52710- 0000- 068004- 1622- 00000		296.68
							11000- 2700- 55200- 0000- 068004- 0000- 00000		739.23
							24101- 1000- 52710- 1010- 068004- 1711- 00000		440.58
							24106- 1000- 52710- 2000- 068004- 1412- 00000		1,198.54
							24330- 1000- 52710- 1010- 068004- 1411- 00000		515.49
							24330- 1000- 52710- 1010- 068004- 1711- 00000		314.42
							24330- 2100- 52710- 0000- 068004- 1218- 00000		148.83
							24330- 2100- 52710- 2000- 068004- 1315- 00000		585.47
							27126- 2100- 52710- 0000- 068004- 1211- 00000		560.83
Check # 12387	11000	07/18/2023	Check Amt	4.30	Status	Cleared	New Mexico Taxation and Revenue Department (900013/1)		
20230623-REG	New Mexico Taxation and Re (900013/1) 06/23/2023 (REG)						11000- - 23145- - - -		4.30
Check # 12388	11000	07/06/2023	Check Amt	6,270.64	Status	Cleared	NMPSIA (900001/1)		
20230609-REG	NMPSIA (900001/1) 06/09/2023 (REG)						11000- - 23125- - - -		12,840.19
							24101- - 23125- - - -		14.50
							24106- - 23125- - - -		3.15
							24308- - 23125- - - -		51.56
							24330- - 23125- - - -		12.54
							27407- - 23125- - - -		13.20
20230623-REG	NMPSIA (900001/1) 06/23/2023 (REG)						11000- - 23125- - - -		387.06
NMPSIA ADJ - 2023 06	NMPSIA Adj - 2023 06						11000- - 23125- - - -		7,051.56-
Number of Items	3			27,622.94					

Bank Account 180MAIN - Main Checking Account

Payment Id Comment

Number of Items 3 27,622.94 Totals for Org 180 - Rio Gallinas School for Ecology and the Arts

**RIO GALLINAS SCHOOL FOR ECOLOGY AND THE ARTS
FINANCIAL SUMMARY**

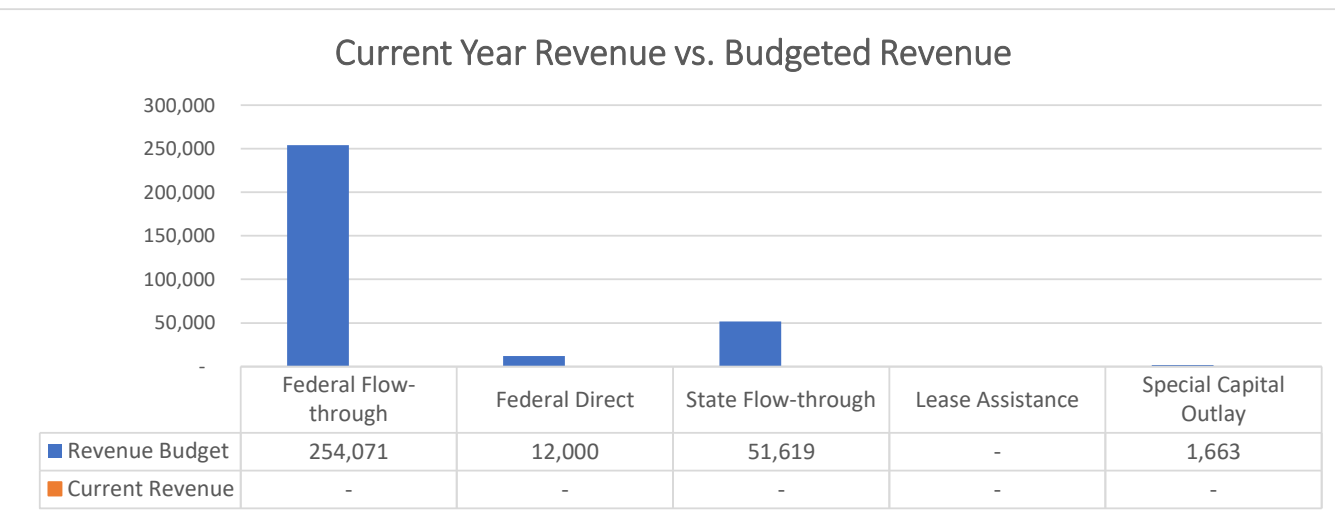
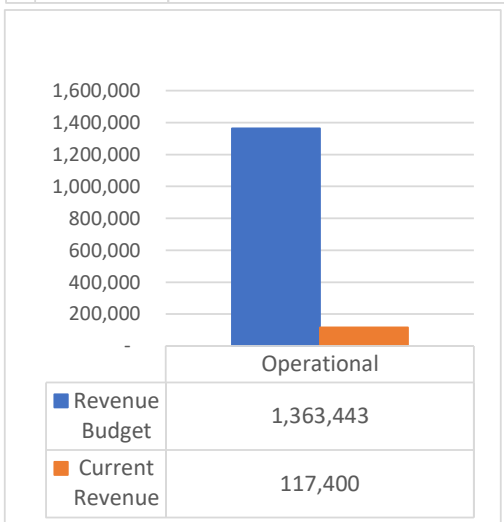
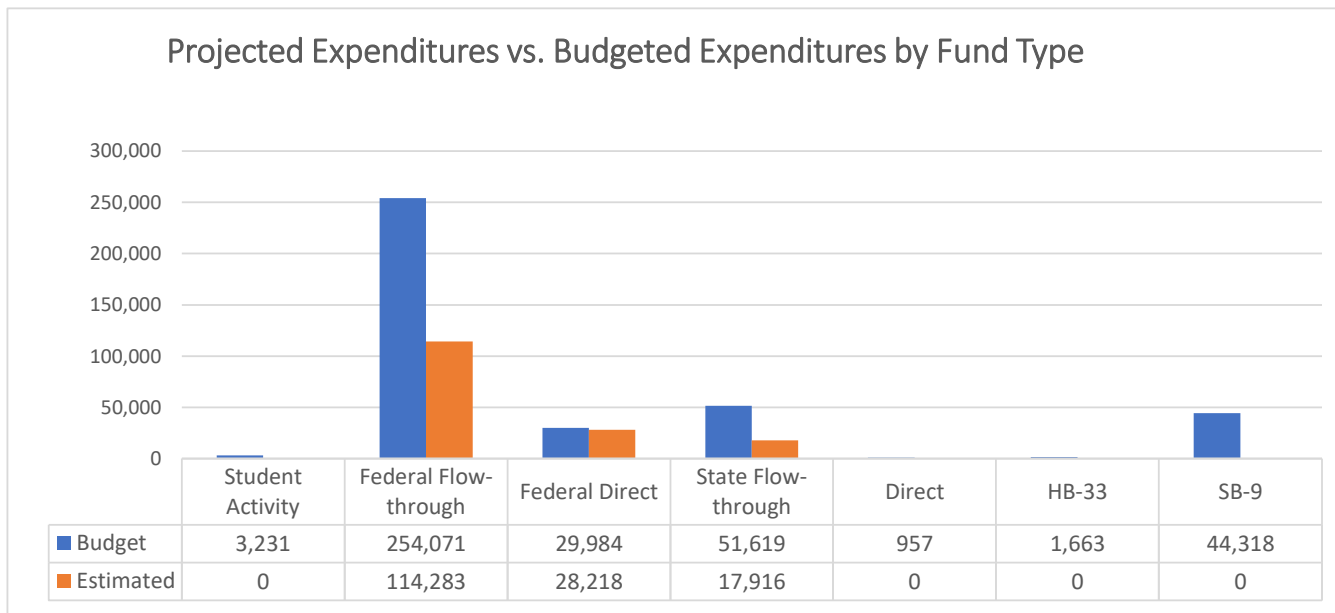
Source	Beginning Fund						
	Balance	Revenue	Expenditure	Net Dec/Inc	Fund Balance	Liabilities	Cash Balance
11000 - Operational Fund	368,324.11	\$ 117,400.24	\$ 31,406.08	\$ 85,994.16	\$ 454,318.27	\$ 12,025.64	\$ 466,343.91
14000 - Inst. Materials Fund	-	-	\$ -	-	-	-	-
21000 - Food Services Fund	556.86	-	\$ -	-	556.86	-	556.86
23000 - Non-Instruct. Fund	3,389.26	-	\$ -	-	3,389.26	-	3,389.26
24101 - Title I	(7,746.57)	7,746.57	\$ 440.58	7,305.99	(440.58)	-	(440.58)
24106 - IDEA-B	(5,484.01)	5,484.01	\$ 1,198.54	4,285.47	(1,198.54)	-	(1,198.54)
24154 - Title II	(3,262.94)	3,262.94	\$ -	3,262.94	-	-	-
24308 - CRRSA, ESSER II	(16,954.07)	16,954.07	\$ -	16,954.07	-	0.31	0.31
24309 - Social Emotional Learning	-	-	\$ -	-	-	-	-
24330 - ESSER III	(24,784.57)	24,784.57	\$ 1,564.21	23,220.36	(1,564.21)	-	(1,564.21)
25153 - Medicaid	41,202.28	1,910.45	\$ -	1,910.45	43,112.73	-	43,112.73
27107 - Library SB-66	-	-	\$ -	-	-	-	-
27109 - Inst Materials Cash	-	-	\$ -	-	-	-	-
27114 - New Mexico Redas to Lead K-	(26,918.02)	26,918.02	\$ -	26,918.02	-	-	-
27126 - Community Planning Grant	(35,116.90)	35,116.90	\$ 560.83	\$ 34,556.07	(560.83)	-	(560.83)
27202 - Open SciEd Expansion Initiative	-	-	\$ -	\$ -	-	-	-
27407 - Family Income Index	(39,801.42)	39,801.42	\$ -	\$ 39,801.42	-	-	-
27156 - NM Outdoor Learning Grant S	(8,857.83)	8,857.83	\$ -	\$ 8,857.83	-	-	-
29102 - Direct Grant	956.96	-	\$ -	\$ -	956.96	-	956.96
31200 - Lease Assistance	(12,000.00)	12,000.00	\$ -	\$ 12,000.00	-	-	-
31400 - Special Capital Outlay State	(4,323.00)	4,323.00	\$ -	\$ 4,323.00	-	-	-
31700 - SB-9 State Match	-	-	\$ -	\$ -	-	-	-
31703 - SB-9 Cash	24,714.22	19,605.00	\$ -	\$ 19,605.00	44,319.22	-	44,319.22
Total	\$ 253,894.36	\$ 324,165.02	\$ 35,170.24	\$ 288,994.78	\$ 542,889.14	\$ 12,025.95	\$ 554,915.09

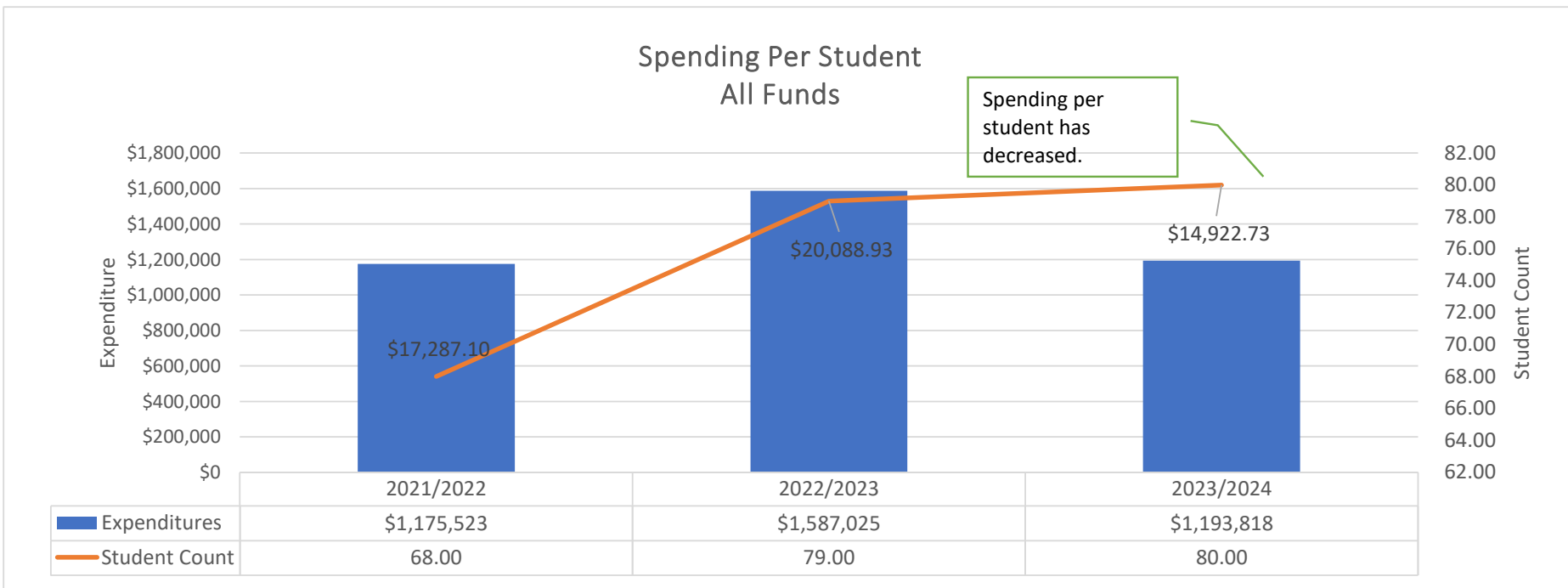
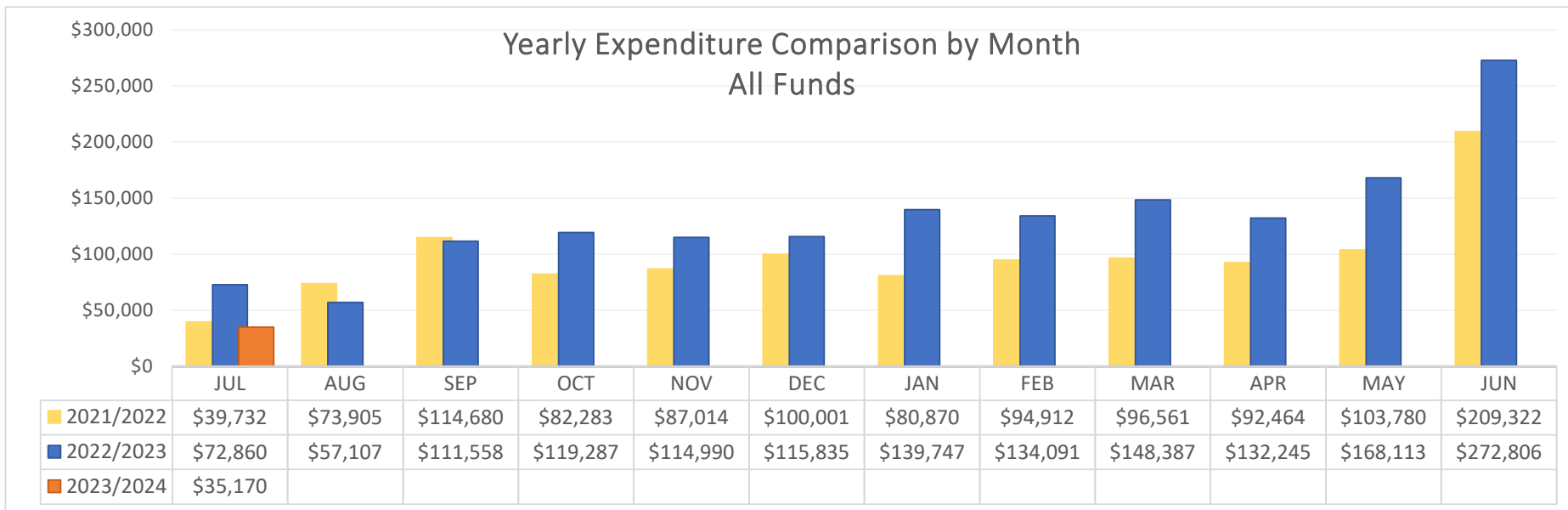
	Total Bank
Bank Statement Ending Balance	555,300.74
Uncleared Payments	385.65
Uncleared Deposits	-
Revised System Cash Balance	554,915.09

Rio Gallinas School for Ecology and the Arts

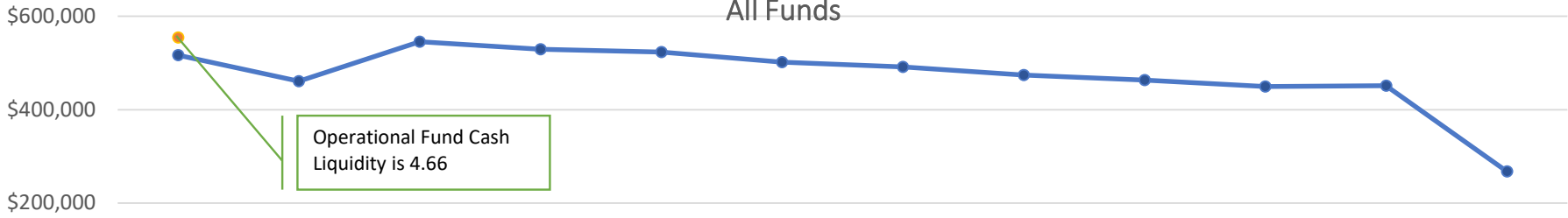
Expenditure Analytical Review

July 31, 2023



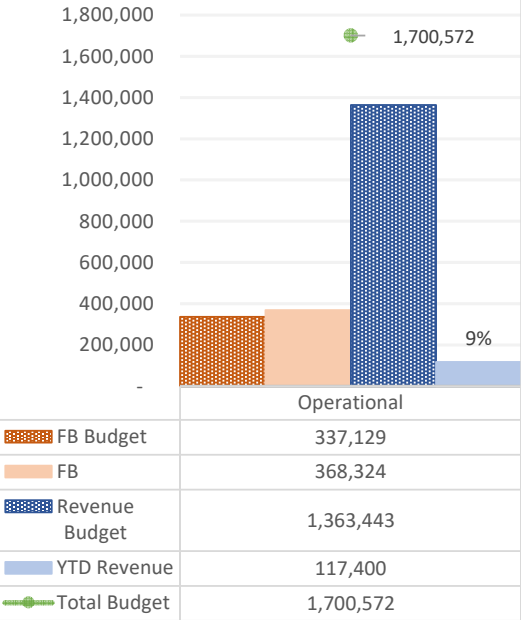


Monthly Cash Balance All Funds

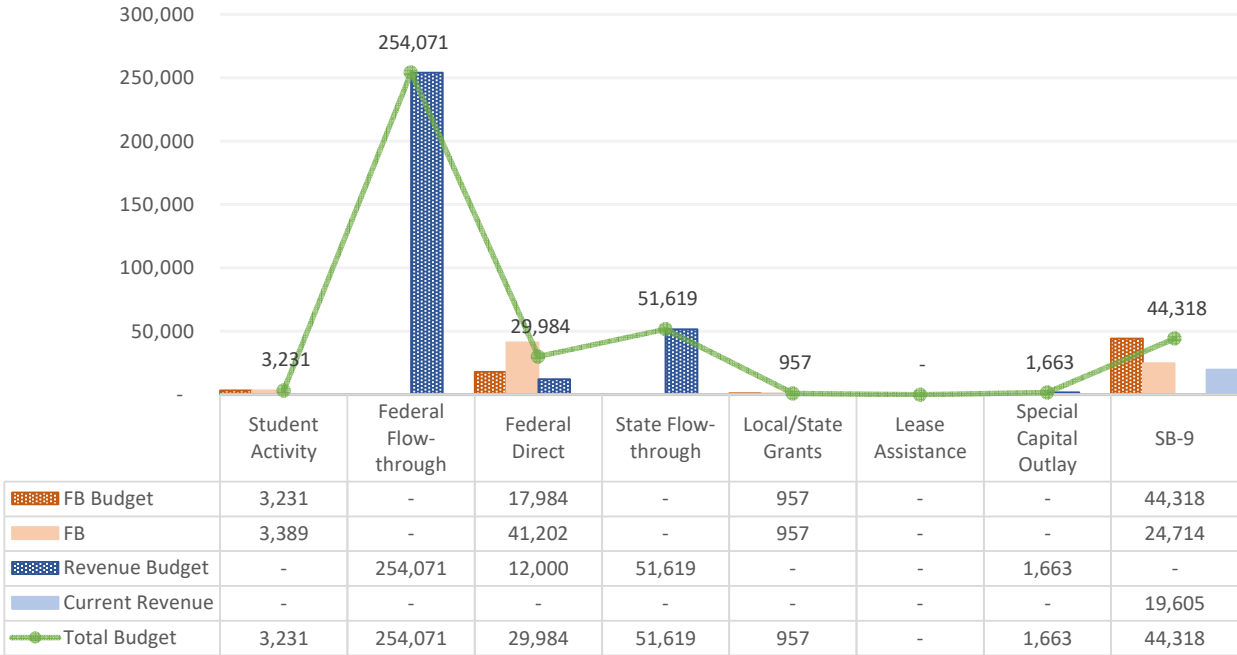


\$0	JUL	AUG	SEP	OCT	NOV	DEC	JAN	FEB	MAR	APR	MAY	JUN
● FY2023	\$516,711	\$461,236	\$545,761	\$529,333	\$523,314	\$502,059	\$491,831	\$474,347	\$463,613	\$449,905	\$451,450	\$267,718
● FY2024	\$554,915											

(Operational Fund Only)



Current Year Revenue vs. Budgeted Revenue & Beg Fund Balance vs. Budgeted Fund Balance



Balances through 07/31/2023						Fiscal Year 2023/24
Funds- Func- Obj ct - Pr gm- Locat n- JbCl - Opt nl	Description	Adopted Budget	Revised Budget	Encumbered	Expenditure	Account Balance
Funds 11000 - Operational, Func 1000 - Instruction						
11000- 1000- 51100- 0000- 068004- 1611- 00000	SalariesExpense,Subs-Sick	5,000.00	5,000.00			5,000.00
11000- 1000- 51100- 1010- 068004- 1411- 00000	SalariesExpense,Teachers	316,465.00	316,465.00	178,100.16		138,364.84
11000- 1000- 51100- 1010- 068004- 1711- 00000	SalariesExpense,InstAssts	48,908.00	48,908.00	38,812.80		10,095.20
11000- 1000- 51100- 2000- 068004- 1412- 00000	SalariesExpense,Teachers	50,604.00	50,604.00	47,182.08		3,421.92
11000- 1000- 51100- 2000- 068004- 1712- 00000	SalariesExpense,InstAssts	12,963.00	12,963.00	16,687.44		3,724.44-
11000- 1000- 51300- 1010- 068004- 1411- 00000	AddtnlCompenstn,Teachers	4,000.00	4,000.00			4,000.00
11000- 1000- 51300- 1010- 068004- 1711- 00000	AddtnlCompenstn,InstAssts	10,000.00	10,000.00			10,000.00
11000- 1000- 51300- 2000- 068004- 1412- 00000	AddtnlCompenstn,Teachers	1,000.00	1,000.00			1,000.00
11000- 1000- 52111- 0000- 068004- 1611- 00000	EducRetirement	908.00	908.00			908.00
11000- 1000- 52111- 1010- 068004- 1411- 00000	EducRetirement	58,177.00	58,177.00	18,776.16		39,400.84
11000- 1000- 52111- 1010- 068004- 1711- 00000	EducRetirement	10,695.00	10,695.00	7,044.48		3,650.52
11000- 1000- 52111- 2000- 068004- 1412- 00000	EducRetirement	9,367.00	9,367.00	8,563.44		803.56
11000- 1000- 52111- 2000- 068004- 1712- 00000	EducRetirement	2,354.00	2,354.00	3,029.04		675.04-
11000- 1000- 52112- 0000- 068004- 1611- 00000	ERARetireeHlth	100.00	100.00			100.00
11000- 1000- 52112- 1010- 068004- 1411- 00000	ERARetireeHlth	6,413.00	6,413.00	2,069.04		4,343.96
11000- 1000- 52112- 1010- 068004- 1711- 00000	ERARetireeHlth	1,179.00	1,179.00	776.16		402.84
11000- 1000- 52112- 2000- 068004- 1412- 00000	ERARetireeHlth	1,033.00	1,033.00	943.68		89.32
11000- 1000- 52112- 2000- 068004- 1712- 00000	ERARetireeHlth	260.00	260.00	334.08		74.08-
11000- 1000- 52210- 0000- 068004- 1611- 00000	FICA Payments	310.00	310.00			310.00
11000- 1000- 52210- 1010- 068004- 1411- 00000	FICA Payments	19,874.00	19,874.00	10,643.76		9,230.24
11000- 1000- 52210- 1010- 068004- 1711- 00000	FICA Payments	3,654.00	3,654.00	2,178.48		1,475.52
11000- 1000- 52210- 2000- 068004- 1412- 00000	FICA Payments	3,200.00	3,200.00	2,925.36		274.64
11000- 1000- 52210- 2000- 068004- 1712- 00000	FICA Payments	804.00	804.00	958.56		154.56-
11000- 1000- 52220- 0000- 068004- 1611- 00000	MedicarePaymnts	73.00	73.00			73.00
11000- 1000- 52220- 1010- 068004- 1411- 00000	MedicarePaymnts	4,651.00	4,651.00	2,489.28		2,161.72
11000- 1000- 52220- 1010- 068004- 1711- 00000	MedicarePaymnts	857.00	857.00	509.28		347.72
11000- 1000- 52220- 2000- 068004- 1412- 00000	MedicarePaymnts	749.00	749.00	684.24		64.76
11000- 1000- 52220- 2000- 068004- 1712- 00000	MedicarePaymnts	189.00	189.00	224.40		35.40-
11000- 1000- 52311- 1010- 068004- 1411- 00000	Hth&MedPremiums	25,780.00	25,780.00	10,854.00		14,926.00
11000- 1000- 52311- 1010- 068004- 1711- 00000	Hth&MedPremiums	15,043.00	15,043.00	14,026.80		1,016.20
11000- 1000- 52311- 2000- 068004- 1712- 00000	Hth&MedPremiums	5,015.00	5,015.00	4,675.68		339.32
11000- 1000- 52312- 1010- 068004- 1411- 00000	Life	160.00	160.00	118.80		41.20
11000- 1000- 52312- 1010- 068004- 1711- 00000	Life	69.00	69.00	59.40		9.60
11000- 1000- 52312- 2000- 068004- 1412- 00000	Life	32.00	32.00	30.15		1.85
11000- 1000- 52312- 2000- 068004- 1712- 00000	Life	64.00	64.00	25.80		38.20
11000- 1000- 52313- 1010- 068004- 1411- 00000	Dental	1,389.00	1,389.00	856.08		532.92

Selection Grouped by Account Type, Filtered by User Permissions, (Org = 180, Online/Offline = N, Period = 1, UnPosted JEs? = N, Assets and Liabilities? = N, Restricted Accts? = Y, Objct = 5, Obj Digits = 0, Page Break Lvl =)

Balances through 07/31/2023						Fiscal Year 2023/24	
Funds- Func- Obj ct - Pr gm- Locat n- JbCl - Opt nl	Description	Adopted Budget	Revised Budget	Encumbered	Expenditure	Account Balance	
Funds 11000 - Operational, Func 1000 - Instruction (continued)							
11000- 1000- 52313- 1010- 068004- 1711- 00000	Dental	616.00	616.00	616.08		.08-	
11000- 1000- 52313- 2000- 068004- 1712- 00000	Dental	206.00	206.00	205.20		.80	
11000- 1000- 52314- 1010- 068004- 1411- 00000	Vision	250.00	250.00	101.76		148.24	
11000- 1000- 52314- 1010- 068004- 1711- 00000	Vision	76.00	76.00	75.36		.64	
11000- 1000- 52314- 2000- 068004- 1712- 00000	Vision	26.00	26.00	25.20		.80	
11000- 1000- 52315- 1010- 068004- 1411- 00000	Disability	219.00	219.00	174.72		44.28	
11000- 1000- 52500- 0000- 068004- 1611- 00000	UnemployntComp	10,000.00	10,000.00			10,000.00	
11000- 1000- 52710- 0000- 068004- 1611- 00000	WorkersCompPrem	51.00	51.00	.73	50.27		
11000- 1000- 52710- 1010- 068004- 1411- 00000	WorkersCompPrem	3,175.00	3,175.00	45.59	3,129.41		
11000- 1000- 52710- 1010- 068004- 1711- 00000	WorkersCompPrem	662.00	662.00	9.51	652.49		
11000- 1000- 52710- 2000- 068004- 1412- 00000	WorkersCompPrem	508.00	508.00	2.66	182.34	323.00	
11000- 1000- 52710- 2000- 068004- 1712- 00000	WorkersCompPrem	131.00	131.00	6.39	438.61	314.00-	
11000- 1000- 52720- 0000- 068004- 1611- 00000	WorkrsCompERFee	10.00	10.00			10.00	
11000- 1000- 52720- 1010- 068004- 1411- 00000	WorkrsCompERFee	50.00	50.00	20.70		29.30	
11000- 1000- 52720- 1010- 068004- 1711- 00000	WorkrsCompERFee	30.00	30.00	10.38		19.62	
11000- 1000- 52720- 2000- 068004- 1412- 00000	WorkrsCompERFee	10.00	10.00	5.25		4.75	
11000- 1000- 52720- 2000- 068004- 1712- 00000	WorkrsCompERFee	20.00	20.00	4.44		15.56	
11000- 1000- 54630- 1010- 068004- 0000- 00000	RentalCompEqpmt	4,600.00	4,600.00	4,600.64		.64-	
11000- 1000- 55817- 1010- 068004- 0000- 00000	Student Travel	2,000.00	2,000.00			2,000.00	
11000- 1000- 55915- 1010- 068004- 0000- 00000	OthContractSvcs			1,199.29		1,199.29-	
11000- 1000- 55915- 1020- 068004- 0000- 00000	OthContractSvcs	3,600.00	3,600.00			3,600.00	
11000- 1000- 56112- 1010- 068004- 0000- 00000	Other Textbooks	15,301.00	15,301.00	3,978.06		11,322.94	
11000- 1000- 56113- 1010- 068004- 0000- 00000	Software			3,538.55		3,538.55-	
11000- 1000- 56118- 1010- 068004- 0000- 00000	GenSuppliesMats	26,019.00	26,019.00	4,090.03		21,928.97	
11000- 1000- 56118- 1020- 068004- 0000- 00000	GenSuppliesMats	700.00	700.00			700.00	
11000- 1000- 57331- 1010- 068004- 0000- 00000	FixedAssets>\$5k	275,108.00	275,108.00			275,108.00	
Total for Func 1000 and Expense accounts		964,707.00	964,707.00	392,289.17	4,453.12	567,964.71	
Funds 11000 - Operational, Func 2100 - SuppSvcsStudnts							
11000- 2100- 51100- 0000- 068004- 1218- 00000	SalariesExpense,Sch/Stude	87,500.00	87,500.00			87,500.00	
11000- 2100- 51100- 0000- 068004- 1511- 00000	SalariesExpense,Data Proc	30,000.00	30,000.00	30,000.00			
11000- 2100- 51300- 0000- 068004- 1211- 00000	AddtnlCompenstn,Coord/Sub	1,750.00	1,750.00			1,750.00	
11000- 2100- 51300- 2000- 068004- 1211- 00000	AddtnlCompenstn,Coord/Sub	318.00	318.00	4,999.92		4,681.92-	
11000- 2100- 52111- 0000- 068004- 1218- 00000	EducRetirement	15,882.00	15,882.00			15,882.00	
11000- 2100- 52111- 0000- 068004- 1511- 00000	EducRetirement	5,445.00	5,445.00	5,444.88		.12	
11000- 2100- 52111- 2000- 068004- 1211- 00000	EducRetirement			907.68		907.68-	
11000- 2100- 52112- 0000- 068004- 1211- 00000	ERARetireeHlth	35.00	35.00			35.00	
Selection Grouped by Account Type, Filtered by User Permissions, (Org = 180, Online/Offline = N, Period = 1, UnPosted JEs? = N, Assets and Liabilities? = N, Restricted Accts? = Y, Objct = 5, Obj Digits = 0, Page Break Lvl =)						SCHOOLABILITY	

Balances through 07/31/2023						Fiscal Year 2023/24	
Funds- Func- Obj ct - Pr gm- Locat n- Jb Cl - Opt nl	Description	Adopted Budget	Revised Budget	Encumbered	Expenditure	Account Balance	
Funds 11000 - Operational, Func 2100 - Supp Svcs Studnts (continued)							
11000-2100-52112-0000-068004-1218-00000	ERARetireeHlth	1,750.00	1,750.00			1,750.00	
11000-2100-52112-0000-068004-1511-00000	ERARetireeHlth	600.00	600.00	600.00			
11000-2100-52112-2000-068004-1211-00000	ERARetireeHlth			99.84		99.84	
11000-2100-52210-0000-068004-1211-00000	FICA Payments	109.00	109.00			109.00	
11000-2100-52210-0000-068004-1218-00000	FICA Payments	5,425.00	5,425.00			5,425.00	
11000-2100-52210-0000-068004-1511-00000	FICA Payments	1,860.00	1,860.00	1,860.00			
11000-2100-52210-2000-068004-1211-00000	FICA Payments			309.84		309.84	
11000-2100-52220-0000-068004-1211-00000	MedicarePaymnts	26.00	26.00			26.00	
11000-2100-52220-0000-068004-1218-00000	MedicarePaymnts	1,269.00	1,269.00			1,269.00	
11000-2100-52220-0000-068004-1511-00000	MedicarePaymnts	435.00	435.00	434.88		.12	
11000-2100-52220-2000-068004-1211-00000	MedicarePaymnts			72.48		72.48	
11000-2100-52311-0000-068004-1218-00000	Hth&MedPremiums	7,427.00	7,427.00			7,427.00	
11000-2100-52312-0000-068004-1218-00000	Life	32.00	32.00			32.00	
11000-2100-52312-0000-068004-1511-00000	Life	32.00	32.00	18.48		13.52	
11000-2100-52313-0000-068004-1218-00000	Dental	197.00	197.00			197.00	
11000-2100-52314-0000-068004-1218-00000	Vision	46.00	46.00			46.00	
11000-2100-52315-0000-068004-1218-00000	Disability	281.00	281.00			281.00	
11000-2100-52315-0000-068004-1511-00000	Disability	118.00	118.00	93.84		24.16	
11000-2100-52710-0000-068004-1218-00000	WorkersCompPrem	877.00	877.00	7.29	500.71	369.00	
11000-2100-52710-0000-068004-1511-00000	WorkersCompPrem	301.00	301.00	1.88	129.12	170.00	
11000-2100-52720-0000-068004-1218-00000	WorkrsCompERFee	10.00	10.00			10.00	
11000-2100-52720-0000-068004-1511-00000	WorkrsCompERFee	10.00	10.00	3.45		6.55	
11000-2100-53211-2000-068004-0000-00000	DiagsContracted	8,000.00	8,000.00			8,000.00	
11000-2100-53215-2000-068004-0000-00000	PsychologtsCont	10,500.00	10,500.00	10,500.00			
11000-2100-53330-2000-068004-0000-00000	ProfessDevelop	2,000.00	2,000.00	525.00		1,475.00	
11000-2100-55813-2000-068004-0000-00000	EmpTravNonTeach			200.00		200.00	
11000-2100-56118-2000-068004-0000-00000	GenSuppliesMats	700.00	700.00			700.00	
Total for Func 2100 and Expense accounts		182,935.00	182,935.00	56,079.46	629.83	126,225.71	
Funds 11000 - Operational, Func 2200 - Suppt Svcs Inst							
11000-2200-53330-0000-068004-0000-00000	ProfessDevelop	3,500.00	3,500.00			3,500.00	
11000-2200-56113-0000-068004-0000-00000	Software	3,400.00	3,400.00			3,400.00	
11000-2200-56118-0000-068004-0000-00000	GenSuppliesMats	1,100.00	1,100.00			1,100.00	
Total for Func 2200 and Expense accounts		8,000.00	8,000.00	.00	.00	8,000.00	
Funds 11000 - Operational, Func 2300 - Suppt Svcs-Admin							
11000-2300-51100-0000-068004-1111-00000	SalariesExpense,Superinte	121,290.00	121,290.00	111,182.50	10,107.50		
11000-2300-52111-0000-068004-1111-00000	EducRetirement	22,015.00	22,015.00	20,179.72	1,834.52	.76	

Selection Grouped by Account Type, Filtered by User Permissions, (Org = 180, Online/Offline = N, Period = 1, UnPosted JEs? = N, Assets and Liabilities? = N, Restricted Accts? = Y, Objct = 5, Obj Digits = 0, Page Break Lvl =)

Balances through 07/31/2023						Fiscal Year 2023/24
Funds- Func- Obj ct - Pr gm- Locat n- Jb Cl - Opt nl	Description	Adopted Budget	Revised Budget	Encumbered	Expenditure	Account Balance
Funds 11000 - Operational, Func 2300 - SupptSvcs-Admin (continued)						
11000- 2300- 52112- 0000- 068004- 1111- 00000	ERARetireeHlth	2,426.00	2,426.00	2,223.76	202.16	.08
11000- 2300- 52210- 0000- 068004- 1111- 00000	FICA Payments	7,520.00	7,520.00	6,693.94	608.54	217.52
11000- 2300- 52220- 0000- 068004- 1111- 00000	MedicarePaymnts	1,759.00	1,759.00	1,565.52	142.32	51.16
11000- 2300- 52311- 0000- 068004- 1111- 00000	Hth&MedPremiums	5,373.00	5,373.00	4,592.06	417.46	363.48
11000- 2300- 52312- 0000- 068004- 1111- 00000	Life			29.04	2.64	31.68-
11000- 2300- 52313- 0000- 068004- 1111- 00000	Dental	206.00	206.00	188.76	17.16	.08
11000- 2300- 52314- 0000- 068004- 1111- 00000	Vision	46.00	46.00	41.36	3.76	.88
11000- 2300- 52315- 0000- 068004- 1111- 00000	Disability	314.00	314.00	287.10	26.10	.80
11000- 2300- 52710- 0000- 068004- 1111- 00000	WorkersCompPrem	1,216.00	1,216.00	.82	56.18	1,159.00
11000- 2300- 52720- 0000- 068004- 1111- 00000	WorkrsCompERFee	10.00	10.00	9.20		.80
11000- 2300- 53411- 0000- 068004- 0000- 00000	Auditing	8,500.00	8,500.00	8,500.00		
11000- 2300- 53413- 0000- 068004- 0000- 00000	Legal	2,500.00	2,500.00	2,500.00		
11000- 2300- 55400- 0000- 068004- 0000- 00000	Advertising			603.45		603.45-
11000- 2300- 55811- 0000- 068004- 0000- 00000	Board Travel	500.00	500.00			500.00
11000- 2300- 55812- 0000- 068004- 0000- 00000	Board Training	4,000.00	4,000.00			4,000.00
Total for Func 2300 and Expense accounts		177,675.00	177,675.00	158,597.23	13,418.34	5,659.43
Funds 11000 - Operational, Func 2400 - SupSvcsSchAdmin						
11000- 2400- 51100- 0000- 068004- 1112- 00000	SalariesExpense,Principal			87,500.16		87,500.16-
11000- 2400- 51100- 0000- 068004- 1217- 00000	SalariesExpense,Sec/Crcl/	52,062.00	52,062.00	30,000.00		22,062.00
11000- 2400- 51300- 0000- 068004- 1217- 00000	AddtnlCompenstn,Sec/Crcl/	738.00	738.00			738.00
11000- 2400- 52111- 0000- 068004- 1217- 00000	EducRetirement	9,584.00	9,584.00	5,445.12		4,138.88
11000- 2400- 52112- 0000- 068004- 1217- 00000	ERARetireeHlth	1,057.00	1,057.00	600.00		457.00
11000- 2400- 52210- 0000- 068004- 1217- 00000	FICA Payments	3,274.00	3,274.00	1,860.00		1,414.00
11000- 2400- 52220- 0000- 068004- 1217- 00000	MedicarePaymnts	766.00	766.00	435.12		330.88
11000- 2400- 52312- 0000- 068004- 1217- 00000	Life	64.00	64.00	18.48		45.52
11000- 2400- 52315- 0000- 068004- 1217- 00000	Disability	118.00	118.00	94.08		23.92
11000- 2400- 52710- 0000- 068004- 1217- 00000	WorkersCompPrem	523.00	523.00	12.59	864.41	354.00-
11000- 2400- 52720- 0000- 068004- 1217- 00000	WorkrsCompERFee	20.00	20.00	3.45		16.55
11000- 2400- 53414- 0000- 068004- 0000- 00000	OthProfTechSvcs	1,700.00	1,700.00	1,700.00		
11000- 2400- 55813- 0000- 068004- 0000- 00000	EmpTravNonTeach	1,000.00	1,000.00			1,000.00
11000- 2400- 56118- 0000- 068004- 0000- 00000	GenSuppliesMats	750.00	750.00			750.00
Total for Func 2400 and Expense accounts		71,656.00	71,656.00	127,669.00	864.41	56,877.41-
Funds 11000 - Operational, Func 2500 - Central Svcs						
11000- 2500- 53414- 0000- 068004- 0000- 00000	OthProfTechSvcs	99,415.00	99,415.00	96,975.00		2,440.00
11000- 2500- 56113- 0000- 068004- 0000- 00000	Software	18,252.00	18,252.00	20,005.34		1,753.34-
11000- 2500- 56118- 0000- 068004- 0000- 00000	GenSuppliesMats	500.00	500.00			500.00

Selection Grouped by Account Type, Filtered by User Permissions, (Org = 180, Online/Offline = N, Period = 1, UnPosted JEs? = N, Assets and Liabilities? = N, Restricted Accts? = Y, Objct = 5, Obj Digits = 0, Page Break Lvl =)

Balances through 07/31/2023					Fiscal Year 2023/24	
Funds- Func- Obj ct - Pr gm- Locat n- JbCl - Opt nl	Description	Adopted Budget	Revised Budget	Encumbered	Expenditure	Account Balance
Total for Func 2500 and Expense accounts		118,167.00	118,167.00	116,980.34	.00	1,186.66
Funds 11000 - Operational, Func 2600 - Op&MaintofPlant						
11000-2600-51100-0000-068004-1615-00000	SalariesExpense,Custodial	31,800.00	31,800.00	31,800.00		
11000-2600-52111-0000-068004-1615-00000	EducRetirement	5,772.00	5,772.00	5,771.76		.24
11000-2600-52112-0000-068004-1615-00000	ERARetireeHlth	636.00	636.00	636.00		
11000-2600-52210-0000-068004-1615-00000	FICA Payments	1,972.00	1,972.00	1,971.60		.40
11000-2600-52220-0000-068004-1615-00000	MedicarePaymnts	462.00	462.00	461.04		.96
11000-2600-52312-0000-068004-1615-00000	Life			36.96		36.96-
11000-2600-52315-0000-068004-1615-00000	Disability	140.00	140.00	104.40		35.60
11000-2600-52710-0000-068004-1615-00000	WorkersCompPrem	319.00	319.00	3.72	255.28	60.00
11000-2600-52720-0000-068004-1615-00000	WorkrsCompERFee	10.00	10.00	6.90		3.10
11000-2600-54312-0000-068004-0000-00000	MntRepBlgsGrnds	1,000.00	1,000.00			1,000.00
11000-2600-54411-0000-068004-0000-00000	Electricity	6,300.00	6,300.00	7,743.18		1,443.18-
11000-2600-54412-0000-068004-0000-00000	NatGasBuildings	14,875.00	14,875.00	15,559.01		684.01-
11000-2600-54415-0000-068004-0000-00000	Water/Sewage	14,333.00	14,333.00	15,656.59		1,323.59-
11000-2600-54416-0000-068004-0000-00000	CommunicatnSvcs	7,818.00	7,818.00	7,068.00		750.00
11000-2600-54610-0000-068004-0000-00000	RentLandBldngs	49,250.00	49,250.00	49,100.00		150.00
11000-2600-55200-0000-068004-0000-00000	PropertyLiablns	10,439.00	10,439.00	149.89	10,289.11	
11000-2600-56118-0000-068004-0000-00000	GenSuppliesMats	6,500.00	6,500.00	2,775.51		3,724.49
11000-2600-56119-0000-068004-0000-00000	SupAsst<5k	750.00	750.00			750.00
Total for Func 2600 and Expense accounts		152,376.00	152,376.00	138,844.56	10,544.39	2,987.05
Funds 11000 - Operational, Func 2700 - StudentTranspnt						
11000-2700-51100-0000-068004-1622-00000	SalariesExpense,Bus Drive	5,636.00	5,636.00	8,977.50		3,341.50-
11000-2700-51300-0000-068004-1622-00000	AddtnlCompenstn,Bus Drive				360.00	360.00-
11000-2700-52111-0000-068004-1622-00000	EducRetirement	1,023.00	1,023.00	1,629.41	65.34	671.75-
11000-2700-52112-0000-068004-1622-00000	ERARetireeHlth	113.00	113.00	179.59	7.20	73.79-
11000-2700-52210-0000-068004-1622-00000	FICA Payments	350.00	350.00	556.63	22.32	228.95-
11000-2700-52220-0000-068004-1622-00000	MedicarePaymnts	82.00	82.00	130.19	5.22	53.41-
11000-2700-52312-0000-068004-1622-00000	Life	32.00	32.00	39.60		7.60-
11000-2700-52710-0000-068004-1622-00000	WorkersCompPrem	57.00	57.00	4.32	296.68	244.00-
11000-2700-52720-0000-068004-1622-00000	WorkrsCompERFee	10.00	10.00	6.90		3.10
11000-2700-54314-0000-068004-0000-00000	MntRepBuses	2,500.00	2,500.00			2,500.00
11000-2700-55200-0000-068004-0000-00000	PropertyLiablns	750.00	750.00	10.77	739.23	
11000-2700-56211-0000-068004-0000-00000	Gasoline	2,000.00	2,000.00			2,000.00
Total for Func 2700 and Expense accounts		12,553.00	12,553.00	11,534.91	1,495.99	477.90-
Funds 11000 - Operational, Func 2900 - Oth Suppt Svcs						

Selection Grouped by Account Type, Filtered by User Permissions, (Org = 180, Online/Offline = N, Period = 1, UnPosted JEs? = N, Assets and Liabilities? = N, Restricted Accts? = Y, Objct = 5, Obj Digits = 0, Page Break Lvl =)

Balances through 07/31/2023						Fiscal Year 2023/24
Funds- Func- Obj ct - Pr gm- Locat n- JbCl - Opt nl	Description	Adopted Budget	Revised Budget	Encumbered	Expenditure	Account Balance
Funds 11000 - Operational, Func 2900 - Oth Suppt Svcs						
11000- 2900- 58219- 0000- 068004- 0000- 00000	PayStMtchMedcad	1,000.00	1,000.00			1,000.00
Total for Func 2900 and Expense accounts		1,000.00	1,000.00	.00	.00	1,000.00
Funds 11000 - Operational, Func 3100 - FoodSvcsOpertns						
11000- 3100- 51300- 0000- 068004- 1617- 00000	AddtnlCompenstn,Food Serv	9,000.00	9,000.00			9,000.00
11000- 3100- 52111- 0000- 068004- 1617- 00000	EducRetirement	1,634.00	1,634.00			1,634.00
11000- 3100- 52112- 0000- 068004- 1617- 00000	ERARetireeHlth	180.00	180.00			180.00
11000- 3100- 52210- 0000- 068004- 1617- 00000	FICA Payments	558.00	558.00			558.00
11000- 3100- 52220- 0000- 068004- 1617- 00000	MedicarePaymnts	131.00	131.00			131.00
Total for Func 3100 and Expense accounts		11,503.00	11,503.00	.00	.00	11,503.00
Total for Funds 11000		1,700,572.00	1,700,572.00	1,001,994.67	31,406.08	667,171.25
Funds 23000 - StudentActivity, Func 1000 - Instruction						
23000- 1000- 56118- 1010- 068004- 0000- 00000	GenSuppliesMats	3,231.00	3,231.00			3,231.00
Total for Funds 23000, Func 1000 and Expense accounts		3,231.00	3,231.00	.00	.00	3,231.00
Funds 24101 - Title I - IASA, Func 1000 - Instruction						
24101- 1000- 51100- 1010- 068004- 1711- 00000	SalariesExpense,InstAssts	11,286.00	11,286.00	27,675.12		16,389.12-
24101- 1000- 51300- 1010- 068004- 1621- 00000	AddtnlCompenstn,Summer/Af	1,000.00	1,000.00			1,000.00
24101- 1000- 52111- 1010- 068004- 1621- 00000	EducRetirement	182.00	182.00			182.00
24101- 1000- 52111- 1010- 068004- 1711- 00000	EducRetirement	3,229.00	3,229.00	5,022.96		1,793.96-
24101- 1000- 52112- 1010- 068004- 1621- 00000	ERARetireeHlth	20.00	20.00			20.00
24101- 1000- 52112- 1010- 068004- 1711- 00000	ERARetireeHlth	356.00	356.00	553.20		197.20-
24101- 1000- 52210- 1010- 068004- 1621- 00000	FICA Payments	62.00	62.00			62.00
24101- 1000- 52210- 1010- 068004- 1711- 00000	FICA Payments	1,103.00	1,103.00	1,715.76		612.76-
24101- 1000- 52220- 1010- 068004- 1621- 00000	MedicarePaymnts	15.00	15.00			15.00
24101- 1000- 52220- 1010- 068004- 1711- 00000	MedicarePaymnts	258.00	258.00	401.04		143.04-
24101- 1000- 52312- 1010- 068004- 1711- 00000	Life	32.00	32.00	43.50		11.50-
24101- 1000- 52710- 1010- 068004- 1711- 00000	WorkersCompPrem	447.00	447.00	6.42	440.58	
24101- 1000- 52720- 1010- 068004- 1711- 00000	WorkrsCompERFee	10.00	10.00	7.62		2.38
Total for Funds 24101, Func 1000 and Expense accounts		18,000.00	18,000.00	35,425.62	440.58	17,866.20-
Funds 24106 - IDEABEntitlemnt, Func 1000 - Instruction						
24106- 1000- 51100- 2000- 068004- 1412- 00000	SalariesExpense,Teachers	25,355.00	25,355.00	14,818.08		10,536.92
24106- 1000- 52111- 2000- 068004- 1412- 00000	EducRetirement	2,744.00	2,744.00	2,689.44		54.56
24106- 1000- 52112- 2000- 068004- 1412- 00000	ERARetireeHlth	303.00	303.00	296.40		6.60
24106- 1000- 52210- 2000- 068004- 1412- 00000	FICA Payments	938.00	938.00	918.72		19.28
24106- 1000- 52220- 2000- 068004- 1412- 00000	MedicarePaymnts	220.00	220.00	214.80		5.20
24106- 1000- 52312- 2000- 068004- 1412- 00000	Life	32.00	32.00	9.45		22.55
Selection Grouped by Account Type, Filtered by User Permissions, (Org = 180, Online/Offline = N, Period = 1, UnPosted JEs? = N, Assets and Liabilities? = N, Restricted Accts? = Y, Objct = 5, Obj Digits = 0, Page Break Lvl =)						

Balances through 07/31/2023						Fiscal Year 2023/24
Funds- Func- Obj ct - Pr gm- Locat n- JbCl - Opt nl	Description	Adopted Budget	Revised Budget	Encumbered	Expenditure	Account Balance
Funds 24106 - IDEABEntitlemnt, Func 1000 - Instruction (continued)						
24106- 1000- 52710- 2000- 068004- 1412- 00000	WorkersCompPrem	185.00	185.00	17.46	1,198.54	1,031.00-
24106- 1000- 52720- 2000- 068004- 1412- 00000	WorkrsCompERFee	10.00	10.00	1.65		8.35
Total for Funds 24106, Func 1000 and Expense accounts		29,787.00	29,787.00	18,966.00	1,198.54	9,622.46
Funds 24154 - TchPrinTrainRec, Func 1000 - Instruction						
24154- 1000- 51300- 1010- 068004- 1411- 00000	AddtnlCompenstn,Teachers	1,000.00	1,000.00			1,000.00
24154- 1000- 52111- 1010- 068004- 1411- 00000	EducRetirement	182.00	182.00			182.00
24154- 1000- 52112- 1010- 068004- 1411- 00000	ERARetireeHlth	20.00	20.00			20.00
24154- 1000- 52210- 1010- 068004- 1411- 00000	FICA Payments	62.00	62.00			62.00
24154- 1000- 52220- 1010- 068004- 1411- 00000	MedicarePaymnts	15.00	15.00			15.00
Total for Func 1000 and Expense accounts		1,279.00	1,279.00	.00	.00	1,279.00
Funds 24154 - TchPrinTrainRec, Func 2200 - Suppt Svcs Inst						
24154- 2200- 53330- 0000- 068004- 0000- 00000	ProfessDevelop	3,721.00	3,721.00			3,721.00
Total for Func 2200 and Expense accounts		3,721.00	3,721.00	.00	.00	3,721.00
Total for Funds 24154		5,000.00	5,000.00	.00	.00	5,000.00
Funds 24308 - CRRSA, ESSER II, Func 1000 - Instruction						
24308- 1000- 51100- 1010- 068004- 1711- 00000	SalariesExpense,InstAssts			25,000.08		25,000.08-
24308- 1000- 52111- 1010- 068004- 1711- 00000	EducRetirement			4,537.44		4,537.44-
24308- 1000- 52112- 1010- 068004- 1711- 00000	ERARetireeHlth			499.92		499.92-
24308- 1000- 52210- 1010- 068004- 1711- 00000	FICA Payments			1,549.92		1,549.92-
24308- 1000- 52220- 1010- 068004- 1711- 00000	MedicarePaymnts			362.40		362.40-
24308- 1000- 52312- 1010- 068004- 1711- 00000	Life			39.60		39.60-
24308- 1000- 52720- 1010- 068004- 1711- 00000	WorkrsCompERFee			6.90		6.90-
Total for Funds 24308, Func 1000 and Expense accounts		.00	.00	31,996.26	.00	31,996.26-
Funds 24330 - ESSER III, Func 1000 - Instruction						
24330- 1000- 51100- 1010- 068004- 1411- 00000	SalariesExpense,Teachers	44,373.00	44,373.00			44,373.00
24330- 1000- 51100- 1010- 068004- 1711- 00000	SalariesExpense,InstAssts	25,750.00	25,750.00	19,275.12		6,474.88
24330- 1000- 52111- 1010- 068004- 1411- 00000	EducRetirement	8,054.00	8,054.00			8,054.00
24330- 1000- 52111- 1010- 068004- 1711- 00000	EducRetirement	4,674.00	4,674.00	3,498.48		1,175.52
24330- 1000- 52112- 1010- 068004- 1411- 00000	ERARetireeHlth	888.00	888.00			888.00
24330- 1000- 52112- 1010- 068004- 1711- 00000	ERARetireeHlth	515.00	515.00	385.68		129.32
24330- 1000- 52210- 1010- 068004- 1411- 00000	FICA Payments	2,752.00	2,752.00			2,752.00
24330- 1000- 52210- 1010- 068004- 1711- 00000	FICA Payments	1,597.00	1,597.00	1,194.96		402.04
24330- 1000- 52220- 1010- 068004- 1411- 00000	MedicarePaymnts	644.00	644.00			644.00
24330- 1000- 52220- 1010- 068004- 1711- 00000	MedicarePaymnts	374.00	374.00	279.60		94.40
24330- 1000- 52312- 1010- 068004- 1411- 00000	Life	32.00	32.00			32.00

Selection Grouped by Account Type, Filtered by User Permissions, (Org = 180, Online/Offline = N, Period = 1, UnPosted JEs? = N, Assets and Liabilities? = N, Restricted Accts? = Y, Objct = 5, Obj Digits = 0, Page Break Lvl =)

Balances through 07/31/2023						Fiscal Year 2023/24
Funds- Func- Obj ct - Pr gm- Locat n- Jb Cl - Opt nl	Description	Adopted Budget	Revised Budget	Encumbered	Expenditure	Account Balance
Funds 24330 - ESSER III, Func 1000 - Instruction (continued)						
24330- 1000- 52312- 1010- 068004- 1711- 00000	Life	32.00	32.00	29.70		2.30
24330- 1000- 52710- 1010- 068004- 1411- 00000	WorkersCompPrem	445.00	445.00	7.51	515.49	78.00-
24330- 1000- 52710- 1010- 068004- 1711- 00000	WorkersCompPrem	259.00	259.00	4.58	314.42	60.00-
24330- 1000- 52720- 1010- 068004- 1411- 00000	WorkrsCompERFee	10.00	10.00			10.00
24330- 1000- 52720- 1010- 068004- 1711- 00000	WorkrsCompERFee	10.00	10.00	5.16		4.84
Total for Func 1000 and Expense accounts		90,409.00	90,409.00	24,680.79	829.91	64,898.30
Funds 24330 - ESSER III, Func 2100 - SuppSvcsStudnts						
24330- 2100- 51100- 0000- 068004- 1218- 00000	SalariesExpense,Sch/Stude	15,000.00	15,000.00			15,000.00
24330- 2100- 51100- 2000- 068004- 1315- 00000	SalariesExpense,Psych/Cou	55,000.00	55,000.00			55,000.00
24330- 2100- 52111- 0000- 068004- 1218- 00000	EducRetirement	2,723.00	2,723.00			2,723.00
24330- 2100- 52111- 2000- 068004- 1315- 00000	EducRetirement	9,983.00	9,983.00			9,983.00
24330- 2100- 52112- 0000- 068004- 1218- 00000	ERARetireeHlth	300.00	300.00			300.00
24330- 2100- 52112- 2000- 068004- 1315- 00000	ERARetireeHlth	1,100.00	1,100.00			1,100.00
24330- 2100- 52210- 0000- 068004- 1218- 00000	FICA Payments	930.00	930.00			930.00
24330- 2100- 52210- 2000- 068004- 1315- 00000	FICA Payments	3,410.00	3,410.00			3,410.00
24330- 2100- 52220- 0000- 068004- 1218- 00000	MedicarePaymnts	218.00	218.00			218.00
24330- 2100- 52220- 2000- 068004- 1315- 00000	MedicarePaymnts	798.00	798.00			798.00
24330- 2100- 52311- 2000- 068004- 1315- 00000	Hth&MedPremiums	10,397.00	10,397.00			10,397.00
24330- 2100- 52312- 0000- 068004- 1218- 00000	Life	32.00	32.00			32.00
24330- 2100- 52312- 2000- 068004- 1315- 00000	Life	32.00	32.00			32.00
24330- 2100- 52313- 2000- 068004- 1315- 00000	Dental	386.00	386.00			386.00
24330- 2100- 52314- 2000- 068004- 1315- 00000	Vision	128.00	128.00			128.00
24330- 2100- 52710- 0000- 068004- 1218- 00000	WorkersCompPrem	151.00	151.00	2.17	148.83	
24330- 2100- 52710- 2000- 068004- 1315- 00000	WorkersCompPrem	594.00	594.00	8.53	585.47	
24330- 2100- 52720- 0000- 068004- 1218- 00000	WorkrsCompERFee	10.00	10.00			10.00
24330- 2100- 52720- 2000- 068004- 1315- 00000	WorkrsCompERFee	10.00	10.00			10.00
Total for Func 2100 and Expense accounts		101,202.00	101,202.00	10.70	734.30	100,457.00
Funds 24330 - ESSER III, Func 2600 - Op&MaintofPlant						
24330- 2600- 56119- 0000- 068004- 0000- 00000	SupAsst<5k	9,673.00	9,673.00			9,673.00
Total for Func 2600 and Expense accounts		9,673.00	9,673.00	.00	.00	9,673.00
Total for Funds 24330		201,284.00	201,284.00	24,691.49	1,564.21	175,028.30
Funds 25153 - TitleXIX-3/21Yr, Func 1000 - Instruction						
25153- 1000- 55915- 1010- 068004- 0000- 00000	OthContractSvcs	1,912.00	1,912.00			1,912.00
Total for Func 1000 and Expense accounts		1,912.00	1,912.00	.00	.00	1,912.00
Funds 25153 - TitleXIX-3/21Yr, Func 2100 - SuppSvcsStudnts						

Selection Grouped by Account Type, Filtered by User Permissions, (Org = 180, Online/Offline = N, Period = 1, UnPosted JEs? = N, Assets and Liabilities? = N, Restricted Accts? = Y, Objct = 5, Obj Digits = 0, Page Break Lvl =)

Balances through 07/31/2023						Fiscal Year 2023/24
Funds- Func- Obj ct - Pr gm- Locat n- Jb Cl - Opt nl	Description	Adopted Budget	Revised Budget	Encumbered	Expenditure	Account Balance
Funds 25153 - TitleXIX-3/21Yr, Func 2100 - SuppSvcsStudnts						
25153- 2100- 53212- 2000- 068004- 0000- 00000	SpeechThrpsCont	11,000.00	11,000.00	11,000.00		
25153- 2100- 53213- 2000- 068004- 0000- 00000	OccThrpstCont	16,422.00	16,422.00	16,422.00		
25153- 2100- 55813- 2000- 068004- 0000- 00000	EmpTravNonTeach	150.00	150.00			150.00
25153- 2100- 55915- 0000- 068004- 0000- 00000	OthContractSvcs			296.30		296.30-
Total for Func 2100 and Expense accounts		27,572.00	27,572.00	27,718.30	.00	146.30-
Funds 25153 - TitleXIX-3/21Yr, Func 2500 - Central Svcs						
25153- 2500- 55914- 0000- 068004- 0000- 00000	CntrctsIntrAgcy	500.00	500.00	500.00		
Total for Func 2500 and Expense accounts		500.00	500.00	500.00	.00	.00
Total for Funds 25153		29,984.00	29,984.00	28,218.30	.00	1,765.70
Funds 27109 - Inst. Materials, Func 1000 - Instruction						
27109- 1000- 56111- 1010- 068004- 0000- 00000	InsMatCsh50%Txb	1,729.00	1,729.00			1,729.00
Total for Funds 27109, Func 1000 and Expense accounts		1,729.00	1,729.00	.00	.00	1,729.00
Funds 27126 - Community Sch, Func 2100 - SuppSvcsStudnts						
27126- 2100- 52710- 0000- 068004- 1211- 00000	WorkersCompPrem			8.17	560.83	569.00-
Total for Funds 27126, Func 2100 and Expense accounts		.00	.00	8.17	560.83	569.00-
Funds 27202 - OpenSciExplni, Func 1000 - Instruction						
27202- 1000- 56118- 1010- 068004- 0000- 00000	GenSuppliesMats	5,100.00	5,100.00			5,100.00
Total for Funds 27202, Func 1000 and Expense accounts		5,100.00	5,100.00	.00	.00	5,100.00
Funds 27407 - Family Inc Ind, Func 2100 - SuppSvcsStudnts						
27407- 2100- 51100- 0000- 068004- 1218- 00000	SalariesExpense,Sch/Stude	22,001.00	22,001.00	12,825.00		9,176.00
27407- 2100- 52111- 0000- 068004- 1218- 00000	EducRetirement	3,994.00	3,994.00	2,327.72		1,666.28
27407- 2100- 52112- 0000- 068004- 1218- 00000	ERARetireeHlth	441.00	441.00	256.50		184.50
27407- 2100- 52210- 0000- 068004- 1218- 00000	FICA Payments	1,365.00	1,365.00	795.19		569.81
27407- 2100- 52220- 0000- 068004- 1218- 00000	MedicarePaymnts	320.00	320.00	186.01		133.99
27407- 2100- 52720- 0000- 068004- 1218- 00000	WorkrsCompERFee			6.90		6.90-
27407- 2100- 53711- 0000- 068004- 0000- 00000	Other Charges	16,669.00	16,669.00			16,669.00
27407- 2100- 56113- 0000- 068004- 0000- 00000	Software			950.00		950.00-
Total for Funds 27407, Func 2100 and Expense accounts		44,790.00	44,790.00	17,347.32	.00	27,442.68
Funds 29102 - PrivDirGrntsCat, Func 1000 - Instruction						
29102- 1000- 56118- 1010- 068004- 0000- 00000	GenSuppliesMats	957.00	957.00			957.00
Total for Funds 29102, Func 1000 and Expense accounts		957.00	957.00	.00	.00	957.00
Funds 31400 - SpcCapOutlaySt, Func 4000 - Capital Outay						
31400- 4000- 56119- 0000- 068004- 0000- 00000	SupAsst<5k	1,663.00	1,663.00			1,663.00

Selection Grouped by Account Type, Filtered by User Permissions, (Org = 180, Online/Offline = N, Period = 1, UnPosted JEs? = N, Assets and Liabilities? = N, Restricted Accts? = Y, Objct = 5, Obj Digits = 0, Page Break Lvl =)

Balances through 07/31/2023						Fiscal Year 2023/24
Funds - Func - Obj ct - Pr gm- Locat n- J bCl - Opt nl	Description	Adopted Budget	Revised Budget	Encumbered	Expenditure	Account Balance
Total for Funds 31400, Func 4000 and Expense accounts		1,663.00	1,663.00	.00	.00	1,663.00
Funds 31703 - CapImprvsSB9Loc, Func 4000 - Capital Outay						
31703- 4000- 56119- 0000- 068004- 0000- 00000	SupAsst<5k	44,318.00	44,318.00			44,318.00
Total for Funds 31703, Func 4000 and Expense accounts		44,318.00	44,318.00	.00	.00	44,318.00
Total for Org 180 - Rio Gallinas School for Ecology and the Arts		2,086,415.00	2,086,415.00	1,158,647.83	35,170.24	892,596.93

Balances through 07/31/2023					Fiscal Year 2023/24	
Funds- Func- Obj ct - Pr gm- Locat n- JbCl - Opt nl	Description	Adopted Budget	Revised Budget	Revenue	Account Balance	
Funds 11000 - Operational, Func 0000 - None						
11000- 0000- 43101- 0000- 068004- 0000- 00000	StEqulzGuarantee	1,363,443.00	1,363,443.00	113,620.24	1,249,822.76	
11000- 0000- 46100- 0000- 068004- 0000- 00000	AccessBrdE-Rate			3,780.00	3,780.00-	
Total for Funds 11000, Func 0000 and Revenue accounts		1,363,443.00	1,363,443.00	117,400.24	1,246,042.76	
Funds 24101 - Title I - IASA, Func 0000 - None						
24101- 0000- 41924- 0000- 068004- 0000- 00000	FlowthrDistChtr	18,000.00	18,000.00	7,746.57	10,253.43	
Total for Funds 24101, Func 0000 and Revenue accounts		18,000.00	18,000.00	7,746.57	10,253.43	
Funds 24106 - IDEABEntitlemnt, Func 0000 - None						
24106- 0000- 41924- 0000- 068004- 0000- 00000	FlowthrDistChtr	29,787.00	29,787.00	5,484.01	24,302.99	
Total for Funds 24106, Func 0000 and Revenue accounts		29,787.00	29,787.00	5,484.01	24,302.99	
Funds 24154 - TchPrinTrainRec, Func 0000 - None						
24154- 0000- 41924- 0000- 068004- 0000- 00000	FlowthrDistChtr	5,000.00	5,000.00	3,262.94	1,737.06	
Total for Funds 24154, Func 0000 and Revenue accounts		5,000.00	5,000.00	3,262.94	1,737.06	
Funds 24308 - CRRSA, ESSER II, Func 0000 - None						
24308- 0000- 41924- 0000- 068004- 0000- 00000	FlowthrDistChtr			16,954.07	16,954.07-	
Total for Funds 24308, Func 0000 and Revenue accounts		.00	.00	16,954.07	16,954.07-	
Funds 24330 - ESSER III, Func 0000 - None						
24330- 0000- 41924- 0000- 068004- 0000- 00000	FlowthrDistChtr	201,284.00	201,284.00	24,784.57	176,499.43	
Total for Funds 24330, Func 0000 and Revenue accounts		201,284.00	201,284.00	24,784.57	176,499.43	
Funds 25153 - TitleXIX-3/21Yr, Func 0000 - None						
25153- 0000- 44301- 0000- 068004- 0000- 00000	OthResGtsFedDir	12,000.00	12,000.00	1,910.45	10,089.55	
Total for Funds 25153, Func 0000 and Revenue accounts		12,000.00	12,000.00	1,910.45	10,089.55	
Funds 27109 - Inst. Materials, Func 0000 - None						
27109- 0000- 43211- 0000- 068004- 0000- 00000	InstMatCash50%	1,729.00	1,729.00		1,729.00	
Total for Funds 27109, Func 0000 and Revenue accounts		1,729.00	1,729.00	.00	1,729.00	
Funds 27114 - NMReadstoLeadK3, Func 0000 - None						
27114- 0000- 43202- 0000- 068004- 0000- 00000	StFlowThruGrant			26,918.02	26,918.02-	
Total for Funds 27114, Func 0000 and Revenue accounts		.00	.00	26,918.02	26,918.02-	
Funds 27126 - Community Sch, Func 0000 - None						
27126- 0000- 43202- 0000- 068004- 0000- 00000	StFlowThruGrant			35,116.90	35,116.90-	
Total for Funds 27126, Func 0000 and Revenue accounts		.00	.00	35,116.90	35,116.90-	
Funds 27202 - OpenSciExplni, Func 0000 - None						

Selection Grouped by Account Type, Filtered by User Permissions, (Org = 180, Online/Offline = N, Period = 1, UnPosted JEs? = N, Assets and Liabilities? = N, Restricted Accts? = Y, Objct = 4, Obj Digits = 0, Page Break Lvl =)

Balances through 07/31/2023				Fiscal Year 2023/24	
Funds- Func- Obj ct - Pr gm- Locat n- JbCl - Opt nl	Description	Adopted Budget	Revised Budget	Revenue	Account Balance
Funds 27202 - OpenSciExplni, Func 0000 - None					
27202- 0000- 43202- 0000- 068004- 0000- 00000	StFlowThruGrant	5,100.00	5,100.00		5,100.00
Total for Funds 27202, Func 0000 and Revenue accounts		5,100.00	5,100.00	.00	5,100.00
Funds 27407 - Family Inc Ind, Func 0000 - None					
27407- 0000- 43202- 0000- 068004- 0000- 00000	StFlowThruGrant	44,790.00	44,790.00	39,801.42	4,988.58
Total for Funds 27407, Func 0000 and Revenue accounts		44,790.00	44,790.00	39,801.42	4,988.58
Funds 27516 - NMOutdoorClass, Func 0000 - None					
27516- 0000- 43202- 0000- 068004- 0000- 00000	StFlowThruGrant			8,857.83	8,857.83-
Total for Funds 27516, Func 0000 and Revenue accounts		.00	.00	8,857.83	8,857.83-
Funds 31200 - PubSchCapOutlay, Func 0000 - None					
31200- 0000- 43209- 0000- 068004- 0000- 00000	PSCOC Awards			12,000.00	12,000.00-
Total for Funds 31200, Func 0000 and Revenue accounts		.00	.00	12,000.00	12,000.00-
Funds 31400 - SpcCapOutlaySt, Func 0000 - None					
31400- 0000- 43202- 0000- 068004- 0000- 00000	StFlowThruGrant	1,663.00	1,663.00		1,663.00
31400- 0000- 43204- 0000- 068004- 0000- 00000	PriorYearBalnce			4,323.00	4,323.00-
Total for Funds 31400, Func 0000 and Revenue accounts		1,663.00	1,663.00	4,323.00	2,660.00-
Funds 31703 - CapImprvsSB9Loc, Func 0000 - None					
31703- 0000- 43202- 0000- 068004- 0000- 00000	StFlowThruGrant			19,605.00	19,605.00-
Total for Funds 31703, Func 0000 and Revenue accounts		.00	.00	19,605.00	19,605.00-
Total for Org 180 - Rio Gallinas School for Ecology and the Arts		1,682,796.00	1,682,796.00	324,165.02	1,358,630.98

Statement Date 07/31/2023

Cash Object 11011

Status Posted

Journal Entry #

Bank Statement Ending Balance	555,300.74	Service Charge	0.00
Less: Uncleared Payments	385.65	Interest Earned	0.00
Add: Uncleared Deposits	0.00		
Add: Uncleared Other	0.00	Cleared Payments	122,978.21
Adjusted Bank Balance	554,915.09	Cleared Deposits	324,165.02
System Cash Balance	554,915.09	Cleared Other	0.00
Add: Unposted Charges and Interest	0.00		
Revised System Cash Balance	554,915.09	Submitted By	GBANCUD, 08/04/2023
Difference	0.00	Posted By	ACRESS, 08/04/2023

Uncleared Payments

Issued	Check #	Check Amount	Pay To Name	Vendor ID	Emp ID	Bank Acct
03/03/23	12205	85.19	Beatrice D. Bowie		000080	180MAIN
06/27/23	12367	202.18	Aja Currey	000070		180MAIN
06/27/23	12368	98.28	Alma Rudolph	000132		180MAIN
		<u>385.65</u>				

Cleared Payments

Issued	Check #	Check Amount	Cleared Amount	Difference	Cleared	Pay To Name	Vendor ID	Emp ID	Bank Acct
12/09/22	12075	69.26	69.26		07/31/23	Karissa Salazar		000092	180MAIN
06/09/23	12317	1,995.92	1,995.92		07/31/23	Aja Currey		000002	180MAIN
06/09/23	12318	1,995.92	1,995.92		07/31/23	Aja Currey		000002	180MAIN
06/09/23	12326	2,169.23	2,169.23		07/31/23	Janel Williams-Salazar		000085	180MAIN
06/15/23	12353	589.05	589.05		07/31/23	Margaret A. Dodd		000067	180MAIN
06/15/23	12362	1,700.00	1,700.00		07/31/23	Peter S. Linder	010121		180MAIN
06/27/23	12366	8,081.25	8,081.25		07/31/23	ACES	000083		180MAIN
06/27/23	12369	86.71	86.71		07/31/23	City of Las Vegas	000019		180MAIN
06/27/23	12370	649.62	649.62		07/31/23	Cynthia Calloway	010119		180MAIN
06/27/23	12371	73.01	73.01		07/31/23	Dodd, Margaret	010026		180MAIN
06/27/23	12372	118.00	118.00		07/31/23	Lexia Learning Systems LLC	000163		180MAIN
06/27/23	12373	903.44	903.44		07/31/23	Sharp Electronics Corporation	000202		180MAIN
06/27/23	12374	12,000.00	12,000.00		07/31/23	West Las Vegas Schools	000036		180MAIN
06/30/23	12376	1,677.06	1,677.06		07/31/23	Bank of America Purchase Card	000133		180MAIN
06/30/23	12377	1,364.21	1,364.21		07/31/23	BK Interactive LLC	010083		180MAIN
06/30/23	12378	1,053.00	1,053.00		07/31/23	Lazel Inc	010022		180MAIN
06/30/23	12379	1,593.55	1,593.55		07/31/23	Nations Best Holdings LLC	010109		180MAIN
06/30/23	12380	403.74	403.74		07/31/23	First Financial Group of Amer.	901000		180MAIN
06/30/23	12381	40,777.90	40,777.90		07/31/23	NM Educational RetirementBoard	900005		180MAIN

Selection Grouped by Org, Cash Object, Statement Date - Sorted by Item date, Item #, (Org = 180, Cash Object IN ('11011'), Bank Statement Date = 7/31/2023, Uncleared Only? = No)



Statement Date 07/31/2023

Cash Object 11011

Status Posted

Journal Entry #

Cleared Payments (continued)

Issued	Check #	Check Amount	Cleared Amount	Difference	Cleared	Pay To Name	Vendor ID	Emp ID	Bank Acct
06/30/23	12382	4,461.64	4,461.64		07/31/23	NM RHC	900006		180MAIN
06/30/23	12383	4,248.23	4,248.23		07/31/23	NM Taxation/Revenue Department	900003		180MAIN
07/06/23	12388	6,270.64	6,270.64		07/31/23	NMPSIA	900001		180MAIN
07/10/23	12384	288.41	288.41		07/31/23	Joelle Lujan		000074	180MAIN
07/10/23	12385	1,455.45	1,455.45		07/31/23	EFTPS	900004		180MAIN
07/10/23	Batch 07/10/2023	3,105.79	3,105.79		07/31/23				180MAIN
07/13/23	12386	21,348.00	21,348.00		07/31/23	NMPSIA Risk	000052		180MAIN
07/18/23	12387	4.30	4.30		07/31/23	New Mexico Taxation and Revenue Dep:	900013		180MAIN
07/25/23	12389	1,389.09	1,389.09		07/31/23	EFTPS	900004		180MAIN
07/25/23	Batch 07/25/2023	3,105.79	3,105.79		07/31/23				180MAIN
		122,978.21	122,978.21						





Cleared Deposits

Deposited	Deposit #	Deposit Amount	Cleared Amount	Difference	Cleared	Bank Acct
07/03/23	Batch 07/03/2023	19,605.00	19,605.00		07/31/23	180MAIN
07/06/23	Batch 07/06/2023	58,232.16	58,232.16		07/31/23	180MAIN
07/07/23	Batch 07/07/2023	36,181.72	36,181.72		07/31/23	180MAIN
07/10/23	Batch 07/10/2023	6,070.67	6,070.67		07/31/23	180MAIN
07/14/23	Batch 07/14/2023	17,048.36	17,048.36		07/31/23	180MAIN
07/18/23	Batch 07/18/2023	6,045.34	6,045.34		07/31/23	180MAIN
07/21/23	Batch 07/21/2023	1,910.45	1,910.45		07/31/23	180MAIN
07/24/23	Batch 07/24/2023	3,780.00	3,780.00		07/31/23	180MAIN
07/28/23	Batch 07/28/2023	135,489.90	135,489.90		07/31/23	180MAIN
07/31/23	Batch 07/31/2023	39,801.42	39,801.42		07/31/23	180MAIN
		324,165.02	324,165.02			

RETURN SERVICE REQUESTED

RIO GALLINAS SCHOOL FOR ECOLOGY AND THE
2730 ROMERO ST
LAS VEGAS NM 87701

Managing Your Accounts

	Branch Name	Southwest Capital Bank
	Customer Service	(505) 247-7922
	Mailing Address	P.O. Box 25127 Albuquerque, NM 87101
	Online Access	www.southwestcapital.com

Thank you for choosing Southwest Capital Bank as your Relationship Bank!

Summary of Accounts

Managing your Southwest Capital Bank accounts has never been easier. You can open a new account, make changes to your existing accounts, and monitor your account activity using our Online Banking or Mobile Banking Apps. Download our app today or visit us online at www.southwestcapital.com to learn more.

Account Type	Account Number	Ending Balance
Regular Public Checking	XXXXXXXX94299	\$555,300.74

Regular Public Checking - XXXXXXXX94299

Account Summary

Date	Description	Amount
07/01/2023	Beginning Balance	\$354,113.93
	15 Credit(s) This Period	\$324,165.02
	29 Debit(s) This Period	\$122,978.21
07/31/2023	Ending Balance	\$555,300.74

FREE YOURSELF FROM ATM SURCHARGE FEES!

Our customers can enjoy the convenience of using over 55,000 surcharge free ATM's worldwide at retailers like Target, Walgreens, and 7-11.

Find more available ATM's by visiting us online at www.southwestcapital.com.

Deposits

Date	Description	Amount
07/06/2023	Deposit	\$58,232.16

Electronic Credits

Date	Description	Amount
07/03/2023	ACH Deposit State of New Mex VNDR PYMT	\$19,605.00
07/07/2023	ACH Deposit State of New Mex VNDR PYMT	\$1,064.82
07/07/2023	ACH Deposit State of New Mex VNDR PYMT	\$35,116.90



Scan the code to the left or visit us at
www.southwestcapital.com

Southwest Capital Bank
P.O. Box 25127
Albuquerque, NM 87101
(505) 247-7922



Regular Public Checking - XXXXXXXX94299 (continued)

Electronic Credits (continued)

Date	Description	Amount
07/10/2023	ACH Deposit State of New Mex VNDR PYMT	\$6,070.67
07/14/2023	ACH Deposit State of New Mex VNDR PYMT	\$5,048.36
07/14/2023	ACH Deposit State of New Mex VNDR PYMT	\$12,000.00
07/18/2023	ACH Deposit State of New Mex VNDR PYMT	\$1,722.34
07/18/2023	ACH Deposit State of New Mex VNDR PYMT	\$4,323.00
07/21/2023	ACH Deposit State of New Mex VNDR PYMT	\$1,910.45
07/24/2023	ACH Deposit USAC TREAS 310 MISC PAY	\$3,780.00
07/28/2023	ACH Deposit State of New Mex VNDR PYMT	\$21,869.66
07/28/2023	Wire Deposit WEST LAS VEGAS SCHOOLS Wires	\$113,620.24
07/31/2023	ACH Deposit State of New Mex VNDR PYMT	\$9,824.65
07/31/2023	ACH Deposit State of New Mex VNDR PYMT	\$29,976.77

Electronic Debits

Date	Description	Amount
07/06/2023	ACH Payment RIO GALLINAS SCH FFA	\$403.74
07/06/2023	ACH Payment RIO GALLINAS SCH RHC	\$4,461.64
07/06/2023	ACH Payment RIO GALLINAS SCH NMPSIA Mon	\$6,270.64
07/06/2023	ACH Payment NMERB WEB PAY	\$40,777.90
07/10/2023	ACH Payment IRS USATAXPYMT	\$1,455.45
07/10/2023	ACH Payment Rio Gallinas Sch PAYROLL ACH File	\$3,105.79
07/12/2023	ACH Payment TAX_REV_WWT_ECKS TRD PMNT	\$4,248.23
07/14/2023	ACH Payment RIO GALLINAS SCH NMPSIA Ris	\$21,348.00
07/20/2023	ACH Payment TAX_REV_WKC_ECKS TRD PMNT	\$4.30
07/25/2023	ACH Payment IRS USATAXPYMT	\$1,389.09
07/25/2023	ACH Payment Rio Gallinas Sch PAYROLL ACH File	\$3,105.79

Checks Cleared

Check Nbr	Date	Amount	Check Nbr	Date	Amount	Check Nbr	Date	Amount
12075	07/18/2023	\$69.26	12353*	07/03/2023	\$589.05	12370	07/11/2023	\$649.62
12317*	07/12/2023	\$1,995.92	12362*	07/18/2023	\$1,700.00	12371	07/11/2023	\$73.01
12318	07/25/2023	\$1,995.92	12366*	07/10/2023	\$8,081.25	12372	07/11/2023	\$118.00
12326*	07/21/2023	\$2,169.23	12369*	07/11/2023	\$86.71	12373	07/12/2023	\$903.44

Regular Public Checking - XXXXXXXX94299 (continued)

Checks Cleared (continued)

Check Nbr	Date	Amount	Check Nbr	Date	Amount	Check Nbr	Date	Amount
12374	07/07/2023	\$12,000.00	12377	07/26/2023	\$1,364.21	12379	07/10/2023	\$1,593.55
12376*	07/10/2023	\$1,677.06	12378	07/11/2023	\$1,053.00	12384*	07/10/2023	\$288.41

* Indicates skipped check number

Daily Balances

Date	Amount	Date	Amount	Date	Amount
07/01/2023	\$354,113.93	07/12/2023	\$384,371.07	07/25/2023	\$381,373.63
07/03/2023	\$373,129.88	07/14/2023	\$380,071.43	07/26/2023	\$380,009.42
07/06/2023	\$379,448.12	07/18/2023	\$384,347.51	07/28/2023	\$515,499.32
07/07/2023	\$403,629.84	07/20/2023	\$384,343.21	07/31/2023	\$555,300.74
07/10/2023	\$393,499.00	07/21/2023	\$384,084.43		
07/11/2023	\$391,518.66	07/24/2023	\$387,864.43		