

**Rio Gallinas School for Ecology and the Arts
Financial Update
September 07, 2021**

A. BARs

	<u>BAR #</u>	<u>Fund Description</u>	<u>Reason/Type</u>	<u>Amount</u>
1	068-004-2122-0002-IB	CRRSA, ESSER II	Initial Budget	\$ 121,569

B. Payroll & Accounts Payable Payment Vouchers

1 August 2021

C. Financial Statement Reports - as of August 31, 2021

- 1 Recommended Change
- 2 Financial Analysis
- 3 Bank Reconciliations

D. Other

N/A

Must submit backup for all BARs,
except transfers of funds for SEG or
direct grants

STATE OF NEW MEXICO
PUBLIC EDUCATION DEPARTMENT
300 Don Gaspar Santa Fe, NM 87501-2786
Budget Adjustment Request

Page 2 of 31
Doc. ID: 068-004-2122-0002-IB
Fund Type: Flowthrough
Adjustment Type: Initial Budget

Fiscal Year: 2021-2022

Entity Name: Rio Gallinas School

Adjustment Changes Intent/Scope of Program Yes or No?: No

Contact: Rebekah Runyan, Business Manager

Total Approved Budget (Flowthrough):

Phone: 505-452-7481

Email: rebekah@k12accounting.com

FLOWTHROUGH ONLY	
Budget Period: 07/01/2021	To: 06/30/2022
A. Approved Carryover:	
B. Total Current Year Allocation:	
D. Total Funding Available:	

Revenue 24308.0000.41924 \$121,569

Fund	Function	Object	Program	Job Class	Present Budget	Adj Amt Exp	Adj Budget	ADD'L FTE
24308 CRRSA, ESSER II	1000 Instruction	55915 Other Contract Services	1010 Regular Education (K-12) Programs	0000 No Job Class		\$18,900	\$18,900	
24308 CRRSA, ESSER II	2600 Operation & Maintenance of Plant	51100 Salaries Expense	0000 No Program	1615 Custodial		\$60,000	\$60,000	
24308 CRRSA, ESSER II	2600 Operation & Maintenance of Plant	52111 Educational Retirement	0000 No Program	0000 No Job Class		\$8,490	\$8,490	
24308 CRRSA, ESSER II	2600 Operation & Maintenance of Plant	52112 ERA - Retiree Health	0000 No Program	0000 No Job Class		\$1,200	\$1,200	
24308 CRRSA, ESSER II	2600 Operation & Maintenance of Plant	52210 FICA Payments	0000 No Program	0000 No Job Class		\$2,000	\$2,000	
24308 CRRSA, ESSER II	2600 Operation & Maintenance of Plant	52220 Medicare Payments	0000 No Program	0000 No Job Class		\$979	\$979	
24308 CRRSA, ESSER II	2600 Operation & Maintenance of Plant	56118 General Supplies and Materials	0000 No Program	0000 No Job Class		\$30,000	\$30,000	
Sub Total						\$121,569		
Indirect Cost								
DOC. TOTAL						\$121,569		

Justification:

To establish FY22 Budget.

Compliance with Sections 10-15-1 and 22-8-12, NMSA, 1978 Compilation:

A. The requested budget/changes were authorized at a scheduled Board of Education or Governance Council meeting open to the public on:

B. Justification for the transfer: Explanation such as "underbudgeted", "insufficient budget", or "needed to close out Project" ARE NOT ACCEPTABLE. Attach additional sheets if necessary.

ALL TRANSFER BARS MUST NET OUT TO ZERO ON THE DOC. TOTAL LINE.

Approvals by Digital Signature		
<u>Name</u>	<u>Role</u>	<u>Date</u>
Rebekah Runyan	Business Manager	9/3/2021 2:20:05 PM

Checks Dated 08/01/2021 through 08/31/2021

Check Number	Check Date	Pay to the Order of	Check Amount
11570	08/04/2021	ACES	6,890.06
11576	08/11/2021	PNM	205.97
11577	08/11/2021	Staples	163.84
11578	08/10/2021	NM Educational RetirementBoard	1,186.78
11579	08/18/2021	City of Las Vegas	1,175.21
11580	08/18/2021	Great Minds PBC	510.00
11581	08/18/2021	Plateau Telecommunications Inc	531.11
11582	08/10/2021	NM RHC	137.73
11583	08/16/2021	NM Taxation/Revenue Department	159.52
11588	08/25/2021	Bank of America Purchase Card	889.41
11589	08/25/2021	City of Las Vegas	11.14
11590	08/25/2021	Cooperative Educational Srvcs	1.53
11591	08/25/2021	Great Minds PBC	3,190.75
11592	08/25/2021	Robin Brown	189.69
11593	08/25/2021	Teacher Synergy,LLC	572.99
11594	08/25/2021	Visiplex, Inc.	7,956.00
11602	08/09/2021	NMPSIA	5,622.58
Total Number of Checks			17
			29,394.31

Fund Recap

Fund	Description	Check Count	Expensed Amount
11000	Operational Fund	14	19,015.26
24101	Title I - IASA	1	1,845.86
24106	IDEA-B Entitlement	1	2.67
25153	Title XIX MEDICAID 3/21 Years	1	1.53
27109	PED Safety in Schools	1	572.99
31400	Special Capital Outlay State	1	7,956.00
Total Number of Checks		17	29,394.31
Less Unpaid Tax Liability			.00
Net (Check Amount)			29,394.31

The preceding Checks have been issued in accordance with the District's Policy and authorization of the Board of Trustees. It is recommended that the preceding Checks be approved.

Bank Account 180MAIN - Main Checking Account

Payment Id	Comment							
Check # 11570	11000	08/04/2021	Check Amt	6,890.06	Status Cleared	ACES (000083/1)		
8036		Business Office Services				11000- 2500- 53414- 0000- 068004- 0000- 00000	6,890.06	
* Break in sequence								
Check # 11576	11000	08/11/2021	Check Amt	205.97	Status Cleared	PNM (000049/1)		
20210721 0404504-9		Electricity				11000- 2600- 54411- 0000- 068004- 0000- 00000	118.55	
20210721 1250279-8		Electricity				11000- 2600- 54411- 0000- 068004- 0000- 00000	87.42	
Check # 11577	11000	08/11/2021	Check Amt	163.84	Status Cleared	Staples (000082/3)		
3482329528		Classroom Supplies - Bulk Order				11000- 1000- 56118- 1010- 068004- 0000- 00000	129.62	
3482392022		Classroom Supplies - Bulk Order				11000- 1000- 56118- 1010- 068004- 0000- 00000	13.76	
3482392023		Classroom Supplies - Bulk Order				11000- 1000- 56118- 1010- 068004- 0000- 00000	20.46	
Check # 11578	11000	08/10/2021	Check Amt	1,186.78	Status Cleared	NM Educational RetirementBoard (900005/1)		
20210709-REG		NM Educational RetirementBoard (900005/1) 07/09/2021 (REG)				11000- - 23124- - - -	1,186.78	
Check # 11579	11000	08/18/2021	Check Amt	1,175.21	Status Cleared	City of Las Vegas (000019/1)		
20210806 HS KIT		Gas, water, Sewer for 2021-22				11000- 2600- 54412- 0000- 068004- 0000- 00000	164.00	
20210806 HS MAIN		Gas, water, Sewer for 2021-22				11000- 2600- 54412- 0000- 068004- 0000- 00000	108.37	
						11000- 2600- 54415- 0000- 068004- 0000- 00000	630.37	
20210806 HS PORT		Gas, water, Sewer for 2021-22				11000- 2600- 54412- 0000- 068004- 0000- 00000	27.61	
						11000- 2600- 54415- 0000- 068004- 0000- 00000	228.69	
20210806 ROMERO		Gas, water, Sewer for 2021-22				11000- 2600- 54412- 0000- 068004- 0000- 00000	16.17	
Check # 11580	11000	08/18/2021	Check Amt	510.00	Status Cleared	Great Minds PBC (010061/2)		
INV0790001		Eureka Math Curriculum				11000- 1000- 56112- 1010- 068004- 0000- 00000	510.00	
Check # 11581	11000	08/18/2021	Check Amt	531.11	Status Cleared	Plateau Telecommunications Inc (000220/1)		
20210815		Phone and Internet				11000- 2600- 54416- 0000- 068004- 0000- 00000	531.11	
Check # 11582	11000	08/10/2021	Check Amt	137.73	Status Cleared	NM RHC (900006/1)		
20210709-REG		NM RHC (900006/1) 07/09/2021 (REG)				11000- - 23123- - - -	137.73	
Check # 11583	11000	08/16/2021	Check Amt	159.52	Status Cleared	NM Taxation/Revenue Department (900003/1)		
20210709-REG		NM Taxation/Revenue Department (900003/1) 07/09/2021 (REG)				11000- - 23142- - - -	159.52	
* Break in sequence								
Check # 11588	11000	08/25/2021	Check Amt	889.41	Status Printed	Bank of America Purchase Card (000133/1)		
20210726		Background Check - Jacob Griego				11000- 2500- 53711- 0000- 068004- 0000- 00000	44.00	
20210729		Background Check - Robin Brown				11000- 2500- 53711- 0000- 068004- 0000- 00000	44.00	
20210804		Background Check - Nicholas Casados				11000- 2500- 53711- 0000- 068004- 0000- 00000	44.00	
20210804-1		Background Check - Lisa Guerin				11000- 2500- 53711- 0000- 068004- 0000- 00000	44.00	
Selection	Sorted by Check Number, Inv #, Include Address=No, (Org = 180, Bank Account(s) IN ('180MAIN'), Source = N, Pay To = N, Payment Method = N, Starting Check Date = 8/1/2021, Ending Check Date = 8/31/2021, Summary? = N, Sort/Group 1 = , Sort/Group 2 =)						SCHOOLABILITY	

Bank Account 180MAIN - Main Checking Account

Payment Id	Comment					
Check # 11588	11000	08/25/2021	Check Amt	889.41	Status Printed	Bank of America Purchase Card (000133/1) - continued
20210809			Amazon - folding tables, yoga mats, coat hooks			11000- 1000- 57332- 1020- 068004- 0000- 00000 41.28
20210809-1			Amazon - folding tables, yoga mats, coat hooks			11000- 1000- 57332- 1020- 068004- 0000- 00000 438.15
20210809-2			Amazon - folding tables, yoga mats, coat hooks			11000- 1000- 57332- 1020- 068004- 0000- 00000 189.98
20210812			Background Check - Melendez Mendoza			11000- 2500- 53711- 0000- 068004- 0000- 00000 44.00
Check # 11589	11000	08/25/2021	Check Amt	11.14	Status Printed	City of Las Vegas (000019/1)
20210806 HS ADD			Gas, water, Sewer for 2021-22			11000- 2600- 54412- 0000- 068004- 0000- 00000 11.14
Check # 11590	25153	08/25/2021	Check Amt	1.53	Status Printed	Cooperative Educational Srvcs (000086/1)
16-005420			Medicaid Direct Claiming and Software Services			25153- 2100- 55915- 0000- 068004- 0000- 00000 1.53
Check # 11591	11000	08/25/2021	Check Amt	3,190.75	Status Printed	Great Minds PBC (010061/2)
INV078927			Eureka Math Curriculum			11000- 1000- 56112- 1010- 068004- 0000- 00000 3,190.75
Check # 11592	11000	08/25/2021	Check Amt	189.69	Status Cleared	Robin Brown (010078/1)
RG-001			Yoga Instruction			11000- 1000- 55915- 1020- 068004- 0000- 00000 189.69
Check # 11593	27109	08/25/2021	Check Amt	572.99	Status Printed	Teacher Synergy,LLC (010036/1)
20210819			Quote ID #265743-Math & ELA PowerPoints			27109- 1000- 56113- 1010- 068004- 0000- 00000 572.99
Check # 11594	31400	08/25/2021	Check Amt	7,956.00	Status Printed	Visiplex, Inc. (010075/1)
241105			Second half of intercom order - PO21-00098			31400- 4000- 57331- 0000- 068004- 0000- 00000 7,956.00
* Break in sequence						
Check # 11602	11000	08/09/2021	Check Amt	5,622.58	Status Cleared	NMPSIA (900001/1)
20210709-REG			NMPSIA (900001/1) 07/09/2021 (REG)			11000- - 23125- - - - 351.44
DP22-00002			NMPSIA Adj - 2021 07			11000- 1000- 52311- 0000- 068004- 0000- 00000 2,828.09
						11000- 1000- 52312- 0000- 068004- 0000- 00000 24.83
						11000- 1000- 52313- 0000- 068004- 0000- 00000 446.70
						11000- 1000- 52314- 0000- 068004- 0000- 00000 39.63
						11000- 1000- 52315- 0000- 068004- 0000- 00000 83.36
						24101- 1000- 52311- 0000- 068004- 0000- 00000 1,746.58
						24101- 1000- 52312- 0000- 068004- 0000- 00000 2.57
						24101- 1000- 52313- 0000- 068004- 0000- 00000 86.13
						24101- 1000- 52314- 0000- 068004- 0000- 00000 10.58
						24106- 1000- 52312- 0000- 068004- 0000- 00000 2.67

Number of Items 17 29,394.31 Totals for Org 2

Payment Id	Comment
------------	---------

Number of Items	17	29,394.31 Totals for Org 180 - Rio Gallinas School for Ecology and the Arts
-----------------	----	---

RIO GALLINAS SCHOOL FOR ECOLOGY AND THE ARTS FINANCIAL SUMMARY

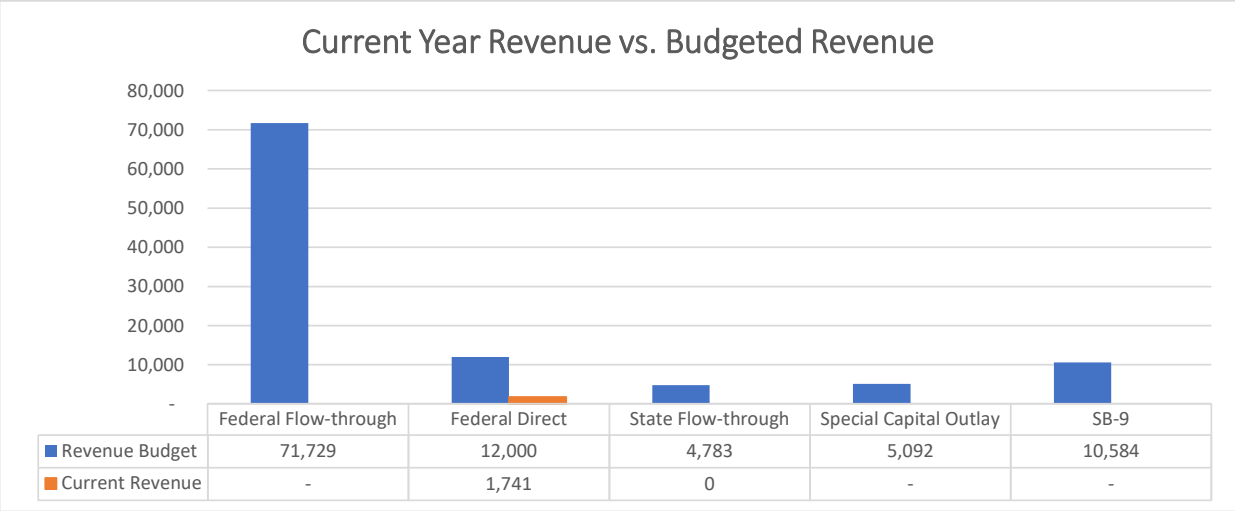
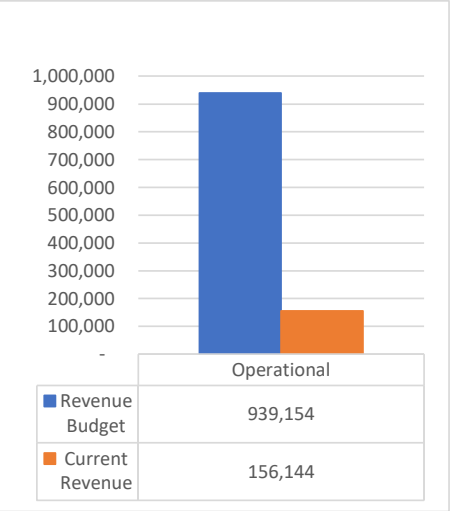
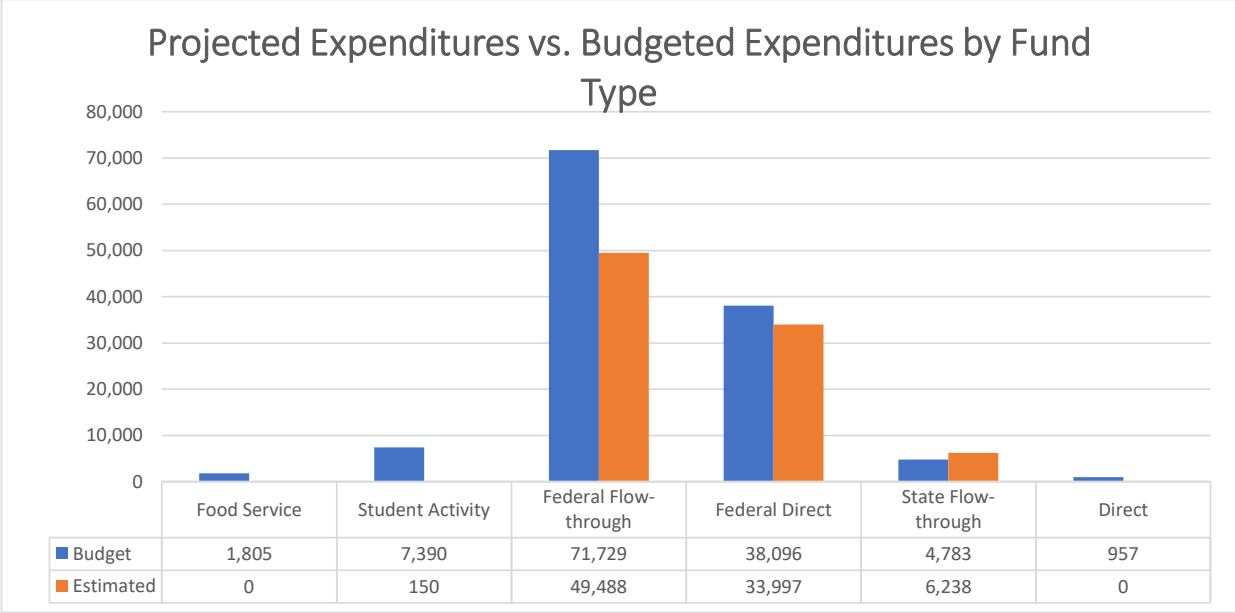
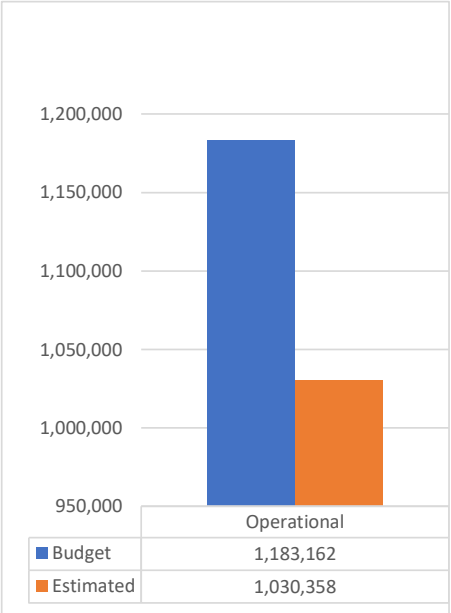
Fund	Source	Beginning Fund				Fund Balance	Liabilities	Cash Balance
		Balance	Revenue	Expenditure	Net Dec/Inc			
11000	11000 - Operational Fund	\$ 313,565.04	\$ 156,143.66	\$ 102,705.79	\$ 53,437.87	\$ 367,002.91	\$ 13,416.42	\$ 380,419.33
14000	14000 - Inst. Materials Fund	1,946.58	-	-	-	1,946.58	-	1,946.58
21000	21000 - Food Services Fund	1,804.86	-	-	-	1,804.86	-	1,804.86
23000	23000 - Non-Instruct. Fund	6,298.10	-	-	-	6,298.10	-	6,298.10
24101	24101 - Title I	-	-	233.54	(233.54)	(233.54)	882.09	648.55
24106	24106 - IDEA-B	-	-	1,498.66	(1,498.66)	(1,498.66)	440.93	(1,057.73)
25153	25153 - Medicaid	36,218.03	1,741.15	420.87	1,320.28	37,538.31	78.14	37,616.45
27107	27107 - Library SB-66	(2,240.02)	2,240.02	-	2,240.02	-	-	-
27109	27109 - Inst Materials Cash	5,665.09	-	572.99	(572.99)	5,092.10	-	5,092.10
29102	29102 - Direct Grant	956.96	-	-	-	956.96	-	956.96
31700	31700 - SB-9 State Match	(7,766.63)	7,766.63	-	7,766.63	-	-	-
31703	31703 - SB-9 Cash	8,115.00	-	-	-	8,115.00	-	8,115.00
31200	31200 - Lease Assistance	(17,822.50)	17,822.50	-	17,822.50	-	-	-
31400	31400 - Special Capital Outlay State	(7,397.91)	7,347.62	7,956.00	(608.38)	(8,006.29)	-	(8,006.29)
	Total	\$ 339,342.60	\$ 193,061.58	\$ 113,387.85	\$ 79,673.73	\$ 419,016.33	\$ 14,817.58	\$ 433,833.91

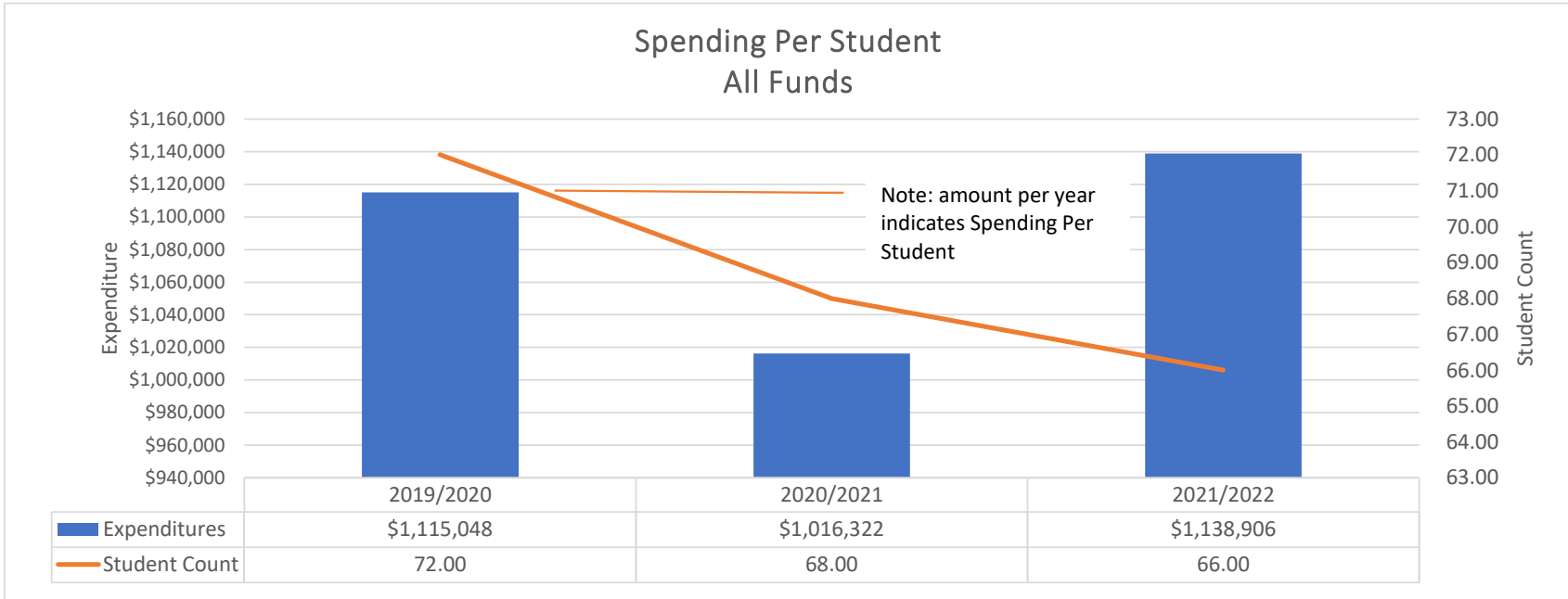
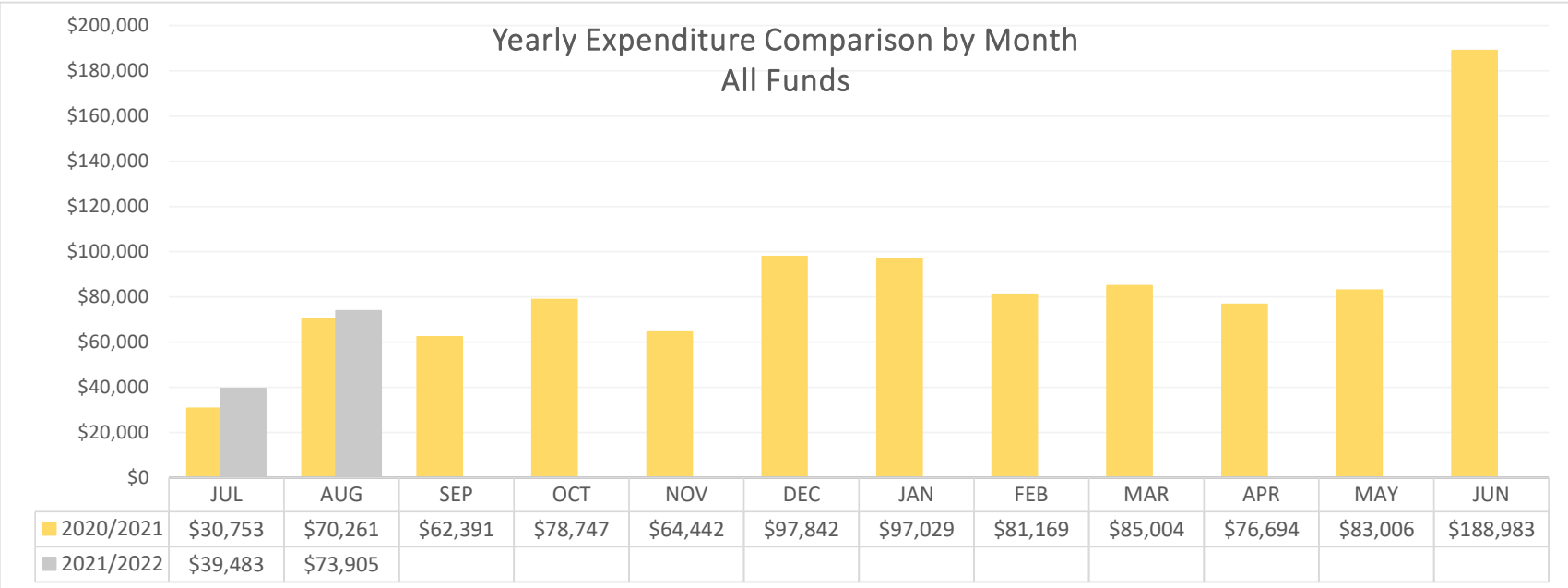
	Total Bank
Bank Statement Ending Balance	447,351.68
Uncleared Payments	13,766.09
Uncleared Deposits	-
Revised System Cash Balance	433,585.59
15000- Prepaid Expenses	(248.32)

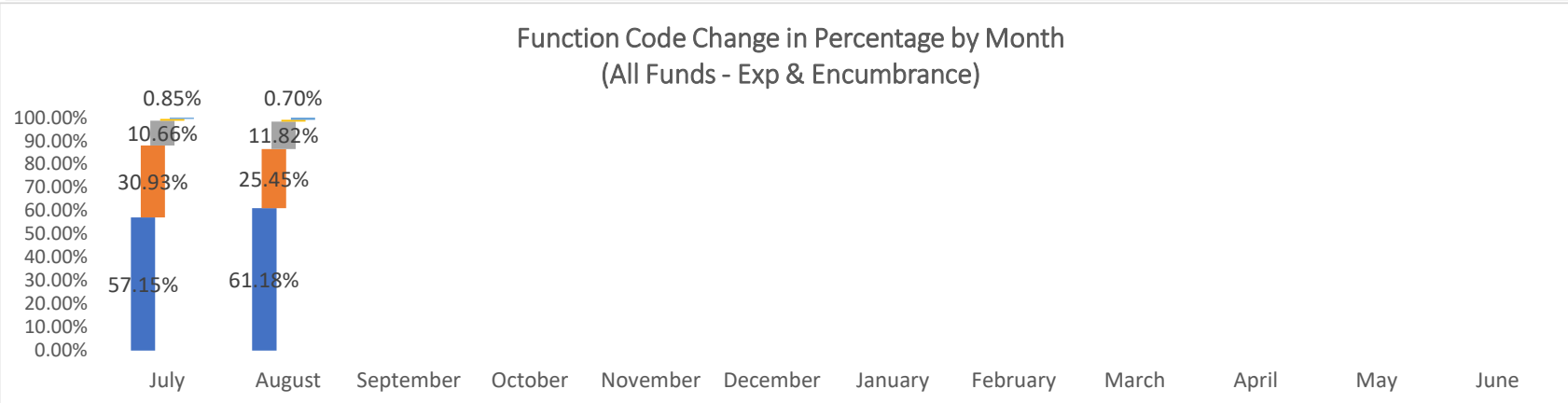
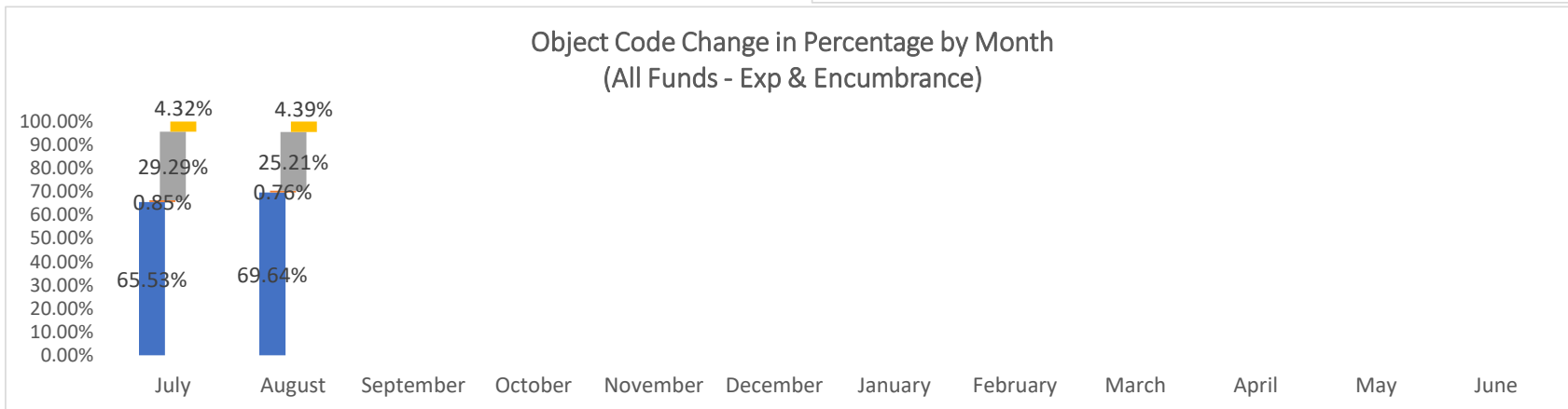
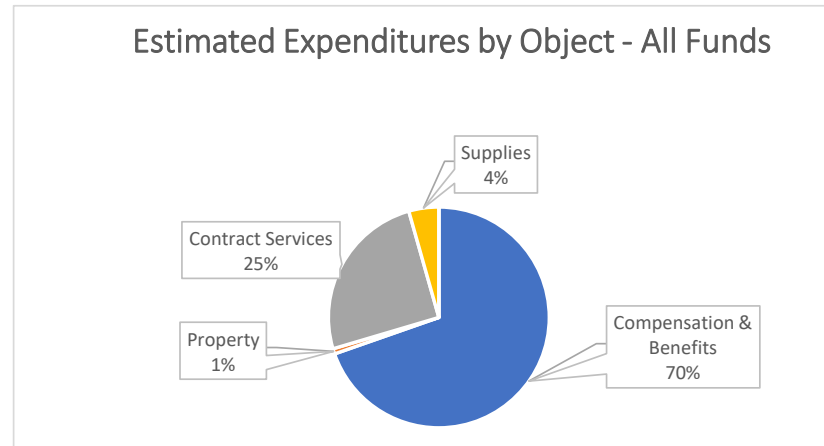
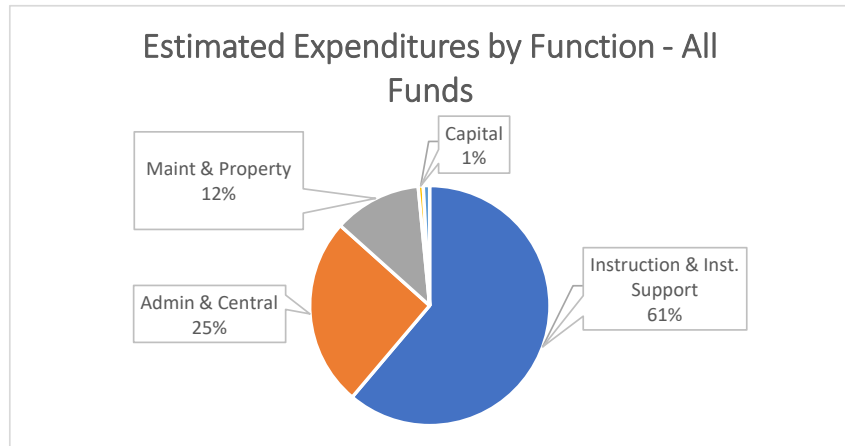
Rio Gallinas School for Ecology and the Arts

Expenditure Analytical Review


August 31, 2021





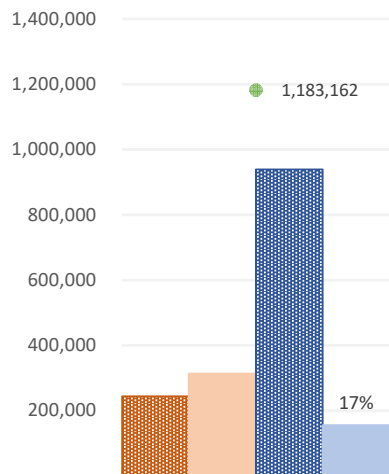


Monthly Cash Balance All Funds



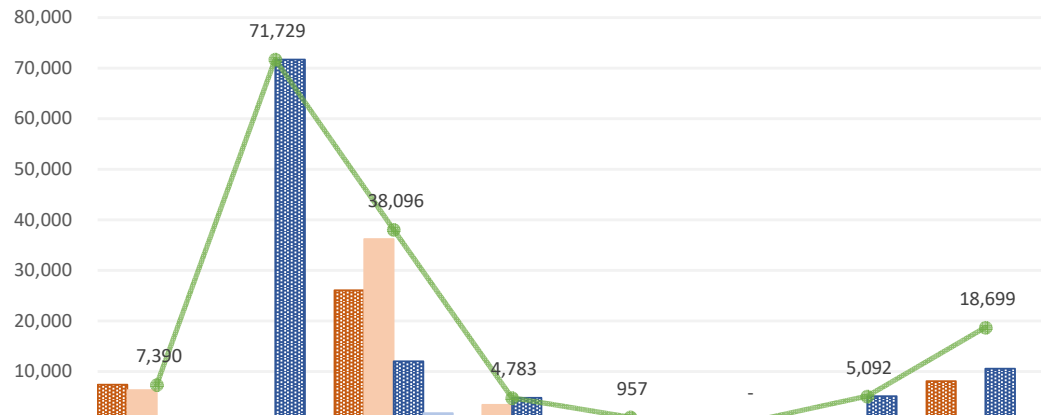
	JUL	AUG	SEP	OCT	NOV	DEC	JAN	FEB	MAR	APR	MAY	JUN
FY2021	\$238,377	\$333,655	\$359,758	\$375,398	\$389,826	\$372,590	\$363,309	\$394,772	\$412,925	\$418,606	\$420,170	\$352,425
FY2022	\$399,082	\$433,586										

(Operational Fund Only)



	Operational
FB Budget	244,008
FB	313,565
Revenue Budget	939,154
YTD Revenue	156,144
Total Budget	1,183,162

Current Year Revenue vs. Budgeted Revenue & Beg Fund Balance vs. Budgeted Fund Balance



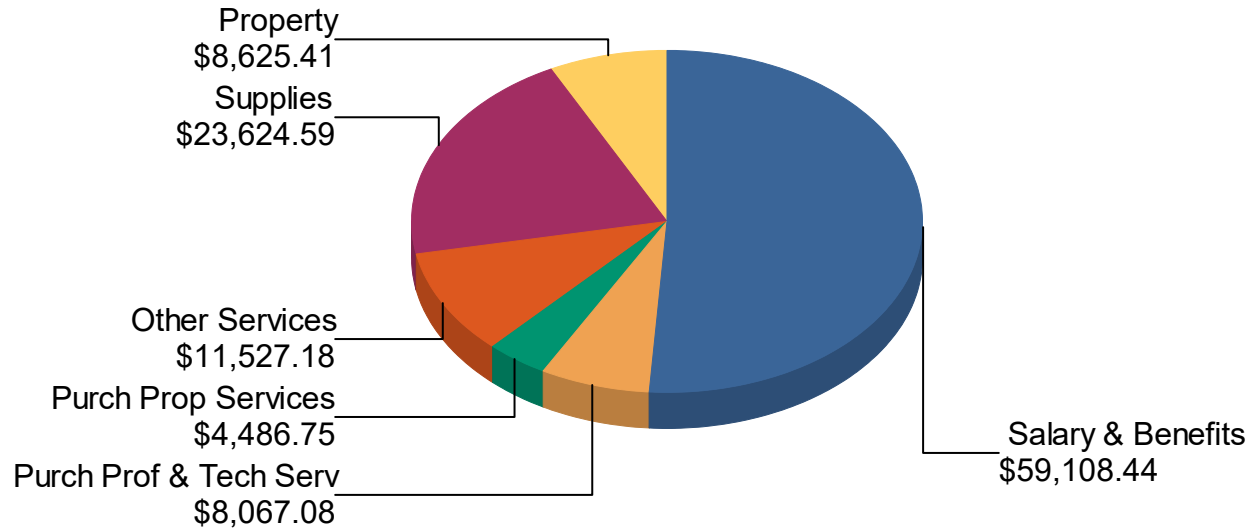
	Student Activity	Federal Flow-through	Federal Direct	State Flow-through	Local/State Grants	Lease Assistance	Special Capital Outlay	SB-9
FB Budget	7,390	-	26,096	-	957	-	-	8,115
FB	6,298	-	36,218	3,425	957	-	-	348
Revenue Budget	-	71,729	12,000	4,783	-	-	5,092	10,584
Current Revenue	-	-	1,741	0	-	-	-	-
Total Budget	7,390	71,729	38,096	4,783	957	-	5,092	18,699

Balances through 08/31/2021				Fiscal Year 2021/22	
Funds- Func- Obj ct - Pr gm- Locat n- JbCl - Opt nl	Description	Adopted Budget	Revised Budget	Revenue	Account Balance
Funds 11000 - Operational, Func 0000 - None					
11000- 0000- 41980- 0000- 068004- 0000- 00000	RefPriorYearExp	2,292.00	2,292.00		2,292.00
11000- 0000- 43101- 0000- 068004- 0000- 00000	StEquizGuarantee	936,862.00	936,862.00	156,143.66	780,718.34
Total for Funds 11000, Func 0000 and Revenue accounts		939,154.00	939,154.00	156,143.66	783,010.34
Funds 24101 - Title I - IASA, Func 0000 - None					
24101- 0000- 41924- 0000- 068004- 0000- 00000	FlowthrDistChtr	31,000.00	31,000.00		31,000.00
Total for Funds 24101, Func 0000 and Revenue accounts		31,000.00	31,000.00	.00	31,000.00
Funds 24106 - IDEABEntitlemnt, Func 0000 - None					
24106- 0000- 41924- 0000- 068004- 0000- 00000	FlowthrDistChtr	35,729.00	35,729.00		35,729.00
Total for Funds 24106, Func 0000 and Revenue accounts		35,729.00	35,729.00	.00	35,729.00
Funds 24154 - TchPrinTrainRec, Func 0000 - None					
24154- 0000- 41924- 0000- 068004- 0000- 00000	FlowthrDistChtr	5,000.00	5,000.00		5,000.00
Total for Funds 24154, Func 0000 and Revenue accounts		5,000.00	5,000.00	.00	5,000.00
Funds 25153 - TitleXIX-3/21Yr, Func 0000 - None					
25153- 0000- 44301- 0000- 068004- 0000- 00000	OthResGtsFedDir	12,000.00	12,000.00	1,741.15	10,258.85
Total for Funds 25153, Func 0000 and Revenue accounts		12,000.00	12,000.00	1,741.15	10,258.85
Funds 27107 - 2012GOBondsSB66, Func 0000 - None					
27107- 0000- 43202- 0000- 068004- 0000- 00000	StFlowThruGrant	2,292.00	2,292.00	2,240.02	51.98
27107- 0000- 43204- 0000- 068004- 0000- 00000	PriorYearBalnce	2,491.00	2,491.00		2,491.00
Total for Funds 27107, Func 0000 and Revenue accounts		4,783.00	4,783.00	2,240.02	2,542.98
Funds 31200 - PubSchCapOutlay, Func 0000 - None					
31200- 0000- 43209- 0000- 068004- 0000- 00000	PSCOC Awards			17,822.50	17,822.50-
Total for Funds 31200, Func 0000 and Revenue accounts		.00	.00	17,822.50	17,822.50-
Funds 31400 - SpcCapOutlaySt, Func 0000 - None					
31400- 0000- 43202- 0000- 068004- 0000- 00000	StFlowThruGrant			7,347.62	7,347.62-
31400- 0000- 43204- 0000- 068004- 0000- 00000	PriorYearBalnce	5,092.00	5,092.00		5,092.00
Total for Funds 31400, Func 0000 and Revenue accounts		5,092.00	5,092.00	7,347.62	2,255.62-
Funds 31700 - CapImprvmtsSB-9, Func 0000 - None					
31700- 0000- 43202- 0000- 068004- 0000- 00000	StFlowThruGrant			7,766.63	7,766.63-
31700- 0000- 43204- 0000- 068004- 0000- 00000	PriorYearBalnce	976.00	976.00		976.00
Total for Funds 31700, Func 0000 and Revenue accounts		976.00	976.00	7,766.63	6,790.63-
Funds 31703 - CapImprvsSB9Loc, Func 0000 - None					

Selection Grouped by Account Type, Filtered by User Permissions, (Org = 180, Online/Offline = N, Period = 2, UnPosted JEs? = N, Assets and Liabilities? = N, Restricted Accts? = Y, Objct = 4, Obj Digits = 0, Page Break Lvl =)

Balances through 08/31/2021				Fiscal Year 2021/22	
Funds- Func- Obj ct - Pr gm- Locat n- JbCl - Opt nl	Description	Adopted Budget	Revised Budget	Revenue	Account Balance
Funds 31703 - CapImprvsSB9Loc, Func 0000 - None					
31703- 0000- 43202- 0000- 068004- 0000- 00000	StFlowThruGrant	9,608.00	9,608.00		9,608.00
Total for Funds 31703, Func 0000 and Revenue accounts		9,608.00	9,608.00	.00	9,608.00
Total for Org 180 - Rio Gallinas School for Ecology and the Arts		1,043,342.00	1,043,342.00	193,061.58	850,280.42

Actuals Expenditures



Salary & Benefits	\$59,108.44	51.2%
Purch Prof & Tech Serv	\$8,067.08	7.0%
Purch Prop Services	\$4,486.75	3.9%
Other Services	\$11,527.18	10.0%
Supplies	\$23,624.59	20.5%
Property	\$8,625.41	7.5%
Debt Service	\$0.00	0.0%
Total:	\$115,439.45	100.0%

Balances through 08/31/2021						Fiscal Year 2021/22
Funds- Func- Obj ct - Pr gm- Locat n- JbCl - Opt nl	Description	Adopted Budget	Revised Budget	Encumbered	Expenditure	Account Balance
Funds 11000 - Operational, Func 1000 - Instruction						
11000- 1000- 51100- 1010- 068004- 1411- 00000	SalariesExpense,Teachers	197,034.00	197,034.00	218,095.20	9,482.40	30,543.60-
11000- 1000- 51100- 1010- 068004- 1711- 00000	SalariesExpense,InstAssts	20,068.00	20,068.00	38,572.38	1,361.21	19,865.59-
11000- 1000- 51100- 2000- 068004- 1412- 00000	SalariesExpense,Teachers	23,227.00	23,227.00	19,933.41	866.67	2,426.92
11000- 1000- 51100- 2000- 068004- 1712- 00000	SalariesExpense,InstAssts			12,857.69	453.75	13,311.44-
11000- 1000- 51100- 4025- 068004- 1412- 00000	SalariesExpense,Teachers	62,424.00	62,424.00			62,424.00
11000- 1000- 51300- 1010- 068004- 1711- 00000	AddtnlCompenstrn,InstAssts	2,000.00	2,000.00	1,916.82	83.34	.16-
11000- 1000- 52111- 1010- 068004- 0000- 00000	EducRetirement	33,199.00	33,199.00	39,175.44	1,655.43	7,631.87-
11000- 1000- 52111- 2000- 068004- 0000- 00000	EducRetirement	3,519.00	3,519.00	4,967.77	200.03	1,648.80-
11000- 1000- 52111- 4025- 068004- 0000- 00000	EducRetirement	9,458.00	9,458.00			9,458.00
11000- 1000- 52112- 1010- 068004- 0000- 00000	ERARetireeHlth	4,385.00	4,385.00	5,171.78	218.54	1,005.32-
11000- 1000- 52112- 2000- 068004- 0000- 00000	ERARetireeHlth	465.00	465.00	655.73	26.41	217.14-
11000- 1000- 52112- 4025- 068004- 0000- 00000	ERARetireeHlth	1,249.00	1,249.00			1,249.00
11000- 1000- 52210- 1010- 068004- 0000- 00000	FICA Payments	13,587.00	13,587.00	14,974.61	633.80	2,021.41-
11000- 1000- 52210- 2000- 068004- 0000- 00000	FICA Payments	1,441.00	1,441.00	1,833.10	73.65	465.75-
11000- 1000- 52210- 4025- 068004- 0000- 00000	FICA Payments	3,871.00	3,871.00			3,871.00
11000- 1000- 52220- 1010- 068004- 0000- 00000	MedicarePaymnts	3,181.00	3,181.00	3,502.21	148.21	469.42-
11000- 1000- 52220- 2000- 068004- 0000- 00000	MedicarePaymnts	337.00	337.00	428.95	17.24	109.19-
11000- 1000- 52220- 4025- 068004- 0000- 00000	MedicarePaymnts	906.00	906.00			906.00
11000- 1000- 52311- 0000- 068004- 0000- 00000	Hth&MedPremiums				2,828.09	2,828.09-
11000- 1000- 52311- 1010- 068004- 0000- 00000	Hth&MedPremiums	11,831.00	11,831.00	27,908.66	3,060.00-	13,017.66-
11000- 1000- 52311- 2000- 068004- 0000- 00000	Hth&MedPremiums	3,070.00	3,070.00	5,963.44	244.61	3,138.05-
11000- 1000- 52311- 4025- 068004- 0000- 00000	Hth&MedPremiums	4,459.00	4,459.00			4,459.00
11000- 1000- 52312- 0000- 068004- 0000- 00000	Life				24.83	24.83-
11000- 1000- 52312- 1010- 068004- 0000- 00000	Life	297.00	297.00	229.68	14.10	53.22
11000- 1000- 52312- 2000- 068004- 0000- 00000	Life	26.00	26.00	39.60	3.30	16.90-
11000- 1000- 52312- 4025- 068004- 0000- 00000	Life	114.00	114.00			114.00
11000- 1000- 52313- 0000- 068004- 0000- 00000	Dental				446.70	446.70-
11000- 1000- 52313- 1010- 068004- 0000- 00000	Dental	966.00	966.00	1,600.11	185.43-	448.68-
11000- 1000- 52313- 2000- 068004- 0000- 00000	Dental	89.00	89.00	221.72	9.64	142.36-
11000- 1000- 52313- 4025- 068004- 0000- 00000	Dental	206.00	206.00			206.00
11000- 1000- 52314- 0000- 068004- 0000- 00000	Vision				39.63	39.63-
11000- 1000- 52314- 1010- 068004- 0000- 00000	Vision	212.00	212.00	247.25	38.63-	3.38
11000- 1000- 52314- 2000- 068004- 0000- 00000	Vision	21.00	21.00	42.78	1.86	23.64-
11000- 1000- 52315- 0000- 068004- 0000- 00000	Disability				83.36	83.36-
11000- 1000- 52315- 1010- 068004- 0000- 00000	Disability	145.00	145.00	138.35	172.16-	178.81
11000- 1000- 52315- 2000- 068004- 0000- 00000	Disability	80.00	80.00			80.00

Selection Grouped by Account Type, Filtered by User Permissions, (Org = 180, Online/Offline = N, Period = 2, UnPosted JEs? = N, Assets and Liabilities? = N, Restricted Accts? = Y, Objct = 5, Obj Digits = 0, Page Break Lvl =)

Balances through 08/31/2021						Fiscal Year 2021/22	
Funds- Func- Obj ct - Pr gm- Locat n- JbCl - Opt nl	Description	Adopted Budget	Revised Budget	Encumbered	Expenditure	Account Balance	
Funds 11000 - Operational, Func 1000 - Instruction (continued)							
11000- 1000- 52500- 1010- 068004- 0000- 00000	UnemploymntComp	468.00	468.00			468.00	
11000- 1000- 52500- 2000- 068004- 0000- 00000	UnemploymntComp	41.00	41.00			41.00	
11000- 1000- 52500- 4025- 068004- 0000- 00000	UnemploymntComp	180.00	180.00			180.00	
11000- 1000- 52710- 0000- 068004- 0000- 00000	WorkersCompPrem				5,112.00	5,112.00-	
11000- 1000- 52710- 1010- 068004- 0000- 00000	WorkersCompPrem	3,670.00	3,670.00			3,670.00	
11000- 1000- 52710- 2000- 068004- 0000- 00000	WorkersCompPrem	393.00	393.00			393.00	
11000- 1000- 52710- 4025- 068004- 0000- 00000	WorkersCompPrem	1,055.00	1,055.00			1,055.00	
11000- 1000- 52720- 1010- 068004- 0000- 00000	WorkrsCompERFee	52.00	52.00	66.64		14.64-	
11000- 1000- 52720- 2000- 068004- 0000- 00000	WorkrsCompERFee	5.00	5.00	11.56		6.56-	
11000- 1000- 52720- 4025- 068004- 0000- 00000	WorkrsCompERFee	20.00	20.00			20.00	
11000- 1000- 53330- 1010- 068004- 0000- 00000	ProfessDevelop	2,500.00	2,500.00			2,500.00	
11000- 1000- 54630- 1010- 068004- 0000- 00000	RentalCompEqpmt	4,600.00	4,600.00	4,285.18	314.82		
11000- 1000- 55817- 1010- 068004- 0000- 00000	Student Travel	500.00	500.00			500.00	
11000- 1000- 55915- 1010- 068004- 0000- 00000	OthContractSvcs	2,000.00	2,000.00	1,863.11	136.89		
11000- 1000- 55915- 1020- 068004- 0000- 00000	OthContractSvcs	18,900.00	18,900.00	13,810.31	189.69	4,900.00	
11000- 1000- 56112- 1010- 068004- 0000- 00000	Other Textbooks	9,998.00	9,998.00	9,081.33	3,700.75	2,784.08-	
11000- 1000- 56118- 1010- 068004- 0000- 00000	GenSuppliesMats	4,999.00	4,999.00	.02	1,055.72	3,943.26	
11000- 1000- 56118- 1020- 068004- 0000- 00000	GenSuppliesMats	700.00	700.00	324.88		375.12	
11000- 1000- 57331- 1010- 068004- 0000- 00000	FixedAssets>\$5k	224,944.00	224,944.00			224,944.00	
11000- 1000- 57332- 1020- 068004- 0000- 00000	SupplAssets<\$5k				669.41	669.41-	
Total for Func 1000 and Expense accounts		676,892.00	676,892.00	427,919.71	26,639.86	222,332.43	
Funds 11000 - Operational, Func 2100 - SuppSvcsStudnts							
11000- 2100- 51100- 0000- 068004- 1218- 00000	SalariesExpense,Sch/Stude			69,000.00	3,000.00	72,000.00-	
11000- 2100- 51100- 0000- 068004- 1511- 00000	SalariesExpense,Data Proc	19,793.00	19,793.00	18,791.74	1,708.34	707.08-	
11000- 2100- 51100- 2000- 068004- 1211- 00000	SalariesExpense,Coord/Sub	23,250.00	23,250.00			23,250.00	
11000- 2100- 51300- 1010- 068004- 1211- 00000	AddtnlCompenstn,Coord/Sub			1,437.50	62.50	1,500.00-	
11000- 2100- 51300- 2000- 068004- 1211- 00000	AddtnlCompenstn,Coord/Sub	6,000.00	6,000.00			6,000.00	
11000- 2100- 52111- 0000- 068004- 0000- 00000	EducRetirement	2,999.00	2,999.00	13,300.52	713.32	11,014.84-	
11000- 2100- 52111- 1010- 068004- 0000- 00000	EducRetirement			217.58	9.47	227.05-	
11000- 2100- 52111- 2000- 068004- 0000- 00000	EducRetirement	4,433.00	4,433.00			4,433.00	
11000- 2100- 52112- 0000- 068004- 0000- 00000	ERARetireeHlth	396.00	396.00	1,755.76	94.16	1,453.92-	
11000- 2100- 52112- 1010- 068004- 0000- 00000	ERARetireeHlth			28.75	1.25	30.00-	
11000- 2100- 52112- 2000- 068004- 0000- 00000	ERARetireeHlth	585.00	585.00			585.00	
11000- 2100- 52210- 0000- 068004- 0000- 00000	FICA Payments	1,228.00	1,228.00	5,142.05	279.25	4,193.30-	
11000- 2100- 52210- 1010- 068004- 0000- 00000	FICA Payments			89.24	3.87	93.11-	
11000- 2100- 52210- 2000- 068004- 0000- 00000	FICA Payments	1,814.00	1,814.00			1,814.00	

Selection Grouped by Account Type, Filtered by User Permissions, (Org = 180, Online/Offline = N, Period = 2, UnPosted JEs? = N, Assets and Liabilities? = N, Restricted Accts? = Y, Objct = 5, Obj Digits = 0, Page Break Lvl =)

Balances through 08/31/2021 **Fiscal Year 2021/22**

Funds- Func- Obj ct - Pr gm- Locat n- Jb Cl - Opt nl	Description	Adopted Budget	Revised Budget	Encumbered	Expenditure	Account Balance
Funds 11000 - Operational, Func 2100 - Supp Svcs Studnts (continued)						
11000- 2100- 52220- 0000- 068004- 0000- 00000	MedicarePaymnts	287.00	287.00	1,202.70	65.32	981.02-
11000- 2100- 52220- 1010- 068004- 0000- 00000	MedicarePaymnts			20.93	.90	21.83-
11000- 2100- 52220- 2000- 068004- 0000- 00000	MedicarePaymnts	426.00	426.00			426.00
11000- 2100- 52311- 0000- 068004- 0000- 00000	Hth&MedPremiums			6,773.04	284.25	7,057.29-
11000- 2100- 52311- 2000- 068004- 0000- 00000	Hth&MedPremiums	3,070.00	3,070.00			3,070.00
11000- 2100- 52312- 0000- 068004- 0000- 00000	Life	29.00	29.00	46.20	3.96	21.16-
11000- 2100- 52312- 2000- 068004- 0000- 00000	Life	26.00	26.00			26.00
11000- 2100- 52313- 0000- 068004- 0000- 00000	Dental			188.14	8.18	196.32-
11000- 2100- 52313- 2000- 068004- 0000- 00000	Dental	89.00	89.00			89.00
11000- 2100- 52314- 0000- 068004- 0000- 00000	Vision			43.24	1.88	45.12-
11000- 2100- 52314- 2000- 068004- 0000- 00000	Vision	21.00	21.00			21.00
11000- 2100- 52315- 0000- 068004- 0000- 00000	Disability	68.00	68.00	231.54	13.02	176.56-
11000- 2100- 52315- 2000- 068004- 0000- 00000	Disability	80.00	80.00			80.00
11000- 2100- 52500- 0000- 068004- 0000- 00000	UnemploymntComp	45.00	45.00			45.00
11000- 2100- 52500- 2000- 068004- 0000- 00000	UnemploymntComp	41.00	41.00			41.00
11000- 2100- 52710- 0000- 068004- 0000- 00000	WorkersCompPrem	335.00	335.00		728.00	393.00-
11000- 2100- 52710- 2000- 068004- 0000- 00000	WorkersCompPrem	393.00	393.00			393.00
11000- 2100- 52720- 0000- 068004- 0000- 00000	WorkrsCompERFee	5.00	5.00	13.80		8.80-
11000- 2100- 52720- 2000- 068004- 0000- 00000	WorkrsCompERFee	5.00	5.00			5.00
11000- 2100- 53211- 2000- 068004- 0000- 00000	DiagsContracted	9,500.00	9,500.00	9,500.00		
11000- 2100- 53215- 2000- 068004- 0000- 00000	PsycholgtsCont	15,000.00	15,000.00	15,000.00		
11000- 2100- 53330- 2000- 068004- 0000- 00000	ProfessDevelop	500.00	500.00			500.00
11000- 2100- 55813- 2000- 068004- 0000- 00000	EmpTravNonTeach	1,500.00	1,500.00			1,500.00
11000- 2100- 56118- 2000- 068004- 0000- 00000	GenSuppliesMats	500.00	500.00			500.00
Total for Func 2100 and Expense accounts		92,418.00	92,418.00	142,782.73	6,977.67	57,342.40-

Funds 11000 - Operational, Func 2200 - Suppt Svcs Inst						
11000- 2200- 51100- 0000- 068004- 1211- 00000	SalariesExpense,Coord/Sub	5,172.00	5,172.00			5,172.00
11000- 2200- 52111- 0000- 068004- 0000- 00000	EducRetirement	784.00	784.00			784.00
11000- 2200- 52112- 0000- 068004- 0000- 00000	ERARetireeHlth	104.00	104.00			104.00
11000- 2200- 52210- 0000- 068004- 0000- 00000	FICA Payments	321.00	321.00			321.00
11000- 2200- 52220- 0000- 068004- 0000- 00000	MedicarePaymnts	75.00	75.00			75.00
11000- 2200- 52311- 0000- 068004- 0000- 00000	Hth&MedPremiums	683.00	683.00			683.00
11000- 2200- 52312- 0000- 068004- 0000- 00000	Life	6.00	6.00			6.00
11000- 2200- 52313- 0000- 068004- 0000- 00000	Dental	20.00	20.00			20.00
11000- 2200- 52314- 0000- 068004- 0000- 00000	Vision	5.00	5.00			5.00
11000- 2200- 52315- 0000- 068004- 0000- 00000	Disability	18.00	18.00			18.00

Selection Grouped by Account Type, Filtered by User Permissions, (Org = 180, Online/Offline = N, Period = 2, UnPosted JEs? = N, Assets and Liabilities? = N, Restricted Accts? = Y, Objct = 5, Obj Digits = 0, Page Break Lvl =)



Balances through 08/31/2021						Fiscal Year 2021/22
Funds- Func- Obj ct - Pr gm- Locat n- Jb Cl - Opt nl	Description	Adopted Budget	Revised Budget	Encumbered	Expenditure	Account Balance
Funds 11000 - Operational, Func 2200 - Suppt Svcs Inst (continued)						
11000- 2200- 52500- 0000- 068004- 0000- 00000	UnemploymntComp	9.00	9.00			9.00
11000- 2200- 52710- 0000- 068004- 0000- 00000	WorkersCompPrem	88.00	88.00		88.00	
11000- 2200- 52720- 0000- 068004- 0000- 00000	WorkrsCompERFee	1.00	1.00			1.00
11000- 2200- 56118- 0000- 068004- 0000- 00000	GenSuppliesMats	1,000.00	1,000.00			1,000.00
Total for Func 2200 and Expense accounts		8,286.00	8,286.00	.00	88.00	8,198.00
Funds 11000 - Operational, Func 2300 - SupptSvcs-Admin						
11000- 2300- 51100- 0000- 068004- 1111- 00000	SalariesExpense,Superinte	104,424.00	104,424.00	87,020.00	17,404.00	
11000- 2300- 51300- 0000- 068004- 1217- 00000	AddtnlCompenstn,Sec/Crcl/			1,833.26	166.66	1,999.92-
11000- 2300- 52111- 0000- 068004- 0000- 00000	EducRetirement	15,821.00	15,821.00	13,461.24	2,661.96	302.20-
11000- 2300- 52112- 0000- 068004- 0000- 00000	ERARetireeHlth	2,089.00	2,089.00	1,777.14	351.42	39.56-
11000- 2300- 52210- 0000- 068004- 0000- 00000	FICA Payments	6,475.00	6,475.00	5,337.54	1,065.05	72.41
11000- 2300- 52220- 0000- 068004- 0000- 00000	MedicarePaymnts	1,515.00	1,515.00	1,248.22	249.08	17.70
11000- 2300- 52311- 0000- 068004- 0000- 00000	Hth&MedPremiums	4,459.00	4,459.00	3,938.20	557.31	36.51-
11000- 2300- 52312- 0000- 068004- 0000- 00000	Life	57.00	57.00	26.40	5.28	25.32
11000- 2300- 52313- 0000- 068004- 0000- 00000	Dental	206.00	206.00	171.60	25.74	8.66
11000- 2300- 52314- 0000- 068004- 0000- 00000	Vision	46.00	46.00	37.60	5.64	2.76
11000- 2300- 52315- 0000- 068004- 0000- 00000	Disability	314.00	314.00	261.00	39.15	13.85
11000- 2300- 52500- 0000- 068004- 0000- 00000	UnemploymntComp	90.00	90.00			90.00
11000- 2300- 52710- 0000- 068004- 0000- 00000	WorkersCompPrem	1,764.00	1,764.00		1,764.00	
11000- 2300- 52720- 0000- 068004- 0000- 00000	WorkrsCompERFee	10.00	10.00	9.20		.80
11000- 2300- 53411- 0000- 068004- 0000- 00000	Auditing	8,500.00	8,500.00	8,500.00		
11000- 2300- 53413- 0000- 068004- 0000- 00000	Legal	5,000.00	5,000.00	5,000.00		
11000- 2300- 55400- 0000- 068004- 0000- 00000	Advertising			800.00		800.00-
11000- 2300- 55811- 0000- 068004- 0000- 00000	Board Travel	500.00	500.00			500.00
11000- 2300- 55812- 0000- 068004- 0000- 00000	Board Training	1,500.00	1,500.00			1,500.00
Total for Func 2300 and Expense accounts		152,770.00	152,770.00	129,421.40	24,295.29	946.69-
Funds 11000 - Operational, Func 2400 - SupSvcsSchAdmin						
11000- 2400- 51100- 0000- 068004- 1217- 00000	SalariesExpense,Sec/Crcl/	19,793.00	19,793.00	18,791.74	1,708.34	707.08-
11000- 2400- 51300- 0000- 068004- 1114- 00000	AddtnlCompenstn,AdminAssi				240.00	240.00-
11000- 2400- 51300- 0000- 068004- 1217- 00000	AddtnlCompenstn,Sec/Crcl/	2,000.00	2,000.00			2,000.00
11000- 2400- 52111- 0000- 068004- 0000- 00000	EducRetirement	3,302.00	3,302.00	2,847.02	295.18	159.80
11000- 2400- 52112- 0000- 068004- 0000- 00000	ERARetireeHlth	436.00	436.00	375.76	38.96	21.28
11000- 2400- 52210- 0000- 068004- 0000- 00000	FICA Payments	1,352.00	1,352.00	1,165.12	120.80	66.08
11000- 2400- 52220- 0000- 068004- 0000- 00000	MedicarePaymnts	316.00	316.00	272.58	28.26	15.16
11000- 2400- 52312- 0000- 068004- 0000- 00000	Life	29.00	29.00	14.52	1.32	13.16
11000- 2400- 52315- 0000- 068004- 0000- 00000	Disability	68.00	68.00	62.26	5.66	.08

Selection Grouped by Account Type, Filtered by User Permissions, (Org = 180, Online/Offline = N, Period = 2, UnPosted JEs? = N, Assets and Liabilities? = N, Restricted Accts? = Y, Objct = 5, Obj Digits = 0, Page Break Lvl =)

Balances through 08/31/2021						Fiscal Year 2021/22
Funds- Func- Obj ct - Pr gm- Locat n- Jb Cl - Opt nl	Description	Adopted Budget	Revised Budget	Encumbered	Expenditure	Account Balance
Funds 11000 - Operational, Func 2400 - SupSvcsSchAdmin (continued)						
11000- 2400- 52500- 0000- 068004- 0000- 00000	UnemploymntComp	45.00	45.00			45.00
11000- 2400- 52710- 0000- 068004- 0000- 00000	WorkersCompPrem	335.00	335.00		335.00	
11000- 2400- 52720- 0000- 068004- 0000- 00000	WorkrsCompERFee	5.00	5.00	4.60		.40
11000- 2400- 53414- 0000- 068004- 0000- 00000	OthProfTechSvcs	1,700.00	1,700.00	1,700.00		
11000- 2400- 53711- 0000- 068004- 0000- 00000	Other Charges				350.00	350.00-
11000- 2400- 55813- 0000- 068004- 0000- 00000	EmpTravNonTeach	1,000.00	1,000.00			1,000.00
11000- 2400- 56118- 0000- 068004- 0000- 00000	GenSuppliesMats	750.00	750.00		202.75	547.25
Total for Func 2400 and Expense accounts		31,131.00	31,131.00	25,233.60	3,326.27	2,571.13
Funds 11000 - Operational, Func 2500 - Central Svcs						
11000- 2500- 53414- 0000- 068004- 0000- 00000	OthProfTechSvcs	78,541.00	78,541.00	82,680.79	6,890.06	11,029.85-
11000- 2500- 53711- 0000- 068004- 0000- 00000	Other Charges				220.00	220.00-
11000- 2500- 55915- 0000- 068004- 0000- 00000	OthContractSvcs			44.00		44.00-
11000- 2500- 56113- 0000- 068004- 0000- 00000	Software	17,370.00	17,370.00	440.00	17,260.00	330.00-
11000- 2500- 56118- 0000- 068004- 0000- 00000	GenSuppliesMats	500.00	500.00			500.00
Total for Func 2500 and Expense accounts		96,411.00	96,411.00	83,164.79	24,370.06	11,123.85-
Funds 11000 - Operational, Func 2600 - Op&MaintofPlant						
11000- 2600- 51100- 0000- 068004- 1615- 00000	SalariesExpense,Custodial	24,600.00	24,600.00	19,950.00	1,470.00	3,180.00
11000- 2600- 52111- 0000- 068004- 0000- 00000	EducRetirement	3,727.00	3,727.00	3,022.45	222.71	481.84
11000- 2600- 52112- 0000- 068004- 0000- 00000	ERARetireeHlth	492.00	492.00	399.00	29.40	63.60
11000- 2600- 52210- 0000- 068004- 0000- 00000	FICA Payments	1,526.00	1,526.00	1,236.90	91.14	197.96
11000- 2600- 52220- 0000- 068004- 0000- 00000	MedicarePaymnts	357.00	357.00	289.32	21.32	46.36
11000- 2600- 52311- 0000- 068004- 0000- 00000	Hth&MedPremiums	15,605.00	15,605.00			15,605.00
11000- 2600- 52312- 0000- 068004- 0000- 00000	Life	57.00	57.00	29.04	2.64	25.32
11000- 2600- 52313- 0000- 068004- 0000- 00000	Dental	386.00	386.00			386.00
11000- 2600- 52314- 0000- 068004- 0000- 00000	Vision	128.00	128.00			128.00
11000- 2600- 52315- 0000- 068004- 0000- 00000	Disability	360.00	360.00			360.00
11000- 2600- 52500- 0000- 068004- 0000- 00000	UnemploymntComp	90.00	90.00			90.00
11000- 2600- 52710- 0000- 068004- 0000- 00000	WorkersCompPrem	416.00	416.00		416.00	
11000- 2600- 52720- 0000- 068004- 0000- 00000	WorkrsCompERFee	10.00	10.00	9.20		.80
11000- 2600- 54311- 0000- 068004- 0000- 00000	MntRepFrnFixEqp	2,000.00	2,000.00			2,000.00
11000- 2600- 54312- 0000- 068004- 0000- 00000	MntRepBlgsGrnds	1,000.00	1,000.00			1,000.00
11000- 2600- 54411- 0000- 068004- 0000- 00000	Electricity	7,000.00	7,000.00	9,234.21	205.97	2,440.18-
11000- 2600- 54412- 0000- 068004- 0000- 00000	NatGasBuildings	9,500.00	9,500.00	10,860.82	672.27	2,033.09-
11000- 2600- 54415- 0000- 068004- 0000- 00000	Water/Sewage	14,000.00	14,000.00	18,123.24	1,808.96	5,932.20-
11000- 2600- 54416- 0000- 068004- 0000- 00000	CommunicatnSvcs	8,445.00	8,445.00	7,934.02	1,062.22	551.24-
11000- 2600- 54610- 0000- 068004- 0000- 00000	RentILandBldngs	3,019.00	3,019.00	40,000.00		36,981.00-

Selection Grouped by Account Type, Filtered by User Permissions, (Org = 180, Online/Offline = N, Period = 2, UnPosted JEs? = N, Assets and Liabilities? = N, Restricted Accts? = Y, Objct = 5, Obj Digits = 0, Page Break Lvl =)

Balances through 08/31/2021						Fiscal Year 2021/22	
Funds- Func- Obj ct - Pr gm- Locat n- JbCl - Opt nl	Description	Adopted Budget	Revised Budget	Encumbered	Expenditure	Account Balance	
Funds 11000 - Operational, Func 2600 - Op&MaintofPlant (continued)							
11000-2600-55200-0000-068004-0000-00000	PropertyLiablns	9,268.00	9,268.00		9,274.00	6.00-	
11000-2600-55915-0000-068004-0000-00000	OthContractSvcs	11,946.00	11,946.00			11,946.00	
11000-2600-56118-0000-068004-0000-00000	GenSuppliesMats	2,204.00	2,204.00			2,204.00	
11000-2600-57332-0000-068004-0000-00000	SupplAssets<\$5k	500.00	500.00			500.00	
Total for Func 2600 and Expense accounts		116,636.00	116,636.00	111,088.20	15,276.63	9,728.83-	
Funds 11000 - Operational, Func 2700 - StudentTranspntn							
11000-2700-54314-0000-068004-0000-00000	MntRepBuses	2,500.00	2,500.00	4,650.00		2,150.00-	
11000-2700-55200-0000-068004-0000-00000	PropertyLiablns	1,622.00	1,622.00		1,628.00	6.00-	
11000-2700-56211-0000-068004-0000-00000	Gasoline	1,000.00	1,000.00	1,000.00			
Total for Func 2700 and Expense accounts		5,122.00	5,122.00	5,650.00	1,628.00	2,156.00-	
Funds 11000 - Operational, Func 2900 - Oth Suppt Svcs							
11000-2900-58219-0000-068004-0000-00000	PayStMtcMedcad	1,000.00	1,000.00			1,000.00	
Total for Func 2900 and Expense accounts		1,000.00	1,000.00	.00	.00	1,000.00	
Funds 11000 - Operational, Func 3100 - FoodSvcsOpertns							
11000-3100-51300-0000-068004-1617-00000	AddtnlCompenstrn,Food Serv	2,000.00	2,000.00	1,916.59	83.33	.08	
11000-3100-52111-0000-068004-0000-00000	EducRetirement	303.00	303.00	290.49	12.63	.12-	
11000-3100-52112-0000-068004-0000-00000	ERARetireeHlth	40.00	40.00	38.41	1.67	.08-	
11000-3100-52210-0000-068004-0000-00000	FICA Payments	124.00	124.00	118.91	5.17	.08-	
11000-3100-52220-0000-068004-0000-00000	MedicarePaymnts	29.00	29.00	27.83	1.21	.04-	
Total for Func 3100 and Expense accounts		2,496.00	2,496.00	2,392.23	104.01	.24-	
Total for Funds 11000		1,183,162.00	1,183,162.00	927,652.66	102,705.79	152,803.55	
Funds 14000 - TotlnsMatSubFnd, Func 1000 - Instruction							
14000-1000-56108-1020-068004-0000-00000	InsMatCR50%Othr			1,946.58		1,946.58-	
14000-1000-56113-1010-068004-0000-00000	Software			507.50		507.50-	
Total for Funds 14000, Func 1000 and Expense accounts		.00	.00	2,454.08	.00	2,454.08-	
Funds 21000 - Food Svcs, Func 3100 - FoodSvcsOpertns							
21000-3100-56118-0000-068004-0000-00000	GenSuppliesMats	1,805.00	1,805.00			1,805.00	
Total for Funds 21000, Func 3100 and Expense accounts		1,805.00	1,805.00	.00	.00	1,805.00	
Funds 23000 - StudentActivity, Func 1000 - Instruction							
23000-1000-55915-1010-068004-0000-00000	OthContractSvcs	4,260.00	4,260.00	150.00		4,110.00	
23000-1000-56118-1010-068004-0000-00000	GenSuppliesMats	3,130.00	3,130.00			3,130.00	
Total for Funds 23000, Func 1000 and Expense accounts		7,390.00	7,390.00	150.00	.00	7,240.00	
Funds 24101 - Title I - IASA, Func 1000 - Instruction							
24101-1000-51100-1010-068004-1411-00000	SalariesExpense,Teachers			19,166.82	833.34	20,000.16-	

Selection Grouped by Account Type, Filtered by User Permissions, (Org = 180, Online/Offline = N, Period = 2, UnPosted JEs? = N, Assets and Liabilities? = N, Restricted Accts? = Y, Objct = 5, Obj Digits = 0, Page Break Lvl =)

Balances through 08/31/2021 **Fiscal Year 2021/22**

Funds- Func- Obj ct - Pr gm- Locat n- Jb Cl - Opt nl	Description	Adopted Budget	Revised Budget	Encumbered	Expenditure	Account Balance
Funds 24101 - Title I - IASA, Func 1000 - Instruction (continued)						
24101- 1000- 51100- 1010- 068004- 1711- 00000	SalariesExpense,InstAssts	14,549.00	14,549.00			14,549.00
24101- 1000- 52111- 0000- 068004- 0000- 00000	EducRetirement	2,205.00	2,205.00			2,205.00
24101- 1000- 52112- 0000- 068004- 0000- 00000	ERARetireeHlth	291.00	291.00			291.00
24101- 1000- 52210- 0000- 068004- 0000- 00000	FICA Payments	903.00	903.00			903.00
24101- 1000- 52210- 1010- 068004- 0000- 00000	FICA Payments			1,188.41	51.67	1,240.08-
24101- 1000- 52220- 0000- 068004- 0000- 00000	MedicarePaymnts	211.00	211.00			211.00
24101- 1000- 52220- 1010- 068004- 0000- 00000	MedicarePaymnts			277.84	12.08	289.92-
24101- 1000- 52311- 0000- 068004- 0000- 00000	Hth&MedPremiums	11,652.00	11,652.00		1,746.58	9,905.42
24101- 1000- 52311- 1010- 068004- 0000- 00000	Hth&MedPremiums				2,600.82-	2,600.82
24101- 1000- 52312- 0000- 068004- 0000- 00000	Life	46.00	46.00		2.57	43.43
24101- 1000- 52313- 0000- 068004- 0000- 00000	Dental	575.00	575.00		86.13	488.87
24101- 1000- 52313- 1010- 068004- 0000- 00000	Dental				128.31-	128.31
24101- 1000- 52314- 0000- 068004- 0000- 00000	Vision	71.00	71.00		10.58	60.42
24101- 1000- 52314- 1010- 068004- 0000- 00000	Vision				15.72-	15.72
24101- 1000- 52315- 0000- 068004- 0000- 00000	Disability				10.56-	10.56
24101- 1000- 52500- 0000- 068004- 0000- 00000	UnemploymntComp	72.00	72.00			72.00
24101- 1000- 52710- 0000- 068004- 0000- 00000	WorkersCompPrem	246.00	246.00		246.00	
24101- 1000- 52720- 0000- 068004- 0000- 00000	WorkrsCompERFee	8.00	8.00			8.00
24101- 1000- 52720- 1010- 068004- 0000- 00000	WorkrsCompERFee			9.20		9.20-
24101- 1000- 56118- 1010- 068004- 0000- 00000	GenSuppliesMats	171.00	171.00			171.00
Total for Funds 24101, Func 1000 and Expense accounts		31,000.00	31,000.00	20,642.27	233.54	10,124.19

Funds 24106 - IDEABEntitlemnt, Func 1000 - Instruction						
24106- 1000- 51100- 2000- 068004- 1412- 00000	SalariesExpense,Teachers			19,933.41	866.67	20,800.08-
24106- 1000- 51100- 2000- 068004- 1712- 00000	SalariesExpense,InstAssts	25,485.00	25,485.00			25,485.00
24106- 1000- 52111- 0000- 068004- 0000- 00000	EducRetirement	2,887.00	2,887.00			2,887.00
24106- 1000- 52111- 2000- 068004- 0000- 00000	EducRetirement			3,019.90	131.30	3,151.20-
24106- 1000- 52112- 0000- 068004- 0000- 00000	ERARetireeHlth	381.00	381.00			381.00
24106- 1000- 52112- 2000- 068004- 0000- 00000	ERARetireeHlth			398.82	17.34	416.16-
24106- 1000- 52210- 0000- 068004- 0000- 00000	FICA Payments	1,182.00	1,182.00			1,182.00
24106- 1000- 52210- 2000- 068004- 0000- 00000	FICA Payments			1,139.19	49.76	1,188.95-
24106- 1000- 52220- 0000- 068004- 0000- 00000	MedicarePaymnts	277.00	277.00			277.00
24106- 1000- 52220- 2000- 068004- 0000- 00000	MedicarePaymnts			266.34	11.64	277.98-
24106- 1000- 52311- 2000- 068004- 0000- 00000	Hth&MedPremiums			2,264.35	92.88	2,357.23-
24106- 1000- 52312- 0000- 068004- 0000- 00000	Life	57.00	57.00		2.67	54.33
24106- 1000- 52312- 2000- 068004- 0000- 00000	Life			15.84	1.32	17.16-

Selection Grouped by Account Type, Filtered by User Permissions, (Org = 180, Online/Offline = N, Period = 2, UnPosted JEs? = N, Assets and Liabilities? = N, Restricted Accts? = Y, Objct = 5, Obj Digits = 0, Page Break Lvl =)

Balances through 08/31/2021 **Fiscal Year 2021/22**

Funds- Func- Obj ct - Pr gm- Locat n- Jb Cl - Opt nl	Description	Adopted Budget	Revised Budget	Encumbered	Expenditure	Account Balance
Funds 24106 - IDEABEntitlemnt, Func 1000 - Instruction (continued)						
24106- 1000- 52313- 2000- 068004- 0000- 00000	Dental			49.22	2.14	51.36-
24106- 1000- 52314- 2000- 068004- 0000- 00000	Vision			21.62	.94	22.56-
24106- 1000- 52500- 0000- 068004- 0000- 00000	UnemploymntComp	90.00	90.00			90.00
24106- 1000- 52710- 0000- 068004- 0000- 00000	WorkersCompPrem	322.00	322.00		322.00	
24106- 1000- 52720- 0000- 068004- 0000- 00000	WorkrsCompERFee	10.00	10.00			10.00
24106- 1000- 52720- 2000- 068004- 0000- 00000	WorkrsCompERFee			4.60		4.60-
24106- 1000- 56118- 1010- 068004- 0000- 00000	GenSuppliesMats	5,038.00	5,038.00			5,038.00
Total for Funds 24106, Func 1000 and Expense accounts		35,729.00	35,729.00	27,113.29	1,498.66	7,117.05
Funds 24154 - TchPrinTrainRec, Func 1000 - Instruction						
24154- 1000- 53330- 1010- 068004- 0000- 00000	ProfessDevelop	4,000.00	4,000.00			4,000.00
Total for Func 1000 and Expense accounts		4,000.00	4,000.00	.00	.00	4,000.00
Funds 24154 - TchPrinTrainRec, Func 2400 - SupSvcsSchAdmin						
24154- 2400- 53330- 0000- 068004- 0000- 00000	ProfessDevelop	1,000.00	1,000.00			1,000.00
Total for Func 2400 and Expense accounts		1,000.00	1,000.00	.00	.00	1,000.00
Total for Funds 24154		5,000.00	5,000.00	.00	.00	5,000.00
Funds 24308 - CRRSA, ESSER II, Func 2600 - Op&MaintofPlant						
24308- 2600- 56118- 0000- 068004- 0000- 00000	GenSuppliesMats			8,264.99		8,264.99-
Total for Funds 24308, Func 2600 and Expense accounts		.00	.00	8,264.99	.00	8,264.99-
Funds 25153 - TitleXIX-3/21Yr, Func 1000 - Instruction						
25153- 1000- 55915- 1010- 068004- 0000- 00000	OthContractSvcs	7,938.00	7,938.00			7,938.00
Total for Func 1000 and Expense accounts		7,938.00	7,938.00	.00	.00	7,938.00
Funds 25153 - TitleXIX-3/21Yr, Func 2100 - SuppSvcsStudnts						
25153- 2100- 51300- 0000- 068004- 1217- 00000	AddnlCompenstr,Sec/Crcl/			2,750.00	250.00	3,000.00-
25153- 2100- 52111- 0000- 068004- 0000- 00000	EducRetirement			416.68	37.88	454.56-
25153- 2100- 52112- 0000- 068004- 0000- 00000	ERARetireeHlth			55.00	5.00	60.00-
25153- 2100- 52210- 0000- 068004- 0000- 00000	FICA Payments			170.28	15.48	185.76-
25153- 2100- 52220- 0000- 068004- 0000- 00000	MedicarePaymnts			39.60	3.60	43.20-
25153- 2100- 53212- 2000- 068004- 0000- 00000	SpeechThrpsCont	20,000.00	20,000.00	20,000.00		
25153- 2100- 53213- 2000- 068004- 0000- 00000	OccThrpstCont	9,508.00	9,508.00	9,508.00		
25153- 2100- 55813- 2000- 068004- 0000- 00000	EmpTravNonTeach	150.00	150.00			150.00
25153- 2100- 55915- 0000- 068004- 0000- 00000	OthContractSvcs			636.43	108.91	745.34-
Total for Func 2100 and Expense accounts		29,658.00	29,658.00	33,575.99	420.87	4,338.86-
Funds 25153 - TitleXIX-3/21Yr, Func 2500 - Central Svcs						
25153- 2500- 55914- 0000- 068004- 0000- 00000	CntrctsIntrAgcy	500.00	500.00			500.00

Selection Grouped by Account Type, Filtered by User Permissions, (Org = 180, Online/Offline = N, Period = 2, UnPosted JEs? = N, Assets and Liabilities? = N, Restricted Accts? = Y, Objct = 5, Obj Digits = 0, Page Break Lvl =)

Balances through 08/31/2021						Fiscal Year 2021/22
Funds- Func- Obj ct - Pr gm- Locat n- Jb Cl - Opt nl	Description	Adopted Budget	Revised Budget	Encumbered	Expenditure	Account Balance
Total for Func 2500 and Expense accounts		500.00	500.00	.00	.00	500.00
Total for Funds 25153		38,096.00	38,096.00	33,575.99	420.87	4,099.14
Funds 27107 - 2012GOBondsSB66, Func 2200 - Suppt Svcs Inst						
27107- 2200- 56114- 0000- 068004- 0000- 00000	LibraryAudioVis	4,783.00	4,783.00			4,783.00
Total for Funds 27107, Func 2200 and Expense accounts		4,783.00	4,783.00	.00	.00	4,783.00
Funds 27109 - PEDSafetySchls, Func 1000 - Instruction						
27109- 1000- 56110- 1010- 068004- 0000- 00000	InsMatCsh50%Oth			5,665.09		5,665.09-
27109- 1000- 56113- 1010- 068004- 0000- 00000	Software				572.99	572.99-
Total for Funds 27109, Func 1000 and Expense accounts		.00	.00	5,665.09	572.99	6,238.08-
Funds 29102 - PrivDirGrntsCat, Func 1000 - Instruction						
29102- 1000- 56118- 1010- 068004- 0000- 00000	GenSuppliesMats	957.00	957.00			957.00
Total for Funds 29102, Func 1000 and Expense accounts		957.00	957.00	.00	.00	957.00
Funds 31400 - SpcCapOutlaySt, Func 4000 - Capital Outay						
31400- 4000- 57331- 0000- 068004- 0000- 00000	FixedAssets>\$5k				7,956.00	7,956.00-
31400- 4000- 57332- 0000- 068004- 0000- 00000	SupplAssets<\$5k	5,092.00	5,092.00			5,092.00
Total for Funds 31400, Func 4000 and Expense accounts		5,092.00	5,092.00	.00	7,956.00	2,864.00-
Funds 31700 - CapImprvmtsSB-9, Func 4000 - Capital Outay						
31700- 4000- 57332- 0000- 068004- 0000- 00000	SupplAssets<\$5k	976.00	976.00			976.00
Total for Funds 31700, Func 4000 and Expense accounts		976.00	976.00	.00	.00	976.00
Funds 31703 - CapImprvsSB9Loc, Func 4000 - Capital Outay						
31703- 4000- 57332- 0000- 068004- 0000- 00000	SupplAssets<\$5k	17,723.00	17,723.00			17,723.00
Total for Funds 31703, Func 4000 and Expense accounts		17,723.00	17,723.00	.00	.00	17,723.00
Total for Org 180 - Rio Gallinas School for Ecology and the Arts		1,331,713.00	1,331,713.00	1,025,518.37	113,387.85	192,806.78

Statement Date 08/31/2021

Cash Object 11011

Status Posted

Journal Entry #

Bank Statement Ending Balance	447,351.68	Service Charge	0.00
Less: Uncleared Payments	13,766.09	Interest Earned	0.00
Add: Uncleared Deposits	0.00		
Add: Uncleared Other	0.00	Cleared Payments	68,138.63
Adjusted Bank Balance	433,585.59	Cleared Deposits	95,426.10
System Cash Balance	433,585.59	Cleared Other	0.00
Add: Unposted Charges and Interest	0.00		
Revised System Cash Balance	433,585.59	Submitted By	JPINEDA, 09/07/2021
Difference	0.00	Posted By	RRUNYAN, 09/07/2021

Uncleared Payments

Issued	Check #	Check Amount	Pay To Name	Vendor ID	Emp ID	Bank Acct
08/25/21	11586	1,144.27	Dalia I. Melendez Mendoza		000078	180MAIN
08/25/21	11588	889.41	Bank of America Purchase Card	000133		180MAIN
08/25/21	11589	11.14	City of Las Vegas	000019		180MAIN
08/25/21	11590	1.53	Cooperative Educational Srvcs	000086		180MAIN
08/25/21	11591	3,190.75	Great Minds PBC	010061		180MAIN
08/25/21	11593	572.99	Teacher Synergy,LLC	010036		180MAIN
08/25/21	11594	7,956.00	Visiplex, Inc.	010075		180MAIN
		13,766.09				

Cleared Payments

Issued	Check #	Check Amount	Cleared Amount	Difference	Cleared	Pay To Name	Vendor ID	Emp ID	Bank Acct
07/23/21	11563	17,260.00	17,260.00		08/31/21	ACES	000083		180MAIN
07/23/21	11565	531.11	531.11		08/31/21	Plateau Telecommunications Inc	000220		180MAIN
07/23/21	11566	451.71	451.71		08/31/21	Sharp Electronics Corporation	000202		180MAIN
07/30/21	11567	1,294.88	1,294.88		08/31/21	City of Las Vegas	000019		180MAIN
07/30/21	11568	350.00	350.00		08/31/21	NMASBO	000047		180MAIN
07/30/21	11569	1,094.63	1,094.63		08/31/21	Staples	000082		180MAIN
08/04/21	11570	6,890.06	6,890.06		08/31/21	ACES	000083		180MAIN
08/06/21	11571	1,179.51	1,179.51		08/31/21	EFTPS	900004		180MAIN
08/06/21	Batch 08/06/2021	2,686.22	2,686.22		08/31/21				180MAIN
08/09/21	11602	5,622.58	5,622.58		08/31/21	NMPSIA	900001		180MAIN
08/10/21	11574	348.36	348.36		08/31/21	Jacobo Griego		000076	180MAIN
08/10/21	11575	1,664.82	1,664.82		08/31/21	EFTPS	900004		180MAIN
08/10/21	11578	1,186.78	1,186.78		08/31/21	NM Educational RetirementBoard	900005		180MAIN
08/10/21	11582	137.73	137.73		08/31/21	NM RHC	900006		180MAIN
08/10/21	Batch 08/10/2021	4,029.44	4,029.44		08/31/21				180MAIN

Selection Grouped by Org, Cash Object, Statement Date - Sorted by Item date, Item #, (Org = 180, Cash Object IN ('11011'), Bank Statement Date = 8/31/2021, Uncleared Only? = No)



Statement Date 08/31/2021

Cash Object 11011

Status Posted

Journal Entry #

Cleared Payments (continued)

Issued	Check #	Check Amount	Cleared Amount	Difference	Cleared	Pay To Name	Vendor ID	Emp ID	Bank Acct
08/11/21	11576	205.97	205.97		08/31/21	PNM	000049		180MAIN
08/11/21	11577	163.84	163.84		08/31/21	Staples	000082		180MAIN
08/16/21	11583	159.52	159.52		08/31/21	NM Taxation/Revenue Department	900003		180MAIN
08/18/21	11579	1,175.21	1,175.21		08/31/21	City of Las Vegas	000019		180MAIN
08/18/21	11580	510.00	510.00		08/31/21	Great Minds PBC	010061		180MAIN
08/18/21	11581	531.11	531.11		08/31/21	Plateau Telecommunications Inc	000220		180MAIN
08/25/21	11584	1,135.29	1,135.29		08/31/21	Nicholas N. Casados		000077	180MAIN
08/25/21	11585	808.29	808.29		08/31/21	Jacobo Griego		000076	180MAIN
08/25/21	11587	5,312.97	5,312.97		08/31/21	EFTPS	900004		180MAIN
08/25/21	11592	189.69	189.69		08/31/21	Robin Brown	010078		180MAIN
08/25/21	Batch 08/25/2021	13,218.91	13,218.91		08/31/21				180MAIN
		68,138.63	68,138.63						





Cleared Deposits

Deposited	Deposit #	Deposit Amount	Cleared Amount	Difference	Cleared	Bank Acct
08/02/21	Batch 08/02/2021	17,354.27	17,354.27		08/31/21	180MAIN
08/11/21	Batch 08/11/2021	78,071.83	78,071.83		08/31/21	180MAIN
		95,426.10	95,426.10			

RETURN SERVICE REQUESTED

RIO GALLINAS SCHOOL FOR ECOLOGY AND THE
1107 MONTEZUMA ST
LAS VEGAS NM 87701-3519

Managing Your Accounts

	Branch Name	Southwest Capital Bank
	Customer Service	(505) 247-7922
	Mailing Address	P.O. Box 25127 Albuquerque, NM 87101
	Online Access	www.southwestcapital.com

Thank you for choosing Southwest Capital Bank as your Relationship Bank!

Summary of Accounts

Managing your Southwest Capital Bank accounts has never been easier. You can open a new account, make changes to your existing accounts, and monitor your account activity using our Online Banking or Mobile Banking Apps. Download our app today or visit us online at www.southwestcapital.com to learn more.

Account Type	Account Number	Ending Balance
Regular Public Checking	XXXXXXXX94299	\$447,351.68

Regular Public Checking - XXXXXXXX94299

Account Summary

Date	Description	Amount
08/01/2021	Beginning Balance	\$420,064.21
	4 Credit(s) This Period	\$95,426.10
	26 Debit(s) This Period	\$68,138.63
08/31/2021	Ending Balance	\$447,351.68

FREE YOURSELF FROM ATM SURCHARGE FEES!

Our customers can enjoy the convenience of using over 55,000 surcharge free ATM's worldwide at retailers like Target, Walgreens, and 7-11.

Find more available ATM's by visiting us online at www.southwestcapital.com.

Electronic Credits

Date	Description	Amount
08/02/2021	ACH Deposit State of New Mex VNDR PYMT	\$2,240.02
08/02/2021	ACH Deposit State of New Mex VNDR PYMT	\$7,347.62
08/02/2021	ACH Deposit State of New Mex VNDR PYMT	\$7,766.63
08/11/2021	Wire Deposit WEST LAS VEGAS SCHOOLS Wires	\$78,071.83



Scan the code to the left or visit us at
www.southwestcapital.com

Southwest Capital Bank
P.O. Box 25127
Albuquerque, NM 87101
(505) 247-7922



Regular Public Checking - XXXXXXXX94299 (continued)

Electronic Debits

Date	Description	Amount
08/06/2021	ACH Payment Rio Gallinas Sch PAYROLL ACH File	\$2,686.22
08/09/2021	ACH Payment IRS USATAXPYMT	\$1,179.51
08/09/2021	ACH Payment RIO GALLINAS SCH NMPSIA Mon	\$5,622.58
08/10/2021	ACH Payment RIO GALLINAS SCH RHC	\$137.73
08/10/2021	ACH Payment IRS USATAXPYMT	\$1,664.82
08/10/2021	ACH Payment Rio Gallinas Sch PAYROLL ACH File	\$4,029.44
08/11/2021	ACH Payment NMERB WEB PAY	\$1,186.78
08/16/2021	ACH Payment TAX_REV_WWT_ECKS TRD PMNT	\$159.52
08/25/2021	ACH Payment IRS USATAXPYMT	\$5,312.97
08/25/2021	ACH Payment Rio Gallinas Sch PAYROLL ACH File	\$13,218.91

Checks Cleared

Check Nbr	Date	Amount	Check Nbr	Date	Amount	Check Nbr	Date	Amount
11563	08/02/2021	\$17,260.00	11570	08/09/2021	\$6,890.06	11581	08/30/2021	\$531.11
11565*	08/03/2021	\$531.11	11574*	08/11/2021	\$348.36	11584*	08/25/2021	\$1,135.29
11566	08/04/2021	\$451.71	11576*	08/18/2021	\$205.97	11585	08/26/2021	\$808.29
11567	08/04/2021	\$1,294.88	11577	08/23/2021	\$163.84	11592*	08/31/2021	\$189.69
11568	08/03/2021	\$350.00	11579*	08/26/2021	\$1,175.21			
11569	08/04/2021	\$1,094.63	11580	08/31/2021	\$510.00			

* Indicates skipped check number

Daily Balances

Date	Amount	Date	Amount	Date	Amount
08/01/2021	\$420,064.21	08/09/2021	\$400,057.78	08/23/2021	\$470,233.15
08/02/2021	\$420,158.48	08/10/2021	\$394,225.79	08/25/2021	\$450,565.98
08/03/2021	\$419,277.37	08/11/2021	\$470,762.48	08/26/2021	\$448,582.48
08/04/2021	\$416,436.15	08/16/2021	\$470,602.96	08/30/2021	\$448,051.37
08/06/2021	\$413,749.93	08/18/2021	\$470,396.99	08/31/2021	\$447,351.68

Rio Gallinas School for Ecology and the Arts
2730 Romero St
Las Vegas, NM 87701

Southwest Capital Bank

CHECK NO: 11563
ISSUE DATE: 07/23/2021

AMOUNT \$17,260.00

PAY SEVENTEEN THOUSAND TWO HUNDRED SIXTY AND ZERO/100 DOLLARS

TO ACES
PO Box 3146
Albuquerque, NM 87180

#11563 08/02/2021 \$17,260.00

State of Albuquerque
DEPOSIT DAY - Draw #1
20210730 028103866893

NEW MEXICO CHARITABLE SCHOOLS
EDUCATION FUND ASSOCIATION
1110 UNIVERSITY BLVD NE
ALBUQUERQUE, NM 87131

#11563 08/02/2021 \$17,260.00

Rio Gallinas School for Ecology and the Arts
2730 Romero St
Las Vegas, NM 87701

Southwest Capital Bank

CHECK NO: 11565
ISSUE DATE: 07/23/2021

AMOUNT \$531.11

PAY FIVE HUNDRED THIRTY ONE AND 10/100 DOLLARS

TO Patagonia Telecommunications Inc
PO Box 6100
Clovis, NM 88102-1450

#11565 08/03/2021 \$531.11

State of Albuquerque
DEPOSIT DAY - Draw #1
20210803 028103866893

#11565 08/03/2021 \$531.11

Rio Gallinas School for Ecology and the Arts
2730 Romero St
Las Vegas, NM 87701

Southwest Capital Bank

CHECK NO: 11566
ISSUE DATE: 07/23/2021

AMOUNT \$451.71

PAY FOUR HUNDRED FIFTY ONE AND 70/100 DOLLARS

TO Sharp Electronics Corporation
CSP# CH 14272
Palestine, IL 60083-4272

#11566 08/04/2021 \$451.71

State of Albuquerque
DEPOSIT DAY - Draw #1
20210804 028103866893

00000 0014272 00002 0003
08-03-2021 CRED TO PAYEE
ADD END GLUAR

#11566 08/04/2021 \$451.71

Rio Gallinas School for Ecology and the Arts
2730 Romero St
Las Vegas, NM 87701

Southwest Capital Bank

CHECK NO: 11567
ISSUE DATE: 07/30/2021

AMOUNT \$1,294.88

PAY ONE THOUSAND TWO HUNDRED NINETY FOUR AND 88/100 DOLLARS

TO City of Las Vegas
1328 1st St
Las Vegas, NM 87701

#11567 08/04/2021 \$1,294.88

State of Albuquerque
DEPOSIT DAY - Draw #1
20210804 028103866893

#11567 08/04/2021 \$1,294.88

Rio Gallinas School for Ecology and the Arts
2730 Romero St
Las Vegas, NM 87701

Southwest Capital Bank

CHECK NO: 11568
ISSUE DATE: 07/30/2021

AMOUNT \$350.00

PAY THREE HUNDRED FIFTY AND ZERO/100 DOLLARS

TO NIVASBO
6800 Patomas Avenue NE, Suite
101
Albuquerque, NM 87109

#11568 08/03/2021 \$350.00

State of Albuquerque
DEPOSIT DAY - Draw #1
20210803 028103866893

N.M.S.A. 7-1-10
Act of 1978
For Deposit Only - Cash

#11568 08/03/2021 \$350.00

Rio Gallinas School for Ecology and the Arts
2730 Romero St
Las Vegas, NM 87701

Southwest Capital Bank

CHECK NO: 11569
ISSUE DATE: 07/30/2021

AMOUNT \$1,094.63

PAY ONE THOUSAND NINETY FOUR AND 63/100 DOLLARS

TO Staples
PO Box 586409
Dallas, TX 75268-0409

#11569 08/04/2021 \$1,094.63

State of Albuquerque
DEPOSIT DAY - Draw #1
20210804 028103866893

#11569 08/04/2021 \$1,094.63

Rio Gallinas School for Ecology and the Arts
2730 Romero St
Las Vegas, NM 87701

Southwest Capital Bank

CHECK NO: 11570
ISSUE DATE: 08/04/2021

AMOUNT \$6,890.06**

PAY SIX THOUSAND EIGHT HUNDRED NINETY AND 06/100 DOLLARS

TO ACES
PO Box 3146
Albuquerque, NM 87190

APPROVED SIGNATURE

VOID AFTER ONE YEAR

#11570 08/09/2021 \$6,890.06

State of Albuquerque
POSTOFFICE, Crater 16
208101781434 8/6/2021 4 10 PM
020000256

NEW MEXICO STATE SCHOOL EDUCATIONAL CHEQUES ASSOCIATION
RIO GALLINAS SCHOOL FOR ECOLOGY AND THE ARTS
2730 ROMERO ST LAS VEGAS NM 87701

DO NOT WRITE BELOW THIS LINE

#11570 08/09/2021 \$6,890.06

Southwest Capital Bank

CHECK NO: 11574
ISSUE DATE: 08/10/2021

AMOUNT \$348.36**

PAY THREE HUNDRED FORTY EIGHT AND 36/100 DOLLARS

TO Jacobo Orrego
27 County Rd 47B
Las Vegas, NM 87701

APPROVED SIGNATURE

VOID AFTER ONE YEAR

#11574 08/11/2021 \$348.36

DO NOT WRITE BELOW THIS LINE

#11574 08/11/2021 \$348.36

Rio Gallinas School for Ecology and the Arts
2730 Romero St
Las Vegas, NM 87701

Southwest Capital Bank

CHECK NO: 11576
ISSUE DATE: 08/11/2021

AMOUNT \$205.97**

PAY TWO HUNDRED FIVE AND 97/100 DOLLARS

TO PNM
2556
Las Vegas, NM 87701

APPROVED SIGNATURE

VOID AFTER ONE YEAR

#11576 08/18/2021 \$205.97

DO NOT WRITE BELOW THIS LINE

#11576 08/18/2021 \$205.97

Rio Gallinas School for Ecology and the Arts
2730 Romero St
Las Vegas, NM 87701

Southwest Capital Bank

CHECK NO: 11577
ISSUE DATE: 08/11/2021

AMOUNT \$163.84**

PAY ONE HUNDRED SIXTY THREE AND 84/100 DOLLARS

TO Stefan
PO Box 688488
Dallas, TX 75266-0409

APPROVED SIGNATURE

VOID AFTER ONE YEAR

#11577 08/23/2021 \$163.84

DO NOT WRITE BELOW THIS LINE

#11577 08/23/2021 \$163.84

Rio Gallinas School for Ecology and the Arts
2730 Romero St
Las Vegas, NM 87701

Southwest Capital Bank

CHECK NO: 11579
ISSUE DATE: 08/18/2021

AMOUNT \$1,175.21**

PAY ONE THOUSAND ONE HUNDRED SEVENTY FIVE AND 21/100 DOLLARS

TO City of Las Vegas
1335 1st St
Las Vegas, NM 87701

APPROVED SIGNATURE

VOID AFTER ONE YEAR

#11579 08/26/2021 \$1,175.21

DO NOT WRITE BELOW THIS LINE

#11579 08/26/2021 \$1,175.21

Rio Gallinas School for Ecology and the Arts
2730 Romero St
Las Vegas, NM 87701

Southwest Capital Bank

CHECK NO: 11580
ISSUE DATE: 08/31/2021

AMOUNT \$510.00**

PAY FIVE HUNDRED TEN AND ZERO/100 DOLLARS

TO Great Minds PBC
PO Box 200585
Pittsburgh, PA 15251-0285

APPROVED SIGNATURE

VOID AFTER ONE YEAR

#11580 08/31/2021 \$510.00

00000 0200223 000020015
08/30/2021 025002298 EagleBank
CASH TO PAYEE
ARE END QUAR

DO NOT WRITE BELOW THIS LINE

#11580 08/31/2021 \$510.00

Southwest Capital Bank
 Rio Gallinas School for Ecology and the Arts
 2730 Romero St
 Las Vegas, NM 87701
 CHECK NO: 11581
 ISSUE DATE: 08/30/2021
 AMOUNT \$531.11
 PAY FIVE HUNDRED THIRTY ONE AND 11/100 DOLLARS
 TO Plateau Telecommunications Inc
 PO Box 9086
 Clovis NM 88102-8086
 AUTHORIZED SIGNATURE

#11581 08/30/2021 \$531.11

DO NOT WRITE, SIGN OR STAMP BELOW THIS LINE
 MICR LINE: >107000372<
 @107000372<
 08252021
 007782300
 Batch 131717179
 AUTHORIZED SIGNATURE

#11581 08/30/2021 \$531.11

Southwest Capital Bank
 Rio Gallinas School for Ecology and the Arts
 2730 Romero St
 Las Vegas, NM 87701
 CHECK NO: 11584
 ISSUE DATE: 08/25/2021
 AMOUNT \$1,135.29
 PAY ONE THOUSAND ONE HUNDRED THIRTY FIVE AND 29/100 DOLLARS
 TO Nicholas N. Casados
 PO Box 475
 Mora, NM 87732
 AUTHORIZED SIGNATURE

#11584 08/25/2021 \$1,135.29

DO NOT WRITE, SIGN OR STAMP BELOW THIS LINE
 MICR LINE: >107000372<
 @107000372<
 08252021
 007782300
 Batch 131717179
 AUTHORIZED SIGNATURE

#11584 08/25/2021 \$1,135.29

Southwest Capital Bank
 Rio Gallinas School for Ecology and the Arts
 2730 Romero St
 Las Vegas, NM 87701
 CHECK NO: 11585
 ISSUE DATE: 08/26/2021
 AMOUNT \$808.29
 PAY EIGHT HUNDRED EIGHT AND 29/100 DOLLARS
 TO Jacobo Griego
 27 County Rd 47B
 Las Vegas, NM 87701
 AUTHORIZED SIGNATURE

#11585 08/26/2021 \$808.29

DO NOT WRITE, SIGN OR STAMP BELOW THIS LINE
 MICR LINE: >107000372<
 @107000372<
 08262021
 007782300
 Batch 131717179
 AUTHORIZED SIGNATURE

#11585 08/26/2021 \$808.29

Southwest Capital Bank
 Rio Gallinas School for Ecology and the Arts
 2730 Romero St
 Las Vegas, NM 87701
 CHECK NO: 11592
 ISSUE DATE: 08/31/2021
 AMOUNT \$189.69
 PAY ONE HUNDRED EIGHTY NINE AND 69/100 DOLLARS
 TO Robin Brown
 Carcede Village RD
 Santa Fe, NM 87505
 AUTHORIZED SIGNATURE

#11592 08/31/2021 \$189.69

Washington Federal
 325070980
 8/30/2021
 09:21:50
 11882422133706
 33706
 Credit to Account
 Within Name of Payee
 Wash Fed Bank
 DO NOT WRITE, SIGN OR STAMP BELOW THIS LINE

#11592 08/31/2021 \$189.69